The Small Computer Magazine

kilobaud™

Understandable for beginners . . . interesting for experts

November 1978 / Issue #23 / $2.00 / DM 8 / Sfr 8 / Ffr 18 / Sweden Kr 21 / UK £2

David Koh, M.D.	26	**Raster Scan Graphics for the 6800** . . . Part 1: the hardware
Robert L. Kurtz	34	**World of the Brass Pounders** . . . receive Morse code the easy way
Peter A. Stark	38	**Kilobaud Klassroom** . . . No 14: parallel and serial I/O ports
Bruce A. Barker	46	**Point of Sale/Inventory Control System for 8080s**
D. Borland	50	**Financier/Mortgage with Prepayment** . . . from Instant Software
Stephen Gibson	52	**Hey, Kids! It's "Mickey Modem"!** . . . not a toy
Rick Grossman	60	**Do It with a Kimsi!** . . . KIM expansion the easy way
Robert J. Bishop	62	**The Remarkable Apple-II** . . . a fun machine, plus
Easton Beymer	67	**Universal Number Converter** . . . touches all bases
Cal R. Rasmussen	68	**Hexadecimal Memory Dump** . . . painless
Douglas A. Schwab	70	**IC Testing** . . . a complete system
Rod Hallen	82	**Music, Music and More Music** . . . it hath charms
F. R. Ruckdeschel	84	**Build a Serial-to-Parallel Converter** . . . a snap
Stuart Mitchell, Phil Poole	90	**Expansion Time!** . . . S-100 memory for SWTP system
Erich A. Pfeiffer	94	**What Is a Bus?** . . . climb aboard for the answer
William L. Colsher	98	**Lucas' Puzzle** . . . solution can be tricky
Jay Kuca	100	**Home Brewing in Style** . . . with solderless breadboarding
Thomas E. Hutchinson	108	**Modify Your COSMAC Elf** . . . for a little pelf
James Gross	114	**Loop the Loop** . . . iteration techniques explained

Publisher's Remarks—6, Around the Industry—7, New Products—8, Legal/Business Forum—14, The BASIC Forum—15, Books—18, Troubleshooters' Corner—19, KB Club Calendar—21, Letters—22, Kilobaud Classified—118, Contest!—118, Corrections—128, Dealer Directory—143



40K Bytes RAM Memory
1,200,000 Bytes Disk Storage
Desk with laminated plastic surface
DOS and BASIC with random and sequential files
TERMINAL—Upper-Lower case and full control character decoding

SWTPC

SOUTHWEST TECHNICAL PRODUCTS CORPORATION
219 W. RHAPSODY
SAN ANTONIO, TEXAS 78216

North Star Systems Go To Work



More and more, you see the North Star HORIZON computer at work: in business, research, and education. Its high performance qualifies the HORIZON for demanding professional applications. Over 10,000 users during the past two years have proven that North Star hardware has the reliability for day-in, day-out computing. The HORIZON is now a serious candidate for any small system installation.

SOFTWARE IS THE KEY TO HORIZON MATURITY

North Star BASIC and DOS have been used to develop hundreds of commercial program packages. These packages establish that North Star software has the completeness and convenience necessary for serious program development. Because of the many independent vendors offering software using North Star BASIC and DOS, the HORIZON owner now has the widest selection of software in the microcomputer industry! Software available includes: word processing, general ledger, accounts payable/receivable, mailing list processing, inventory and income tax preparation. Program development systems such as assemblers, debuggers, editors, PILOT and FORTRAN are also available.

EXPAND YOUR HORIZON

The basic HORIZON computer includes a Z80 microprocessor, 16K bytes of RAM memory, an I/O interface and one Shugart minifloppy disk drive. The HORIZON can be expanded to 60K bytes or more of RAM, three disk drives, and three I/O interfaces. Performance can be enhanced by the addition of the North Star hardware floating point board. Also, S-100 bus products from other manufacturers may be used to expand the HORIZON.

For more information, contact your local computer store.

NORTH ★ STAR COMPUTERS

2547 Ninth Street
Berkeley, California 94710
(415) 549-0858

The Age of Affordable Personal Computing Has Finally Arrived.

Ohio Scientific has made a major breakthrough in small computer technology which dramatically reduces the cost of personal computers. By use of custom LSI micro circuits, we have managed to put a complete ultra high performance computer and all necessary interfaces, including the keyboard and power supply, on a single printed circuit board. This new computer actually has more features and higher performance than some home or personal computers that are selling today for up to $2000. It is more powerful than computer systems which cost over $20,000 in the early 1970's.

This new machine can entertain your whole family with spectacular video games and cartoons, made possible by its ultra high resolution graphics and super fast BASIC. It can help you with your personal finances and budget planning, made possible by its decimal arithmetic ability and cassette data storage capabilities. It can assist you in school or industry as an ultra powerful scientific calculator, made possible by its advanced scientific math functions and built-in "immediate" mode which allows complex problem solving without programming! This computer can actually entertain your children while it educates them in topics ranging from naming the Presidents of the United States to tutoring trigonometry — all possible by its fast extended BASIC, graphics and data storage ability.

The machine can be economically expanded to assist in your business, remotely control your home, communicate with other computers and perform many other tasks via the broadest line of expansion accessories in the microcomputer industry.

This machine is super easy to use because it communicates naturally in BASIC, an English-like programming language. So you can easily instruct it or program it to do whatever you want, *but you don't have to.* You don't because it comes with a complete software library on cassette including programs for each application stated above. Ohio Scientific also offers you hundreds of inexpensive programs on ready-to-run cassettes. Program it yourself or just enjoy it; the choice is yours.

Ohio Scientific offers you this remarkable new computer two ways.



Superboard II $279

For electronic buffs. Fully assembled and tested. Requires +5V at 3 Amps and a video monitor or TV with RF converter to be up and running.

Challenger 1P $349

Fully packaged with power supply. Just plug in a video monitor or TV through an RF converter to be up and running.

Standard Features

- Uses the ultra powerful 6502 microprocessor
- 8K Microsoft BASIC-in-ROM
  Full feature BASIC runs faster than currently available personal computers and all 8080-based business computers.
- 4K static RAM on board expandable to 8K
- Full 53-key keyboard with upper/lower case and user programmability
- Kansas City standard audio cassette interface for high reliability
- Full machine code monitor and I/O utilities in ROM
- Direct access video display has 1K of dedicated memory (besides 4K user memory), features upper case, lower case, graphics and gaming characters for an effective screen resolution of up to 256 by 256 points. Normal TV's with overscan display about 24 rows of 24 characters; without overscan up to 30 X 30 characters.

Extras

- Available expander board features 24K static RAM (additional), dual mini-floppy interface, port adapter for printer and modem and an OSI 48 line expansion interface.
- Assembler/editor and extended machine code monitor available.

ORDER FORM

Order direct or from your local Ohio Scientific dealer.

- ☐ I'm interested. Send me information on your:
  - ☐ Personal Computers ☐ Business Systems
- ☐ Send me a Superboard II $279 enclosed
- ☐ Send me a Challenger 1P $349 enclosed
- ☐ Include 4 more K of RAM (8K Total) $69 more enclosed

Name _____

Address _____

City _____ State _____ Zip _____

Payment by: BAC (VISA) ____ Master Charge ____ Money Order ____

Credit Card Account # _____

Expires _____ Interbank #(Master Charge) _____
Ohio Residents add 4% Sales Tax

TOTAL CHARGED OR ENCLOSED _____

All orders shipped insured UPS unless otherwise requested. FOB Aurora, OH

Interested in a bigger system? Ohio Scientific offers 15 other models of microcomputer systems ranging from single board units to 74 million byte hard disk systems.

OHIO SCIENTIFIC 01

America's Largest Full Line Microcomputer Company

1333 S. Chillicothe Road • Aurora, Ohio 44202 (216) 562-3101

PUBLISHER'S REMARKS

Wayne Green

The S-100 Mystique

When Mits came out with their 100-line bus there was a lot of bitching. Connectors were very expensive; it had more lines than were actually needed; it both generated radio hash by virtue of being wide open and it was very susceptible to interference from radio or other noise. In general, it left a lot of unhappy engineers.

Then came Imsai and their pseudo-Altair, also using the 100-line bus. Then PolyMorphic, Processor Tech, S.D. Sales, Godbout, Seals . . . and the first thing you know we had a standard: the S-100. This was one of the better things that happened to microcomputing because it made it possible for many small firms to design interface boards that would work with a wide variety of systems . . . providing music, graphics, art, telephone interconnect, speech, voice recognition, plotting, control of high-power devices, etc.

The time it would have required to custom design each of hundreds of interface boards to fit each new microcomputer system brought out would have put board prices out of sight and thus allowed the support of only a very few systems.

The first to fight this standardization was Sphere, and this undoubtedly contributed much to their collapse. Then came The Digital Group. Is there any serious question that their refusing to use the S-100 bus held their sales down substantially? Only the very limited accessories they themselves provide are available to expand a system. This is terribly limiting.

Why would a firm oppose the S-100 bus structure?

Since most of the original complaints against the bus have been taken care of, the main reason for not using the standard bus today seems to be the manufacturers' desire to force customers to buy their peripherals and not be able to use those of other firms. Depending on which side of the pocketbook you are on, this can be explained as practical marketing or greed.

First, in case there are some new readers who are not really sure what a bus is, a few words on that. Most electronic equipment is designed linearly, with perhaps a very weak oscillator generating a signal at one end, going through many steps of amplification and modulation, finally reaching the antenna. About all the many stages in these systems have in common is a power supply, so the bus is simple . . . plus and minus. Computers are generally built around a whole set of interconnecting wires (a bus) and each of the stages involved plugs into this bus. Signals sent over the bus turn on or off each of the modules. Thus it is possible to have a video terminal, a printer, a cassette tape system and several other input/output devices all connected to a computer and all sharing the same wires. (For more information about buses, see Erich Pfeiffer's article on p. 94.)

The S-100 complaints were loud and bitter at first . . . and rightly so. The Altair system just barely worked (on a good day) because this bus system was so noisy. Often, by the time you got out toward the end slots of a motherboard, things would go berserk.

Gripes about connector prices dropped off as more and more systems used the 100-pin monster. Costs of production generally drop about 15 percent for every doubling of production, so S-100 connector prices dropped and dropped, eventually bringing them below those of much smaller connectors. So much for that beef.

George Morrow and Harry Garland tackled the noise problems and both came up with nicely designed motherboards that were well shielded and greatly tamed the wild bus. Morrow's is in his Thinker Toys Wunderbus and the Godbout motherboard, which he also designed . . . Garland's is in his Cromemco systems.

George also came up with a dandy termination scheme (also in the Extensys) that helped keep signals from bouncing back and forth on a bus line. These evolutions of the S-100 made it possible to greatly extend the upper frequency limit for the system, allowing it to work with the higher speed Z-80 systems.

The S-100 bus is far from perfect, yet it would not seem to have any serious disadvantages as compared to a 40-, 44- or 50-pin bus. Higher frequency signals will eventually mean stripline techniques or coax systems, not fewer lines. The S-100 has room for further growth, a feature sadly missing from most other bus systems. And who knows what interface someone will invent next month and the external cables it will have to use because the bus had standing room only?

When The Digital Group decided not to use the S-100 bus it was because they wanted to try to be the sole suppliers of hardware for their system. Ohio Scientific had the same idea in mind . . . carrying this one step further by refusing to give out information to anyone on the signal timing on their bus. This seems to have worked since there are few (if any) OSI-compatible accessories. This means that the owners of OSI equipment have to wait for OSI to engineer and bring out all I/O boards . . . for music, art, telephone interconnect, etc. Thus the work of a hundred small companies has to be tackled by the mainframe manufacturer . . . a formidable task.

With perhaps 90 percent of the systems on the market S-100 oriented—and that's the way it was in the summer of 1977—the nonstandard bus systems were having a very difficult time. Then came the Heath H8 and their own bus system. Heath agonized over this and was relieved to hear that Commodore had avoided the S-100 bus with their PET. Actually, Heath celebrated a bit early on that one since their kit systems were hobbyist oriented and the PET was not.

It would surprise me if Heath wouldn't have sold many millions of dollars' more of H8 systems if they had gone the S-100 route. It wouldn't have made that much difference in PET sales. The appearance of the Radio Shack system with still another bus, though it may have comforted Heath, did not help Heath sales.

As we approach the end of 1978, with TRS-80 sales greater than those of all other systems combined, there is some reason to wonder if the TRS-80 bus system may not become the de facto standard. Maybe. For some reason the small manufacturers have been slow to adapt to this new bus. Perhaps they have not recognized the wallop of the TRS-80 on the market. Perhaps it has been the usual engineering delays. But at this time, the S-100 is still the best bet for someone who wants to be able to use a system for a large number of purposes.

Radio Shack has a TRS-100 board coming . . . supposed to be out in September. This will plug into an S-100 motherboard and let you run S-100 I/O boards with your TRS-80. When this is out it could change everything and re-emphasize the importance of the S-100 system . . . and save an awful lot of time and money on re-engineering boards to work with the TRS-80.

With Radio Shack and their 100,000 TRS-80 systems added to the S-100 bus line, times may get rougher for maverick bus systems such as the Apple, Heath, OSI, SWTP, etc.

Any arguments?

What Is TI Up To?

Despite Pentagon-like security measures, word has been seeping out about the new Texas Instruments project. Of course, as with any tight security matter, there is always the likelihood of bum dope being passed along to confuse things.

At any rate, it does appear that TI has a 16-bit microcomputer based upon the 9900 chip being readied for consumer sale. This will be selling for under $300, complete with its keyboard and BASIC. There is a strong possibility that it will also support PASCAL, which is a matter of policy with TI.

The 9900 microprocessor has not seen much use in microcomputers so far, so many computerists are not all that aware of its possibilities. This chip is particularly well suited to interfacing with the outside world and should be a natural for controlling things. It has a register that is able to keep track of time without interfering with other operations of the system. It also has the ability to sit dormant, drawing very little power until an interrupt starts it in action.

Although there has been little use for the benefits of a 16-bit processor in microcomputing applications so far, the extra speed of the 9900 certainly is not going to hurt. Remember that an 8-bit processor must take two cycles for the address and one for data, while the 16-bit system addresses in one cycle and loads or retrieves two bytes in one cycle . . . which

adds up to about six times the work in the same time.

More Tutorials Needed?

A recent letter from a software service offering I'm not sure what pointed up the need for more tutorial articles on the fundamentals of computers. Many of us have a long, long way to go before we can even read the ads and understand what is being offered.

Just to break the accepted computer code of ethics and offer a specific example of what I'm talking about, this letter is offering APL (or APL.SV) as an interpreter because of its dynamic allocation properties. Huh? Then it helpfully goes on to offer PASCAL and informs me that traditionally PASCAL is implemented in the language of a pseudo stack machine. Golly, I didn't know that!

Then the letter suggests that perhaps I need a disk operating system with virtual memory mapping. Would that put an end to my troubles? Will I ever find out? Even more exciting is the offer of an assembler generator that would allow me to generate families of assemblers . . . and this gem includes recursive macros.

The letter was enthusiastic, so it may well have a cornucopia of wonders for me . . . if only I knew what it was talking about. Let's get some articles written that will help us decipher this gobbledygook. It only takes a few paragraphs to explain these esoteric terms and give specific examples that all of us can relate to our experience. The sad part is that the writer of the letter was unaware that he was unreadable.

PET Papers

At one time I hoped I would be able to publish enough information about each system available so there would be no need for user groups and their newsletters. That was when there were only two or three computer systems. Today, with four major newsletters devoted to the PET, such a concept is obviously ridiculous. There is just far too much information to exchange.

We have the "PET Gazette," already in issue #4, running 40 pages. The address is 1929 Northport Drive, Room 6, Madison WI 53704. The subscription is free. Then there is "The PET Paper," Box 43, Audubon PA 19407, at $15 for ten issues . . . 30 pages last issue. Also "PET Users Notes," Box 379, South Bound Brook NJ 08880. There is some ambiguity on the address, so write before sending money. Another is "SPHINX," running 19 pages last issue and existing on donations. Write Milt Lee, 1348 Rudgear Rd., Walnut Creek CA 94596.

These newsletters let you know about available software, hardware, modifications, fixes for problems, pertinent books, etc.

Reader Responsibility

One of your responsibilities, as a reader of *Kilobaud*, is to aid and abet the increasing of circulation and advertising, both of which will bring you the same benefit: a larger and even better magazine. You can help by encouraging your friends to subscribe to *Kilobaud*. Remember that subscriptions are guaranteed—money back if not delighted, so no one can lose. You can also help by tearing out one of the cards just inside the back cover and circling the replies you'd like to see: catalogs, spec sheets, etc. Advertisers put a lot of trust in these reader requests for information. To make it even more worth your while to send in the card, a drawing will be held each month and the winner will get a lifetime subscription to *Kilobaud*!

The above notice tells the story. This month's winner of a lifetime subscription to *Kilobaud* is M. Bernstein of Cambridge MA.

AROUND THE INDUSTRY

Radio Shack To Open 50 Computer Centers

Radio Shack plans to open 50 computer sales and service stores in 1978-79. "While some will be located within new or existing Radio Shack stores, most will be separate entities and all are expected to be in major markets," said Lewis Kornfield, president of Radio Shack.

"They will be called Radio Shack Computer Centers, and their purpose will be to assist area Radio Shack stores in answering computer questions and closing sales, and to develop quantity sales, principally of Radio Shack TRS-80 microcomputer systems and peripheral equipment, to businesses and institutions.

"The stores will provide market area service on Radio Shack computer products, thus extending to nearly 100 the number of service facilities operated by Radio Shack in this country, and will include classroom areas where the company can teach computer use and programming to its customers and prospects."

In addition, the new Radio Shack Computer Centers will display and sell "a variety of pieces and parts, as well as packaged software and, possibly, hardware items of makes other than Radio Shack," Kornfeld continued.

"In respect to the significant number of TRS-80 personal computers we have sold, we believe the time is right to quickly expand our ability to keep them in top working order and provide solid local know-how for our customers and employees alike.

"We have converted the former Tandy Computer store, located in Fort Worth, into a Radio Shack Computer Center, and are in the process of indentifying the other 49 or so cities and exact locations.

"To date we have selected our

(continued on page 128)

kilobaud™

Publisher/Editor
Wayne Green
Executive Vice President
Sherry Smythe
Assistant Publisher/Editor
Jeffrey D. DeTray
Managing Editor
John Barry
Editorial Assistants
Dennis Brisson
Susan Gross
Administrative Assistant
Dotty Gibson
Production Department
Manager:
Lynn Panciera-Fraser
Staff:
Craig Brown
Gayle Cabana
Robert Drew
Bruce Hedin
Carl Jackson
James Lamothe
Dion Owens
Noel R. Self
Robin M. Sloan
Typesetting
Barbara J. Latti
Mary Kinzel
Holly Walsh
Photography
Bill Heydolph
Tedd Cluff
Associate Editors
Tim Barry
Bob Buckman
Ronal Burris
Sheila Clarke
Rich Didday
Phil Feldman
Steve Fuller
Doug Hogg, PhD
Tom Rugg
Peter Stark
Bookkeeper
Knud E. M. Keller
Marketing
Robert LaPointe
Judy Waterman
Circulation
Pauline Johnstone
Customer Service
Joyce Tarr
Receptionist
Denise Loranger
Computer Programming
Ron Cooke
Richard Dykema
Steven Lionel
Micro Lab
Cida Teixeira
Alan Anderson
Lorraine Blakesley
Scott Spangenberg
Mailroom
Bill Barry
Ethan Perry
Michele Walsh
Advertising
Marcia Stone
Nancy Ciampa
Helene Sandquist
Bill York
European Marketing Dir.
Reinhard Nedela
Australian Distributor
Katherine Thirkell

Kilobaud is published monthly by 1001001, Inc., Peterborough NH 03458. Subscription rates in the U.S. and Canada are $18 for one year and $36 for three years. In Europe: Kilobaud erscheint monatlich bei Fachzeitschriftenvertrieb Monika Nedela, 7778 Markdorf, Markstr. 3. Abonnement DM 70.- plus Porto 7.20 + gesetzl. MWST; Sfr. 81.- plus Porto 7.20. Australia: For subscriptions write—Katherine Thirkell, Sontron Instruments, 17 Arawatta St., Carnegie, Vic. 3163 Australia. Please write for other foreign rates. Second-class postage paid at Peterborough NH 03458 and at additional mailing offices. Publication No. 346690. Phone: 603-924-3873. Entire contents copyright 1978 by 1001001, Inc. INCLUDE OLD ADDRESS AND ZIP CODE WITH ADDRESS CHANGE NOTIFICATION.

NEW PRODUCTS

Edited by Dennis Brisson

IRC's Miserly Mainframe

If you are looking for an S-100 bus mainframe without frills, solidly built and ready to go, take a look at Integrand Research Corporation's Model 800 Miserly Mainframe. These enclosures come complete with a 15-slot motherboard (connectors optional), plastic card guides, a choice of two different capacity power supplies, fan, line cord, fuses, EMI filter and front panel power and reset switches. The Model 800 comes in desk top and rack mount versions, with an option of two color schemes (light blue/dark blue or beige/brown).

The entire unit comes assembled, wired and tested. The power supply is dismounted after testing and shipped in a separate container via UPS. Reassembly consists of mounting the power supply and plugging it into two wiring harnesses.

The chassis is constructed of heavy gauge aluminum, to which high-quality industrial enamel is spray-painted. Interior surfaces are coated with an irridite finish to resist oxidation.

In the rack mount version, the Miserly Mainframe is priced at $200; the desk top version costs $235. The heavy-duty power supply option, which includes a 110 cfm fan instead of the standard 70 cfm fan, is $85. The standard power supply is conservatively rated at 15 A; the heavy-duty power supply will easily handle a load of 30 A. Both ratings are for the 8 V dc line. Integrand Research will install 100-pin connectors for $6 each, or you can buy them for $5 each and install them yourself.

Other options provided include rear panel cutouts for EIA-type DB-25 connectors. The first four are standard; the next eight cost $2 each. They will also provide a voltage monitor board ($30) which generates a relay closure when the ac supply level falls below predetermined limits (great for driving an interrupt to stop processing during power fluctuations, or whatever!).

The extras that are included in the basic price of the Miserly Mainframe, coupled with the fact that it comes assembled and tested, make it the most cost-effective S-100 bus enclosure I've seen. Add to that the options that are available and floppy-disk drive covers, cabinets and power supplies, and you have the most attractive basis for a system on the market. After they did all that for the S-100 bus, they went one step further and added an SWTP-compatible motherboard. Fantastic!

For more information, or to order, contact Integrand Research Corp., 8474 Avenue 296, Visalia CA 93277, (209) 733-9288.

Ron Burris
Associate Editor

Double and Quad Density

North Star Computers, Inc., announces development of a new controller board that can record in double density on the new Shugart SA-400L (single-sided, double density) and SA-450 (double-sided, double density) minifloppies. The controller board formats the SA-400L for 180K bytes (ten 512 byte sectors on each of 35 tracks) and the SA-450 for 360K bytes (same as SA-400L, but with two sides). Thus, a three-drive system with SA-450 minifloppies can access more than a megabyte on-line. North Star's double and quadruple density expands the performance and information storage of the North Star Horizon computer and Micro Disk System. A quad density (SA-450) version of the North Star Horizon and MDS systems will be available in January 1979. This quad version will be offered for $200 additional or $1799 for Horizon-1 kit and $899 for MDS-A kit. Additional drives for quad capacity will be $499.

The new controller board can control any combination of SA-400L and SA-450 drives in single density or double density. It can read diskettes previously written in single density. Also, it permits the attachment of single-density SA-400L drives previously acquired for the original North Star systems.

North Star is upgrading its popular BASIC and DOS to accommodate the increased capacity and the performance of the SA-400L and SA-450 disk drives. Programs developed on the original single-density North Star software will run in double density with little or no change. A quad capacity additional drive may be added to a double-density system at any time.

North Star Computers, Inc., 2547 Ninth Street, Berkeley CA 94710.

Arian System for North Star Disk

The Arian Assembly Language Programming System is designed specifically for North Star Disk users. With Arian, you may save and load both source and object files to disk. With Arian's dynamic file creation, saving a program is simply a matter of typing 'SAVE <FILENAME>'. Arian creates the file on disk if it does not already exist and saves the program. From Arian, you may list the disk directory (DDIR), rename a disk file (DNAM), delete a disk file (DDEL) and recover a deleted file (RCVR).

Editing is a breeze with Arian's input line editor. You may enter text (without the need for irksome line numbers), insert (INS) and find a string (FIND). Intraline editing is supported by a full complement of features: skip to end of line, insert characters, delete characters, replace (direct substitution) and press the space bar to move character by character through the line.

Arian also supports many capable features and subroutines which are nested inside and are callable by the user. Arian maintains two separate symbol tables —one for the system and one for the user. However, the user may use the system symbols without restriction. The system supports redirectable I/O, conversion of ASCII to hex, and vice versa, print a line of text, output a CR, call the input line buffer, plus many others. Up to eight breakpoints can be used at one time, and all registers are preserved.

A special feature of Arian is its 'CUSTOM COMMAND' capability, by which you may define a command, name it and then call it simply by typing the command name. This is especially useful if you are testing programs. The price ($50) includes one disk and a 51-page User's Manual.

Supersoft, PO Box 1628, Champaign IL 61820.

The S-100-Compatible AIB

The AIB (analog input board) is an S-100-bus-compatible analog input subsystem that accepts multiple low-level analog signals, multiplexes and converts to digi-

North Star's new controller board.



SL's analog input board.

tal format with 12-bit resolution and throughput rates up to 8 kHz. The standard AIB accepts eight differential/16 single-ended inputs and is optionally expandable to 16 differential/32 single-ended.

Other AIB options include computer programmable gain, 4-20 mA current inputs and super low drift. The AIB is priced at $495 in small quantities and deliverable within 30 days.

Signal Laboratories, Inc., 202 N. State College Blvd., Orange CA 92668.

Interpreter for the 8080 and PDP-11

An interpreter for a subset of the C-structured programming language, which runs on both DEC PDP-11 and Intel 8080 processors, is available from Tiny-c Associates, PO Box 269, Holmdel NJ 07733. The tiny-c Owner's Manual includes a complete reference description of the language, a tutorial walkthrough of a training program, lots of sample programs, including comments on their programming style, and a description of the Program Preparation System. It also includes commented source code listings of both the 8080 and PDP-11 interpreters and a chapter on how the interpreter works.

Tiny-c, intended primarily for the education and hobbyist markets, handles integer and character data and arrays of either type. Other features include compound statements, if-else and while statements, global and local variables, pointer variables and functions which may have arguments and may return results. Recursion is allowed. The interpreter also recognizes calls to functions written in machine language. These, too, may have arguments and return results. A minimum of 16K bytes of memory is recommended to run tiny-c.

The package includes a Program Preparation System (PPS) with which the user can write, edit, run, debug, store, recall and link tiny-c programs. The PPS includes a standard library of tiny-c software tools. The PPS is written in tiny-c; thus, it serves as an example of a significant use of tiny-c and is also easily adapted to a user's or operating system's requirements.

The Owner's Manual is available for $40; machine readable copies of the interpreter are available separately on several formats of tape and disk.

Tiny-c cornucopia.



The NewO Writehander.

Dual Floppy-Disk System

Dual-Stor, a fully integrated, dual floppy-disk system designed specifically for microcomputer systems, comes complete with controller and dual floppy-disk drive in a cabinet that matches the Vector 1 microcomputer. The Dual-Stor disk system has a storage capacity of 243K bytes per 8-inch diskette and utilizes the standard IBM-compatible recording format. Using programmed data transfer, the Dual-Stor operates with both static and dynamic memories at a data rate of 250K bits/seconds.

Completely compatible with the S-100 bus, the disk system features the Reset-and-Go function on power up. Other features include state-of-the-art technology, extensive testing and reliability. Tested and assembled, the Dual-Stor comes complete with disk controller board, DOS, BASIC compiler, assembler, string-oriented editor and debug software. Suggested retail price is $2300.

Vector Graphic, Inc., 31364 Via Colinas, Westlake Village CA 91361.



Vector Graphic's Dual-Stor.

One-Hand-Typing Keyboards

Computing is a simple, one-handed task with the Writehander keyboards. Available for either right or left hand, these small new keyboards provide characters for computers, terminals, displays and other 128-character ASCII- or ISO-coded devices. The new model features snap-action switches, improved circuitry and keypressed signals as well as strobe pulses to signal that data is available.

The Writehander keys are mounted on a rugged five-inch diameter hemisphere that conveniently accommodates the human hand. The shape and key locations have been designed so that the fingers and thumb naturally fall on the appropriate switches.

The small keyboard is finding wide application for touch typing and data entry where a free hand is needed, such as for telephone orders, computer programming and for astronomy and microscope observations. Pencil notes may be written with one hand while typing data with the other.

The keyboard code is easily learned by blind people and those with a disabled hand. When connected to portable equipment, the Writehander allows inventory or field survey data to be conveniently entered with one hand.

The Writehander can be interfaced with any computer, terminal, printer or other device that will accept parallel 7-bit code signals and provide the nominal power required.

NewO Company, 246 Walter Hays Drive, Palo Alto CA 94303.

OSI Introduces Single-Board Concept

Ohio Scientific has just developed the world's first complete computer system on a board incorporating a standard computer keyboard, fast microcomputer, video display interface with graphics, audio cassette, 8K BASIC-in-ROM, up to 8K of RAM and power supply on a single printed circuit board.

This single-board concept, made possible by Ohio Scien-



Morrow's new 16K static memory board.



Microdasys' MD-690A CPU board.

tific's six proprietary custom LSI circuits, drastically reduces the parts count and complexity, as well as the price, of personal computers. The new single-board concept will be used in OSI's Super Board 2, which will be a complete computer minus case and power transformer, and in the 600P, which is a fully packaged personal computer system.

Projected prices are $225 to $279 for the Super Board 2 and $329 to $379 for the 600P. Both models are in pilot production now and will be available in the fall of 1978.

Ohio Scientific, 1333 S. Chillicothe Rd., Aurora OH 44202.

CP/M for Micropolis and North Star

Now Micropolis and North Star Disk users can join the software bus. Without any hardware changes, CP/M can be run with all the features available to the users of the two systems on standard floppy disks. These features include dynamic allocation of diskette storage, relocatability of system in memory, intrinsic commands to save, rename, erase and display directories of files and complementary context editor, assembler and dynamic debugging program.

The software package for either Micropolis or North Star includes: CP/M (Version 1.4), $145; Microsoft FORTRAN-80, $400; Microsoft Disk Extended BASIC, $300; CBASIC Compiler/Interpreter BASIC, $95; MAC Macro Assembler, $100; SID Symbolic Instruction Debugger, $85; BASIC-E Compiler/Interpreter BASIC, $30.

Lifeboat Associates, 164 West 83rd St., New York NY 10024.

SuperRam 16

George Morrow, designer of the ECONORAM 4K static memory, has introduced a new 16K static memory board for S-100 microcomputer systems, SuperRam 16.

SuperRam 16 is a complete kit featuring four independently addressable and write-protectable 4K blocks. The design uses just 11 ICs to keep the board uncrowded and trouble-free. The board was designed to meet the proposed IEEE Standard for the S-100, ensuring full compatibility with all S-100 systems. All signals are fully buffered, including address and data lines. Morrow's 16K static RAM retails for $299.

Thinker Toys, 1201-10th St., Berkeley CA 94710.

S-100-Compatible 6802/09

Added features of the MD-690A CPU board over the capability of the MD-690 include: 6809 compatibility, 10K PROM space and RS-232 interface provision. The new MD-690A combines the computing power and software compatibility of the 6802 processor with the hardware compatibility and widespread support of the S-100 bus. This processor has internal 16-bit arithmetic, 8×8 multiplication, 18 addressing modes (the 6800 has six) and five times the throughput of the 6800 (making it three times faster than a 4 MHz Z-80).

The MD-690A comes complete with MONBUG, a 1K PROM monitor program which is software compatible with the standard Motorola MIKBUG monitor; however, it is designed to interface with most memory-mapped video and graphics cards for ultrafast I/O. The board can accommodate up to 10K of 2716 EPROM, which may be used for 8K BASIC or other firmware.

The processor card also features an on-card 2400 baud Manchester cassette interface, interrupt-driven keyboard input for fast I/O and provision for an RS-232 interface. It provides you with 16 I/O ports and DMA capability; there is 1K RAM. The board is high quality, double-sided, plated through, solder masked and silk-screened.

The suggested retail price for the S-100 bus/MC6802/09 CPU board, complete with the 2400 baud cassette interface, 1K monitor and 1K RAM, is $198 in kit form, or $258 assembled and tested. Complete documentation, including assembly and troubleshooting instructions, and a comprehensive user's guide are provided.

Microdasys, PO Box 36051, Los Angeles CA 90036.

ECT Mainframes and CPU Board

Electronic Control Technology's 10-slot Table Top Mainframes are of sturdy construction (similar to ECT's industrial ECT-100 19-inch rack mount card cages). The TT-10 Table Top Mainframe consists of an industrial quality card cage; the MB-10, an S-100 bus motherboard with bus termination and ground plane to reduce noise; a full set of 10 connectors and guides; a 15 A at 8 V, 1.5 A at +16 V and 1.5 A at −16 V power supply, which mounts inside the card cage; a clear satin finished front/bottom plate with a reset switch and power indicator LED; a whisper fan and a vented textured blue cover. Assembled, the mainframe sells for $395; the kit costs $325.

ECT also announces its 8080 CPU, an S-100 bus 8-bit processor board based on the 8080A microprocessor IC. The clock is crystal controlled and digitally generated for optimum system performance. 74LS244 bus drivers are utilized to provide low power with higher drive capability. M WRITE is generated on the board and a switch-selectable 'JUMP' on Reset circuit is provided for use in systems without a front panel. Low-profile sockets are provided for all ICs. The board has solder mask, silk-screened legend and gold-over-nickel plated fingers. Kit, $120; assembled $175.

Electronic Control Technology, 763 Ramsey Ave., Hillside NJ 07205.

UMB Universal Printed Board

Looking for a truly universal printed circuit board? Whether you're a design engineer evaluating a new circuit or a representative of a company that manufactures custom and specialty systems, the UMB Universal Printed Board is for you.

Other universal boards do not accommodate both analog and digital components on one board without time-consuming wire-wrapping or other modification . . . whether you're working with microprocessors or other dual in-line packages. UMB is a practical solution to many breadboarding and production problems. Its unique, two-sided interlacing foil pattern incorporates four independent power planes, each one bused to all 264 pad positions.

This design allows you to use both analog and digital components on one board. For example, in mixed analog/digital circuits, one side of the board provides zero and +5 volt distributions, and the other side of the board provides −15 and +15 volt dis-



8080 CPU board with "JUMP" on Reset.

BOOKS ... ADDICTIVE?

C201: MICROPROCESSORS: From Chips to Systems

Rodnay Zaks, 416 pp, $9.95

A complete, progressive, educational introduction to all aspects of microprocessors, and the assembly of a system: basic concepts, internal operation, the chips, system interconnect, programming, system development.

This book has been qualified as 'best text ever written on microprocessors.'

C202: MICROCOMPUTER PROGRAMMING:6502

Rodnay Zaks, 250 pp, $9.95

A step by step introduction to microcomputer programming, using the 6502 microprocessor, with a detailed analysis of all basic programming techniques, from arithmetic to Input-Output, including interrupts.

Also available: 6502 APPLICATIONS BOOK

C207:MICROPROCESSOR INTERFACING TECHNIQUES

A.Lesea & R.Zaks, 416 pp, $9.95

How to interface a microprocessor to the external world, including all common peripherals: dynamic memory, keyboard, LED, floppy disk, CRT display, cassette.
Includes the standard busses: RS232, IEEE 488, S100.

SELF-STUDY COURSES

Includes Book and Cassettes

INTRODUCTION
TO MICROPROCESSORS (2.5 hrs) ref. S1, $29.95
TO PROGRAMMING (2.5 hrs) ref. S2, $29.95
COMPREHENSIVE (6 hrs) ref. SB1, $59.95

SPECIALIZED
MILITARY (6 hrs) ref. SB3, $49.95
BIT-SLICE (6 hrs) ref. SB5, $49.95
INDUSTRIAL (4.5 hrs) ref. SB6, $49.95
INTERFACING (6 hrs) ref. SB7, $49.95

OTHER BOOKS

Z10-APL IMPLEMENTATION $25.00
X1-MICROPROCESSOR LEXICON $1.95
AND MORE ... ASK FOR FREE CATALOG

SYBEX C-Books are leading University and Industry textbooks, used worldwide, and now translated into most major languages.

They are the result of years of experience in actual education, and have consistently been qualified as 'best pedagogic text ever used'.

"Well planned and executed text (C201)...a complete treatment...self-contained and self-defined...The chapter on 'Internal Operation of a Microprocessor' is the best explanation we have thus far seen in print." (Elementary Electronics, Sept. 78)

WARNING: Readers have Determined that C-series Books May be Addictive. Please let us Know.

C200:AN INTRODUCTION TO PERSONAL AND BUSINESS COMPUTING

Rodnay Zaks, 250 pp, $6.95

A comprehensive introduction to personal computers, for home or business use: the hardware, the software, the peripherals, the costs. BASIC. How to fail with a business system. How to select a system. Will it be sufficient? Which one to buy.
Now on cassettes: 3 hrs, ref S10, $14.95

TO ORDER

BY PHONE: call 415/848-8233
BankAmericard/Mastercharge accepted

SHIPPING: no charge when payment included (except add $.50 on orders for $7.00 or less); all orders under $50.00

ADD: $1.50/book for fast shipping

OVERSEAS:
SYBEX-EUROPE
313 rue Lecourbe, 75015-Paris, France Tel: (1) 828 25 02

S42

SYBEX

2020 Milvia St.
Berkeley, CA 94704
Tel: 415/848-8233

NAME_____POSITION_____
COMPANY_____
ADDRESS_____
CITY_____STATE/ZIP_____
☐ C200 ☐ C201 ☐ C202 ☐ C207 Other_____
☐ Payment enclosed ☐ Bill me (over $50) ☐ C.O.D.
☐ Charge my ☐ Visa ☐ Mastercharge:Interbank nbr_____
Number_____Exp date_____
SIGNATURE_____

☐ **FREE CATALOG/ORDER FORM** ☐

Esmark's new video integrated electronic tracking pen.

tributions. This arrangement presents low characteristic impedances to the power supply system and, for most applications, minimizes crosstalk between the analog and digital distributions.

Two aspects of the UMB make it especially suitable for prototyping and evaluating microprocessor or interface circuits: (1) the grid of 792 holes available for components are aligned on .100 inch centers in both X and Y axes, (2) none of the component pads are tied to any of the power planes; power planes are bused beside every pad position and require only short jumper wires to make a connection. Dual in-line packages as large as 66 pins may be accommodated on the UMB, and smaller dual in-line packages may be positioned in a variety of configurations to suit the requirement of a circuit or system.

The UMB's construction allows soldered circuits to be changed without destroying plated pad areas. Hole diameters are .043 inch, large enough for almost any component, and all holes are plated-through. Positions for board isolation capacitors are provided near the power entry points. The board measures 4.5×4.0 inches. Price is $15.15 each.

Midgard Electronics, 175 California St., Newton MA 02158.

Vidiet-Stik

Vidiet-Stik, a light-pen compatible with virtually all mini/microcomputer systems, has recently been developed by Esmark, Inc., 507½ E. McKinley Hwy., Mishawaka IN 46544.

Vidiet-Stik (video integrated electronic tracking) can be used for: keyboard substitution with real-time redefinition of key positions; interactive games; educational drills for preschoolers; menu selection; joystick substitution; electronic music keyboard replacement. The package includes the assembled and tested pen, complete computer interface instructions, operating documentation, as well as checkout and game software listings.



TPC's Model 101 case.

Vidiet-Stik software is compatible with all 8080- and Z-80-based systems; it is easily adapted to all other mini and microcomputer systems. The pen's hardware interface requires only three electrical connections: +5 V, ground and a single TTL level signal to any parallel input port. The pen's control software is relocatable to any address and occupies less than 1K of contiguous memory. The Vidiet-Stik is available for $39.95 (plus $1.50 for postage and handling); allow 4-6 weeks for delivery.

Enclosures for Home-Built Microcomputers

Want to add the "professional" touch to your home-built computer? Now you can with the new line of enclosures for home-built microcomputers and terminals from Technical Products Co., PO Box 12983, Gainesville FL 32604.

Constructed of molded fiberglass, the case measures 20×18×8 inches and can support a video monitor or portable TV on top. The keyboard area (20×6 inches) can accommodate both a full-size keyboard and a hex-pad (not included with case).

The case is finished with textured polyester resin and is available in beige, white or black. Cutouts (not provided) are easily made with an ordinary saber saw. Cast-in brackets are provided for mounting to a base. The price of the case is $59.95. A matching fiberglass clamshell-type base (one inch deep) is available for $12.95. Matching expansion modules for peripheral devices will be available in the near future.

Two-Part Computer Music

"Americana Plus" music software is now available for use with the Model 6 and Model 68 Music Boards, Newtech's S-100 bus and SWTP-compatible Music Boards. "Americana Plus" contains more than a dozen precoded tunes, ready to load and run, including five American favorites arranged for two voices. Each voice can have a different sound quality, and two music boards can be used for stereo.

The MD-1NS disk for the North Stark Micro Disk system and the MD-1SW disk for the SWTP MiniFLEX Disk System (both $19.95) also feature "Jukebox," a user interactive BASIC program that permits easy selection of any tune. The MC-1SW cassette ($15.95) for the SWTP AC-30 interface contains the same tunes as the MD-1SW disk. An audio demo cassette with the above songs is also available. Model 6 and Model 68 Music Boards, assembled and tested, are available for $59.95.

Newtech Computer Systems, Inc., 230 Clinton Street, Brooklyn NY 11201.

Software from Software Industries

You can start and maintain your own mailing list with a general-purpose mailing label program from Software Industries, 902 Pinecrest, Richardson TX 75080. Mailing List operations include: Add, Delete, Search, Sorted List, Modify and Sequential Printout.

You have the option of a Remark Field up to 64 characters long for any additional information, which can then be used to sort or retrieve information. You can also set up and change default printing formats controlling the exact placement of up to five labels across a page, whether or not to print the Remark Field and the placement of the zip code.

The program is designed to be easily used without any prior knowledge of computers. Written in Disk BASIC for a PolyMorphic Systems 8810 or 8813, it comes complete on diskette or as a hard-copy list for $40.

Supersoft Software

Supersoft, PO Box 1628, Champaign IL 61820, introduces two new software packages for North Star Disk. These packs are part of Supersoft's line of 'LOAD AND GO' software.

The Investment Pack contains many programs covering the full range of investments, including options analysis, bond analysis, intrinsic value of stock (Molodovsky method), a complete portfolio management system, as well as a two part macro-analysis system. Several programs are disk interactive.

The Family Pack is Supersoft's answer to the gap between hobbyist software and the strictly business programs. The Family Pack is aimed at the home and is full of programs that range from family/home budget analysis to full-fledged mail and phone lists, as well as tutorials in math and spelling and a simple method of writing perfect letters.

The Investment Pack and Family Pack are $25 each.



Newtech's Model 68 Music Board.



SI's Mailing List program

COSMAC VIP

$249* gets the entire family into creating video games, graphics and control functions. For starters.

COSMAC VIP, the completely assembled, ready-to-operate RCA Video Interface Processor, opens up a whole new world of computer excitement. New challenges in graphics, games and control functions. Yet it's just $249.00.

Easy to buy. And easy to program, thanks to its unique, easy-to-use interpretive language. You get a complete how-to book including programs for 20 games: fun, challenging, and ready to load and record on your cassette.

Simple but powerful.

Built around an RCA COSMAC microprocessor, the VIP is a complete computer system that can grow with you. It has 2K of RAM, expandable on-board to 4K. Plus a ROM monitor, audio tone output to a built-in speaker, power supply, and 8-bit input and output ports for control of relays, sensors, or other peripherals.

Soon RCA will offer options for color graphics and 256 tone sound generation. An optional auxiliary keyboard will open up an exciting world of two-player games.

Take the first step now.

Check your local computer store or electronics distributor for the VIP. Or contact RCA VIP Marketing, New Holland Avenue, Lancaster, PA 17604. Phone (717) 291-5848.

*Suggested retail price. Does not include video monitor or cassette recorder.

The fun way into computers.

RCA

LEGAL/BUSINESS FORUM

Kenneth S. Widelitz
Attorney-at-Law

In the first Kilobaud *Legal/Business Forum I speculated on the possibility of federal regulation of microcomputers. In a very real sense, it is no longer speculation. Congress is now considering the enactment of a bill that would regulate the use of microcomputers with respect to automated telephone solicitation. Of course, the bill is not aimed specifically at microcomputers, but rather at the regulation of unsolicited telephone calls. But remember it is microprocessor technology that has raised the problem.*

Jon Roland of the Micro Mart, 1015 Navarro, San Antonio TX 78025, and I discussed this problem at a recent trade show. The following article was written by Jon and directly addresses the problems of computer-generated "junk phone calls."

An increasing volume of unsolicited telephone calls, sometimes made or assisted by small-computer systems, has resulted in a demand for federal regulation. This article will discuss the ways in which microcomputers may be used in this application, the legislation that has been proposed to regulate it and the possible impacts of such use and regulation.

Junk Phone Calls and Micros

Microcomputers are being used now to select or generate telephone numbers and to dial the calls. In some applications, a human solicitor does the talking and records the result. A computer may then be used to process the results of the calls and make appropriate reports. In a few cases, the call consists of a prerecorded announcement, which may invite the person being called to respond by calling back or by remaining on the line after the announcement is complete for a human solicitor to receive the response.

In the future, microcomputers might make possible the issuance of specific, personalized synthetic vocal announcements and the handling of responses by touch-tone or speech recognition, thus totally eliminating the human solicitor except perhaps for exceptional cases.

Telephone soliciting is cost-effective only for certain kinds of products, services and markets, and depends for its effectiveness on being able to obtain a call list of especially good prospects. An example of a common application is the sale of newspaper and magazine subscriptions to persons who have recently moved into the area. It is often more effective than direct mail or broadcast advertising because the caller is in a position to take an order at the moment, just after the announcement is delivered, when the prospect is most likely to respond favorably. This psychological factor, combined with more effective ways of obtaining good lists and the increasing cost of direct mail compared to telephone costs, has made telephone soliciting increasingly popular with merchandisers. The microcomputer makes possible the reduction of the last remaining major cost: the personnel.

Most persons don't mind an occasional unsolicited call, but as the method becomes more popular, the volume of calls has become a source of irritation to many people, especially those calls using a prerecorded announcement. The result has been increasing demands for regulation of the activity.

Garbage In—Garbage Out (Maybe)

The Telephone Privacy ("Junk Call") Act of 1978, S2193, by Wendell Anderson (D., MN) and Thomas J. McIntyre (D., NH), and HR9505 by Les Aspin (D., WI) constitute the legislation that is under consideration, at this writing, before the appropriate Senate and House committees. It would prohibit unsolicited calls to persons who indicate they don't wish to receive them.

Telephone companies would be required to furnish a current list of parties who do not wish to receive unsolicited calls. They would be prohibited from charging customers for being placed on the list. The penalty for making an unsolicited call to a number on the list would be $1000 or 30 days in jail. The FCC would provide specific regulations for implementing the statute. Most telephone systems in the United States would be covered.

Also under consideration is an Omnibus Communications Act of 1978, and it is likely that the Junk Call Act would be incorporated into the Omnibus Act before being sent to the floor of each house. Because of the long lead time between the writing of this article and its appearance in print, readers need to contact their representatives in Congress for the current status of the bill and it contents.

One difficulty with this proposed act as presently written is that it calls for the list to be of "names and numbers" rather than just numbers. This would require persons with nonpublished numbers who wished not to receive unsolicited calls to reveal their numbers to avoid them, since automatic dialing devices could be used to call nonpublished numbers, either by calling all numbers in sequence or by random number calling, as used for polling. If the bill provided for only a list of numbers, without names being revealed, and prohibited unsolicited calls to all nonpublished numbers, this difficulty might be avoided. An impact of this on telephone solicitation would be to effectively rule out calls to new listings not yet made available by the telephone company.

One way to implement such a list would have an asterisk placed beside the name of each party in the directory who wished not to receive unsolicited calls. A problem with this is that directories are usually published only once a year.

As this article is prepared, nothing in this proposed act or any other before Congress addresses the mechanism by which unsolicited calls might be made, and nothing has yet been seriously proposed to regulate the use of automatic dialing or calling devices as such. The number of such devices presently available or in use is still small, and they have not been found useful for sequential dialing of all numbers, both listed and unlisted, for most kinds of merchandising.

The only major use so far for automatic dialing that is not restricted to published numbers has been polling, for which numbers are selected at random. Such dialing could, of course, be restricted to published numbers if microcomputer systems were used to control it. At this time the feeling on Capitol Hill is that to try to regulate the equipment is a solution in search of a problem.

Another difficulty with the proposed act is the definition of "unsolicited." Most people might have what they think is fairly good idea of what kinds of calls they might find objectionable, but not all these ideas are the same, and few of them are easy to put into clear, unequivocal language. Does a person solicit a call if he circles a number on a reader service card in a trade publication? Could a guy wind up in jail for calling a girl for a date at her parents' home when the parents are on the list? Does a person who initiates an inquiry and reveals his telephone number implicitly solicit a telephone reply? This problem of definition is the main rock that may sink the proposed act.

Could the Act Affect the Micro Industry

Neither the problem nor the proposed regulation to solve it is likely to have an adverse impact on the microcomputer industry. On the contrary, it offers an enormous opportunity. Microcomputers are not yet extensively used for telephone soliciting or polling. Most automatic dialing devices are not microcomputer-controlled at this time. Any regulation of unsolicited calls would create a severe need for microcomputers by telephone soliciting operations, most of which are not yet aware of microcomputers or sufficiently sophisticated to make use of them. If the proposed act is passed, they will become almost essential to any such operation. They will be required to reliably check numbers against the list of prohibited numbers to insure that calls to those numbers are not placed.

The proposed act, however, is not a satisfactory solution to the problem of privacy. It is likely to create more problems than it would solve. Many on Capitol Hill understand this, and passage of the bill, as written, during this session is doubtful.

How It Might Work

The real solution to the problem is to make use of microcomputer technology to make available to telephone customers a low-cost terminal (what other people call "receivers") that could screen calls. This would be facilitated by having the number of the originating terminal or the name or access code of the caller transmitted to the receiving terminal, which could screen the call by reference to a lookup table and decide whether to accept or reject the call. This could easily be done now for local calls by use of a microcomputer device attached to an ordinary telephone receiver.

The answering device would announce to the caller that for the call to be put through, he would have to supply the appropriate access code, by dialing or touch-tone, and if the proper code were given, the telephone would ring (or forward the call or take a message). This would not work for long-distance calls if long-distance charges were to be avoided for rejected calls, but the reciever might not care about saving the money of nonaccepted callers.

Present telephone tariffs and court decisions make it easy to implement such a device for use by telephone customers, and if the cost can be made low enough, it is likely that there might be a great many customers for such an addition to telephones, especially if combined with other useful features.

Unfortunately, at this point it would be expensive to convert the telephone system to the automatic transmission of the number of the originating terminal and an access code to the receiving terminal, but this is clearly a feature that needs to be incorporated in the future. Legislation might be needed to encourage this and other needed improvements in the telephone network to make it ready for the coming generation of multipurpose terminals that will replace the telephone receiver and most office machines, as well as provide stand-alone computing power to everyone.

Another needed improvement in the telephone system is conversion to pulse-code modulation, and the transmission of all signals digitally. Analog transmission is wasteful of channel capacity. Low-cost PCM communication service would make feasible such needed amenities as electronic mail and electronic funds transfer, and lower the cost of terminal equipment. The use of real-time trapdoor coding would provide every person with reliable, private, secure communications of every kind and usher in a new age of communication, information processing and societal management. Wiretapping, even by the telephone company, would be a thing of the past, except to monitor signal quality and prepare bills, since the coding would be under the control of the customer-owned terminal.

A Look to the Future

At this time, the need to make an orderly transition from the present system of voice terminals to high-bandwidth multipurpose terminals is not well understood on Capitol Hill or adequately anticipated in the presently proposed Omnibus Communications Act or related legislation that would impact on this subject. There is a need for those of us who can anticipate the needs to make constructive inputs to the legislative process.

Some things need to be said about the legislative process at this point in our history. It is being said on Capitol Hill that "it's not as much fun up here anymore." The Voice of the People is becoming increasingly strident, demanding, uncompromising, discourteous and nonconstructive.

More than ever before, our elected officials are facing problems that are not well understood by anyone and for which there are no easy solutions that anyone can readily agree on. People are making demands that are impossible and not understanding why those demands aren't being met instantly. What we need now is less heat and more light. The readers of this magazine, as a group, tend to be more patient and positive in their dealing with complex problems, but need to do more to help solve the problems of the world.

THE BASIC FORUM

John Arnold/Dick Whipple

Judging from the response we are getting to our programming problems, readers are anxious to put their computers into action. This is especially gratifying because it indicates that there are still people out there who like to charge their mental "batteries" by solving challenging problems. We plan to keep up a steady flow of new problems so long as you stay interested. By the way, if you know of a programming problem that would be appropriate, send it along and we will try to use it in a future column.

Before presenting the results of the April problem, we have a few letters to put before the Forum. We are occasionally called on to defend the use of BASIC, especially by beginning programmers. (See the April column, for instance.)

Not Just for Beginners

Apparently in the eyes of one reader we have not been strong enough when stating our position. Viron E. Payne, 200 Juniper Ave., Merritt FL 32952, writes:

"Now just wait one minute. You guys did a fine job in the April issue of defending BASIC from the standpoint of the beginner, but that is really condemning by faint praise. You let pass D. A. Harrod's remark that he uses a FORTRAN with a Double Complex Hyperbolic Tangent function without bothering to ask just who needs such a function. I am a semi-retired electronic engineer, and I have never needed one. I also spent my time programming in an engineering environment for several years, and now do varied types of programming.

"I started programming on an IBM 602A Electromechanical Calculating Card Punch, plugboard-programmed yet . . . then to a 607 electronic machine (would you believe vacuum tubes), also plugboard-programmed. During this time I programmed on an IBM 650 in a symbolic language called SOAP (Symbolic Optimum Assembly Program). Next came FORTRAN programming on the IBM 7000 series, followed by a few years' programming an IBM 1620 in a symbolic language, SPS, in FORTRAN and in machine language. I also used a FORTRAN dialect called FORCOM.

"A few years out of programming, I started using a time-sharing system having two Honeywell 6000 (old GE 635) processors hooked together and operating as one big computer. It had FORTRAN, BASIC, COBOL and a few other languages available. When I got on the system I received handbooks on the various languages. That was my first look at BASIC. After looking it over, despite my former experience with FORTRAN, I saw that I could program anything I would ever need to do in BASIC, and do it much more quickly, so I made the switch. I did write a few programs in the time-sharing version of FORTRAN IV, but these only served to convince me more that BASIC was the language to use.

"After two years on this system I purchased an Altair 8800A in kit form and let my 16-year old son assemble it for me. I got 4K of memory and 4K BASIC and played with it long enough to convince me that I had a real computer, not a toy, and then got 24K more of memory and both 8K and 12K BASIC, all Altair Version 3.2, paper tape. I used the ASR-33 TTY I had used on Fulton Data Systems' time-sharing system. I am pleased with what I have and would not put FORTRAN in my machine if someone gave it to me. My programs do not use that DCHT function, but neither are they trivial.

"Much of my computer's time is spent predicting the future course of the stock market. To do this I make a Fourier analysis of the past price action to determine the cycles present in the data and then project these into the future. Each point in a prediction involves the sum of 30 or more trigonometric functions, and the delay between printing lines is only about two seconds. If the TTY had a one line buffer there would be no delay at all. I also do a lot of word handling, including large alphabetic sorts. Using my own improvement of the Shell sort algorithm, these run

fairly rapidly.

"I can usually sit down and write a new program and have it running before I would be able to write the FORMAT, EQUIVALENCE and COMMON statements of a FORTRAN program. I must have hard copy from formed letters, not a matrix, as my output must be used as offset masters after being reduced half size. Therefore, I am stuck with the TTY and am usually I/O bound. Increased speed would help me little, if at all.

"Incidentally, the Altair BASIC is far more powerful than that on the time-sharing system. Of course, the system had a wonderful operating system and unlimited disk storage, which was nice, but their BASIC was positively primitive compared to Altair's. I use the 8K BASIC almost exclusively to conserve memory space, and find it far better than that on Fulton Data Systems. I have also compared it to various microprocessor BASICs and found it superior.

"For example, North Star BASIC would be unusable in my word-processing work. Its subscripted string table capability is a farce. I must have multidimensional string table capability without wasting memory by filling in short strings with blanks to the length of the longest strings. The built-in Mini-Max function is of great help in automatically selecting the proper scale values for plots of future stock-market movements. Truly, the software *is* the computer, and Altair BASIC makes a fine computer.

"This has been a long letter, but I hope it has convinced you boys that BASIC is not just for beginners—if you have a good BASIC. I recently read that a large time-sharing system has been set up in Japan, used jointly by three of the largest universities. The primary language on the system is an expanded BASIC. I have an idea that much of the opposition to BASIC comes from programmers who are afraid that BASIC will make programmers so common that their livelihood will be in danger. Now let's see you defend BASIC for what it really is: a very good programming language, simple enough for beginners to play with, but capable enough, in the hands of an expert, to do anything any of the other languages will do."

BASIC—Here to Stay

Mr. Payne is certainly a satisfied BASIC user. He represents the group who somehow wind up using (and liking) BASIC after years of working with other languages. There are others, however, who "cut their teeth" on BASIC and then move on to more exotic languages. A member of this latter group is Joseph D. Shapiro, 1654 Feuereisen Ave., Bohemia NY 11716. Consider these comments of a "former" BASIC user.

"First, I learned programming in BASIC on a DEC PDP-10, but if my colleagues caught me writing a BASIC program now, I might find myself institutionalized.

"I want to take this opportunity to make a few statements about BASIC.

"Second, for bad programmers, BASIC provides an excellent medium for writing kludges; this is probably the root of the dim outlook most professionals have for BASIC. But more important, BASIC provides a medium for bad programmers to become good programmers, and good programmers to write a good code. Furthermore, it is publications like *Kilobaud*, and columns like yours, that give beginners the incentive to try new, challenging problems, leading to better techniques. Keep up the good work."

We think the arguments for and against BASIC will rage for years to come. In our opinion, the wide acceptance of BASIC among micro-users has made most of the haggling back and forth rather academic anyway. BASIC is here to stay.

Special Function Keys Needed

We recently had occasion to use a Wang minicomputer and one of the new IBM 5110s. One of the features of these systems (and some other commercial units) is a set of special function keys on the keyboard. Generally, these keys can be programmed to link directly to a BASIC subroutine resident in memory. When a key is struck, branching occurs to the subroutine where a special processing task is performed. The keys can even be used while sitting in an INPUT statement of another program. Thus, you can make special calculations while entering data. Bob Lurie, 8 Twigley Rd., Morristown NJ 07960, has missed this feature on the current crop of micros. He writes:

"Does there exist a BASIC interpreter or compiler that permits the user to *conveniently* do scratchpad calculations prior to INPUTting a number during the execution of a program, or that permits entering a numeric expression (i.e., 3*SQR(2)) rather than just a number? Even the simplest of the now widely available programmable calculators gives the user access to a so-called scratchpad, and one of my most serious gripes about all of the BASICs I've seen is that they lack this—to my way of thinking—elementary and essential capability. It just doesn't seem right that one should require a pocket calculator at his side when sitting down in front of a $2000 computer!

"The enclosed BASIC utility program (Program 1) for scratchpad (direct-mode) access was written in Processor Technology's new extended BASIC (almost 16K long, and 15 months overdue, but still without extended precision or string arrays!). In the program I am writing, I no longer use the INPUT command at all for numeric variables (except as it appears in the subroutine in lines 1000-1120). All calls for user input now follow the format of line 40.

"Pretty cumbersome, eh! There ought to be a better way."

Perhaps some of our readers can come up with an implementation of special function keys. Send your suggestions to The BASIC Forum.

```
  10 REM...SCRATCHPAD UTILITY SUBROUTINE FOR PTCO EXTENDED BASIC
  20 REM...EXAMPLE
  30 DIM A$(16),R$(14)
  40 LET A$="ENTER V2(1):  ":GOSUB 1000:LET V2(1)=A
  50 PRINT   V2(1)=";V2(1)
  60 END
1000 REM...THE SUBROUTINE
1010 PRINT A$;:INPUT"",R$:REM...""SURPRESSES ?
1020 REM...HIT CARRIAGE RETURN FOR ACCESS TO SCRATCHPAD:
1030 IF LEN(R$)=0 THEN 1080
1040 REM...CHECK FOR NUMERIC INPUT:   (NOT FOOLPROOF)
1050 LET A=ASC(R$)
1060 IF A=43 OR A=45 OR A=46 OR (A>47 AND A<58) THEN LET A=VAL(R$):RETURN
1070 GOTO 1010
1080 STOP:REM...NOW IN DIRECT MODE
1090 REM...TO RESUME PROGRAM EXECUTION TYPE (1) "A=XXXXXXXX" CR
1100 REM...(2) "CONT" CR
1110 REM...(XXXXXXXX MAY BE A NUMBER OR A NUMERIC EXPRESSION)
1120 RETURN
RUN

ENTER V2(1): -.125
   V2(1)=-.125

READY
RUN

ENTER V2(1):
STOP IN LINE 1080
PRINT 47/.91
 51.648351

A=47/.91
CONT
   V2(1)= 51.648351

READY
RUN

ENTER V2(1):

STOP IN LINE 1080

A=SQR(2)
CONT
   V2(1)=1.4142136

READY
```

Program 1.

Contest Results

Now, the results of the April contest. We received more than 50 entries. Most were well documented and only three were totally incorrect. The problem as stated was to write a BASIC program that will: (1) accept any list of integer numbers of three digits or less (maximum of 100 numbers); then (2) print the entire list as entered; then (3) reprint all elements of the list that appear only once.

First, let us make some general comments.

1. Although we limited the problem to a maximum of 100 numbers, we did expect the program to be general and not written specifically for the 26 values in the sample run.

2. While data entry could be via an INPUT or READ-DATA statements, we expected the full list to be printed *after* data entry was complete. This served to verify that correct numbers were placed in the list.

3. In (3) above, there was a slight ambiguity. We quote from a letter by Dave Leestma:

"In (1) you refer to integer *numbers* of three digits or less, but in (3) you ask to reprint all *elements* of the list. If *numbers* is the requirement, then leading zeros or embedded blanks will be ignored in determining a dupli-

```
10 REM KILOBAUD PROBLEM: APRIL 1978
15 REM AUTHORS: NANCY SCHWARTZ AND CAROL ASCOLILLO
20 DIM N(100)
30 FOR J=1 TO 100
40 READ N(J)
50 IF N(J)=9999 THEN 75
60 PRINT N(J);
70 NEXT J
75 PRINT
76 PRINT
80 FOR K=1 TO J-1
100 FOR L=1 TO J-1
110 IF K=L THEN 140
120 IF N(K)=N(L) THEN 160
140 NEXT L
150 PRINT N(K);
160 NEXT K
900 DATA 6,-10,15,7,7,7,6,-8,7,2,150,-6,13,12,12,5,-5
910 DATA 19,18,19,18,19,105,421,31,5,9999
999 END
RUN

6 -10 15 7 7 7 6 -8 7 2 150 -6 13 12 12 5 -5 19 18 19
18 19 105 421 31 5

-10 15 -8 2 150 -6 13 -5 105 421 31
```

Program 2.

```
10 REM KILOBAUD PROBLEM: APRIL 1978
15 REM AUTHORS: NANCY SCHWARTZ AND CAROL ASCOLILLO
20 DIM N(100)
30 GOSUB 200
40 GOSUB 300
50 GOTO 999
200 REM SUBROUTINE #1:READ AND PRINT DATA LIST
210 FOR J=1 TO 100
220 READ N(J)
230 IF N(J)=9999 THEN 260
240 PRINT N(J);
250 NEXT J
260 PRINT
270 PRINT
280 RETURN
300 REM SUBROUTINE #2:PRINT NON-DUPLICATED NUMBERS
310 FOR K=1 TO J-1
320 FOR L=1 TO J-1
330 IF K=L THEN 350
340 IF N(K)=N(L) THEN 370
350 NEXT L
360 PRINT N(K);
370 NEXT K
380 RETURN
900 DATA 6,-10,15,7,7,7,6,-8,7,2,150,-6,13,12,12,5,-5
910 DATA 19,18,19,18,19,105,421,31,5,9999
999 END
```

Program 3.

cate. If *elements* is the requirement then items must be character-by-character identical in order to be duplicates."

Good point, Dave. We meant numbers in both (1) and (3). If elements were correct, it would suggest the use of strings to store the data. Some entries (including Dave's) used this technique. See Bob Lurie's letter below.

4. We were not specific enough concerning how entrants should give the size of their programs. Several stated their program's size in bytes of memory, which is fine, but most did not. In the future, we ask that program size be specified in bytes (8 bit) and include memory used for variable and string storage.

These points made, let's look at a few solutions. The first is no doubt the simplest and most concise. It was submitted jointly by Nancy Schwartz, 16 Morse Circle, Northboro MA 01532, and Carol Ascolillo, 14 Morse Circle, Northboro MA 01532.

"Enclosed are two solutions to the problem presented in the April 1978 issue of *Kilobaud*. These were developed on a 12K Altair 8800 utilizing Mits 8K BASIC. The solution is presented in two different forms: (1) direct approach using nested "For To Loops" (Program 2); (2) structured programming (Program 3). We hope this will satisfy your publication needs."

All elements of array N are compared to all other elements of the same array. The PRINT statement is skipped if a duplicate is found (other than an element compared with itself). Note there is some wasted effort in that each pair of elements is compared twice. Execution time could be improved, but memory efficiency is quite good.

Many entries were quite elaborate, both in algorithm and documentation. Kenneth Graham's, 182 Briarwood Dr. East, Berkeley Heights NJ 07922, was a representative example.

"Attached is a solution (Program 4) to your 'Casting Out Duplicates' problem. It was run on The Service Bureau Company's CALL/370 time-sharing system.

"I have two comments on the instructions: (1) They do not say that the entire list cannot be printed out before further processing, hence I assumed it was merely a formality to verify the list as entered. (2) They do not say that the items that appear only once must be printed in the order in which they appear in the original list entered.

"Thus I used a simple method based on the basic logic of an exchange sort. However, instead of testing for greater than or less than, the program only sorts equal items into adjacent positions at the top. If there is no exchange necessary, the ith item must be unique. By swapping the matching items, all remaining items in the list are potential candidates for being unique elements. If the items were printed in the order they appeared in the original list, the program could

(continued on page 25)

```
100 DIM L(99)
110 N=1
120 INPUT L(N)
130 IF ABS(L(N))>999 THEN 160   !INTEGER OF MORE THAN 3 DIGITS ENDS LIST
140 N=N+1
150 IF N<100 THEN 120           !LIMIT TO FEWER THAN 100 ITEMS
160 N=N-1                       !N IS NUMBER OF ITEMS
170 PRINT"LIST:";
180 FOR I=1 TO N                !ENTIRE LIST PRINTED FIRST
190 PRINT L(I);
200 NEXT I
210 PRINT
220 PRINT"ONLY ONCE:";
230 I=0
240 I=I+1                       !FIRST POINTER IS ITEM TO CHECK FOR MATCH
250 T=9999                      !DUMMY ITEM
260 IF I>N THEN 390
270 J=I                         !SCAN LIST BELOW FIRST POINTER
280 J=J+1
290 IF J>N THEN 360             !END OF LIST?
300 IF L(J)<>L(I) THEN 280      !IF ITEMS DO NOT MATCH KEEP SCANNING
310 T=L(J)                      !PUT MATCHING ITEMS TOGETHER AT TOP
320 L(J)=L(I+1)
330 L(I+1)=T
340 I=I+1                       !MOVE FIRST POINTER DOWN ONE
350 GOTO 280                    !KEEP SCANNING TO GET ALL MATCHES
360 IF T<>9999 THEN 240         !DID WE SWAP ANY ITEMS
370 PRINT L(I);                 !IF NOT,PRINT ITEM APPEARING ONCE
380 GOTO 240                    !CONTINUE THROUGH LIST
390 END
RUN
?6,-10,15,7,7,7,6,-8,7,2,150,-6,13
?12,12,5,-5,19,18,19,18,19,105,421,31,5
?9999

LIST 6 -10 15 7 7 7 6 -8 7 2 150 -6 13 12 12 5 -5 19 18 19 18 19 105
421 31 5

ONLY ONCE: 15 -8 -10 2 150 -6 13 105 4 21 31 -5
```

Program 4.

```
 10 REM...>=2=0...REV A
 20 REM...A PROGRAM THAT CASTS OUT ELEMENTS THAT ARE DUPLICATED
 30 REM...(USES MINIMUM MEMORY-RUNS FAST)
 40 REM...REF: BASIC FORUM  KILOBAUD 4/78
 50 REM...BY: ROBERT J. LURIE  MORRISTOWN, NJ
 60 REM...PTCO EXTENDED CASSETTE BASIC VER A
 70 REM
 80 DIM A$(501),E$(24)
 90 LET S$=CHR(160):REM...THE CHANGE..HOW CLEVER!
100 LET A$=S$
110 INPUT E$
120 IF LEN(E$)<>0 THEN LET A$=A$+E$+S$:GOTO 110
130 PRINT:PRINT A$:PRINT
140 REM
150 REM...HERE'S THE ROUTINE
160 REM
170 LET P=1
180 IF P=LEN(A$) THEN PRINT A$:END
190 SEARCH S$,A$(P+2),P1
200 LET P1=P+P1+1
210 LET E$=A$(P,P1)
220 SEARCH E$,A$(P1),P2
230 IF P2=0 THEN LET P=P1:GOTO 180
240 SEARCH E$,A$(P),P2
250 IF P2=0 THEN 180
260 LET P2=P2+P-1
270 IF P2+LEN(E$)>LEN(A$) THEN LET A$=A$(1,P2):GOTO 240
280 LET A$=A$(1,P2)+A$(P2+LEN(E$)):GOTO 240
RUN

?SUGAR
?AND
?SPICE
?AND
?EVERYTHING
?NICE
?

\SUGAR\AND\SPICE\AND\EVERYTHING\NICE\

\SUGAR\SPICE\EVERYTHING\NICE\

READY
```

Program 5.

BOOKS

Computer Design Development —Principal Papers
Ed. by Earl E. Swartzlander, Jr.
Hayden Book Company, Inc.
Rochelle Park NJ, 1976, $13.95

Nowadays it is hard to imagine anyone getting excited over the prospects of building an "electronic computing instrument" featuring 4000 words of storage, one accumulator, one "shift register" and fewer than 32 instructions. And yet these are the basic specifications for the first real electronic digital computer, as proposed in a June 1946 paper by Burks, Goldstine and von Neumann.

Earl Swartzlander has performed a valuable service for all of us by collecting this and 18 other papers of great significance in the history of the digital computer into a single reference book. He describes his book as a "textbook," but it is also both valuable and interesting reading for everyone from computer hobbyists to computer-science students. The collected papers range from the first description of the flip-flop (Eccles & Jordan, 1919) to the design of the cache memory for the IBM 360 (Liptay, 1968). Papers included in the book cover hardware design, pure mathematics and the mathematics of digital machines.

Just casually browsing through this collection will reveal how old some of our "new" ideas really are. That high-speed wonder of the second half of the 70s, the bit-slice processor, is described in a 1951 paper by M. V. Wilkes. We are also amused by some of the early terms: "storage organ" for main memory, and "order tank" for instruction register. It is also amazing to realize just how far we have come in 25 years, from the time when a proposed memory access time of 50 microseconds produced the comment: "It does not seem possible physically to achieve such a capacity." Or from the time when that 4000 word memory is described as being *ten times* the capacity needed to solve "most problems."

Computer Design Development will probably be required reading for computer-science students, but it is also a gold mine of amazement and amusement for the amateur and/or hobbyist.

Ken Barbier
Borrego Springs CA

Microcomputer Problem Solving Using PASCAL
Kenneth L. Bowles
Springer-Verlag
New York, 1977, $9.80

Dr. Bowles' *PASCAL* is a textbook used in courses taught at the University of California, San Diego. As such, it contains a lot of material specific to UCSD's version of the language, and a lot of material specific to the terminals used on the campus. You might well ask, then, of what value is it to anyone not attending those courses or having access to those terminals.

Speaking for myself, I shelled out the decabuck required in order to evaluate the capabilities of PASCAL, as it is now available for 8080/Z-80 based microcomputers, and my system is almost big enough to accommodate this higher-level language. I had been assuming that the next move up for my system would be from BASIC to FORTRAN IV, which is also now available for micros.

I had previously investigated PL/M and rejected it for reasons I can only describe as "emotional." I simply don't *like* PL/M, regardless of it's capabilities. In order to touch all the bases, I acquired the PASCAL book to see if there is a slight possibility that the language has any future in microcomputing. And does it ever!

This book is more than just a textbook covering UCSD PASCAL. It is worth its price as an introduction to programming, usable even without access to a computer—or as a guide to program structuring. As I used it, the book is a useful tool in evaluating the new language. It also constitutes a source book for ideas to incorporate into a graphics package (not confined to PASCAL).

Any user of a micro or a mini, programming in any language from assembler up, will find much of value in this book. The danger involved in reading it is that the chances are great that the reader will become hooked on PASCAL—which is what one would expect, since it is a new language designed to overcome the weak points of its predecessors. But it is in the presentation of the various topics that the danger really lies.

The reader is led so skillfully into the statements of the problems, the analysis of the programs to solve them and the discussions of other possible methods that the book takes on the flavor of a good mystery story. The reader is led into each topic in such an intriguing manner that he becomes personally involved and can't put the book down until he finds out how it all comes out!

What does come out in the end is the realization that PASCAL, helped along by the skillful presentation in this text, will probably become *the* small-systems language in the near future. Computerists whose only joy is in number crunching will undoubtedly scream out that *no* other language can replace APL. And they are right, for their uses. But for the rest of us, who do accounting, controlling, text editing or what-have-you, Ken Bowles presents a convincing argument that PASCAL is the language we *must* implement on our little machines.

Ken Barbier
Borrego Springs CA

A History of π (Pi), 3rd Ed.
Petr Beckmann
St. Martin's Press, New York
Paperback, 200 pages, $4.95

"The history of pi is a quaint little mirror of the history of man. It is the story of men like Archimedes of Syracuse, whose method of calculating pi defied substantial improvement for 1900 years; and it is also the story of a Cleveland businessman who published a book in 1931 announcing the grand discovery that pi was exactly equal to 256/81. . . ." Thus starts what can only be called a wry and offbeat book.

Petr Beckmann is a firm believer in the need for an understanding of science and mathematics and uses his examination of the history of pi to reveal the foibles of man—pointing out where he can because of his perspective that whenever there has been ignorance and mysticism there has been tyranny over the ignorant and mystified.

The order of the book is, naturally enough, chronological: The Dawn of Man, The Early Greeks, Archimedes of Syracuse, Dusk, Night, Awakening, Newton, Euler. Perhaps the most interesting chapter is the one on Euler, whom Beckmann, with some justification, considers the greatest mathematician who ever lived. One example given is the problem that had baffled mathematicians for centuries: What is the sum of the infinite series

$1/1^2+1/2^2+1/3^2+1/4^2+\ldots$?

As formidable a mathematician as Leibniz failed to sum it, along with Jacques Bernoulli who could only prove that it did converge to something. Not only did Euler find the solution—shown by Beckmann—but it turned out to be $\pi^2/6$, thus giving a formula for the calculation of pi as fallout!

The later chapters deal with the sad attempts to square the circle, and the digit-hunters who (thanks to Euler's many formulas) calculated pi by hand to more decimal places. Surprisingly, pi had been calculated (correctly!) to 500 places by Richter in 1855.

All of the interesting little goodies about pi you've only heard about come next: the proofs of the irrationality and transcendence of pi, formulas for computation, Buffon's Problem (computing pi with a matchstick and a grid of lines) and a nearly successful attempt by the Indiana State Legislature in 1897 to introduce "a bill for an act introducing a new mathematical truth and offered as a contribution to education."

This amounted to some stupendous goofs in plane geometry by a Mr. Edwin J. Goodman, M.D., who deduced among other things (and kindly offered his findings to the state) that $\pi = 16/\sqrt{3}$, which is about 9.2. Fortunately, a Purdue mathematics professor found out about the bill and coached the legislators. The bill was dropped. From this presumably stem the unconfirmed myths that a state legislature once tried to define $\pi = 3.0$.

The final chapter outlines (too briefly) the history of digital computer computations of pi, which

(continued on page 25)

TROUBLE-SHOOTERS' CORNER

Ralph Wells

How do you troubleshoot a "dead" system? Sooner or later it happens to all of us—the system dies. What to do? In the last few columns we've used this question to explore some fundamentals of troubleshooting, and last month we looked at *substitution* as a means of defining the problem. This month we'll wrap up the basics by going into the theory of *tracing* trouble.

The basic principles of *synergistic synectics, boxing* your problem, *binary search* and *wall moving* are still prerequisites for any type of debugging. Defining the problem is usually the tough part, and fixing it is the easy part.

Think of It as a Brainteaser

Tracing a problem is usually slower than substitution and often requires more equipment and expertise. Though often the choice of the professional who has both, tracing certainly isn't limited to use by the "experts."

If you have a knack for brainteasers, puzzles and problem-solving in general, then tracing will probably be not only effective for you, it will also be fun. It certainly yields a heartwarming sense of accomplishment when the challenge has been met. Some people I know revel in such challenges. Anyone who can "psych" himself into looking at his bugs (including a dead system) as brainteasers will not only find success more quickly but also learn more in the process.

If you'll look back over your own experience, you'll probably find that you learned more from your problem-solving experiences than you did from books or teachers! Of course, it's a lot easier to think of it as a game if you're working on a friend's problem and it's not your own system that just bombed out.

Tracer Bullets in Your Ammunition

A microcomputer works much faster than a machine-gun bullet—both work invisibly. If you want to see where a machine gun is aimed, you substitute a tracer bullet every so often. This tracer may not be much of a bullet, but it shows you where the action is—dramatically. The same principle applies to your computer: Substitute something to make the invisible visible.

This basic principle applies to both software and hardware problems. Both can be solved more easily if you have special equipment; however ingenuity and "stick-to-itiveness" can usually compensate for equipment deficiencies.

Moving Walls

Last month I went into the principle of boxing in your problem with walls and then moving the walls together to get a clear definition of what is really wrong. When tracing is combined with expertise or just good common sense, it can usually solve baffling problems faster than the substitution methods discussed last month. Both methods can move the walls, and a good troubleshooter has both bullets in his breech. As with substitution, tracing should be used to set up walls or divide lines between elements of the system that are known to be good and those that are bad or are questionable.

Take It from the Top

The most common way to approach something is to start at the beginning; we've been doing it since childhood. This method has its merits, but the fastest way to find out if the butler did it is to read the last chapter first. Looking at the answers in the back of the book may be unethical, but it solves arithmetic problems, and the principles involved are the basis for tracing techniques that are not only ethical but potent (more on these later).

If we choose the take-it-from-the-top approach to computer problem-solving, then we will start at the beginning of the program (if it's a software problem) or at the input of power or signal (if it's hardware). Let's take the soft side first. After the program is loaded, then hitting RUN or GO will set the program going at the first statement like a conductor's downbeat. It will then proceed as it's "written" until something goes awry.

Our job is to find out where and why it goes awry. You often have clues that tell you some elements of the program are working, so you can set up some walls of the box before you even start. The next object is to close in your walls on the problem in as few steps as possible, using the "game plans" and binary search discussed last month.

An obvious method would be to find some point about halfway through the program and install some indicator, such as a STOP, END, SOFTWARE INTERRUPT, PRINT or JUMP TO ALARM routine. If it didn't get that far before it bombed, then divide the problem in two and set your traps at one-fourth of the way through your program, then at one-eighth and so on, until you find something that works.

A Software Trace

The top-down approach is usually best implemented by using a TRACE program if it's available. A TRACE program allows you to run your program the same way you wrote it—step by step. It usually works directly from machine language, decoding each instruction and displaying it as it is executed. In its higher forms it displays not only the mnemonic op codes, data and address values, but also the contents of the primary registers, and status codes (decoded), the ASCII equivalents of the accumulator and the addresses of branches and jumps.

A really good TRACE will allow easy modification of all registers and memory contents. It will also indicate how many subroutines "deep" you are into the program and give you the option of single-stepping through a subroutine or allowing it to run normally. It should also allow you to start at any point in the program and to run at normal (or near normal) operating speeds until it reaches a predetermined point at which it reverts to single-step.

If you intend to do much assembly-language programming, then you should try to get a trace for your system. I've been using Ed Smith's DISASSEMBLER/TRACE for 6800 development and the built-in monitor trace on my Apple for the 6502. Once you've used a good TRACE program you get spoiled, and it's so hard to do without it that I don't think I'd try doing a long program for any system that couldn't be traced.

One Step at a Time

My first personal computer (Altair 8800) had a rudimentary TRACE function by virtue of its single-step capability and the LEDs on the front panel. It was expanded somewhat by the Imsai 8080 and KIM that followed, but it was still only a single-step function with limited readouts. It was not until I obtained the second version of Smith's TRACE program for my Sphere (from Programma Associates) that this technique for debugging became virtually indispensable.

TRACE isn't anything new—the COBOL used in our big Burroughs 3500 has had a TRACE function for years; however not many personal computerists can afford it.

Disassemble a Bug

If you've been working with a BASIC interpreter, you've probably had no need to investigate the TRACE or its first cousin, the DISASSEMBLER. As soon as you graduate into machine language you'll feel the need—acutely. All TRACE programs have to include most of the functions of a DISASSEMBLER, so it's common practice to throw in this valuable feature in the same package.

As you would expect from its name, the disassembler reverses the process of the assembler that converted the mnemonics of an assembly language into the almost unintelligible (for humans) binary code (object code) used by your computer. A good disassembler will calculate the relative addresses and give you the absolute address. It goes straight through your program and gives you a listing (assuming that you have a CRT or printer) that should correspond very closely to your original program.

Comparing this disassembled listing with your assembly-language program will show up bugs due to errors made in the original coding, as well as assembler errors, save/load errors and hardware errors. The most common

bugs a disassembler reveals in my programs are the syntax errors I make in encoding, in particular, my tendency to mix up absolute values and page 1 addresses, especially in the extended indexing modes of the 6502.

Using a disassembler is similar to proofreading a script. It shows up your *unintentional* errors, but if you didn't know how to spell a word in the first place, it won't call it to your attention. If you have a synergistic relationship with a friend who is also writing for a similar system, then he can often detect your boo-boos from a disassembler check, just as my proofreader picks up my split infinitives in these columns. I make so many errors in my first draft of a program that a disassembly of it will almost always show some of them up. It's a fast check, and unless you have a lot of warranted confidence in your programming skills, it can probably save you a lot of debugging time.

Blazing a Trail

When our forefathers ventured into the unknown wilderness they left their marks behind on trees and rocks to mark their trail. Today the unknowns are different, but the principles behind marking a trail are just as valid. I've already mentioned the use of PRINT statements. "Sprinkling" a BASIC program with PRINTs is one of the easiest ways of marking a microsecond trail that's taken a fatal turn in less than the blink of an eye. Even a PRINT sometimes takes too long, but storing the data in a safe area in memory can still solve the problem.

If you're working in machine language, then tracing a program is more difficult. Most of the older high-level languages (such as COBOL), which are intended to run on big computers, have some sort of trace facility that gives you a printout of the path your program has taken. It means wading through yards of printouts, and you have to do a lot of recompiles—but it works.

Theoretically, you can do the same thing with a micro, so I tried it. It works, but I can't recommend it . . . maybe if you're working with a high-speed assembler and disk, but not for the usual "home" system and not for me; not yet anyway.

Divide and Conquer

There are times when none of the methods I've mentioned are really effective. At these times you should consider "unbundling." There is an old parable which states that even though you may not have the strength to break a bundle of sticks, you can unbundle it and break one stick at a time. This is the technique I use when developing the software for large systems: Tackle one segment at a time, debug it, then take on the one adjacent to it. For shorter programs the top-down (first-things-first) approach determines the order of segments considered, but for the long ones, the most difficult segment is usually tackled first.

When the tough bugs are solved, the remaining problems in the program are usually rather well defined so that debugging by segments becomes the fastest way to success. The dividing lines between segments become the natural points to set up "wall movers" in the final debugging phase.

To the Rear—March

The normal flow for both hardware and software is to start from an input and proceed to an output—the "from-the-top" approach. I've described several methods of using the normal inputs and setting up temporary outputs to trace the trouble. This is the *natural* way we've always solved problems, but it's not always the best.

What if we reverse the procedure—start from the rear and work forward? It works! Employing this method, we use the designated outputs as designed and put in "test" inputs using the same principles of wall moving that we used for the top-down approach. The difference is that we start running our program in the middle and see if it comes out as expected. If not, we keep moving our START-RUN point closer to the output until it does come out.

This method is often very difficult to use because the data acquired during the bypassed input routines has to be "dummied up" into the proper registers and memory locations. This is where a good disassembler really helps when debugging object code. All of the registers can be readily altered on a step-by-step basis, to get things started.

If you're using BASIC, it may be necessary to use temporary routines and subroutines to be sure that every variable is correctly defined. If the problem is occurring in the middle of the program, then it's usually best to use both the end-in and top-down methods in order to box it in. It's very much like digging a tunnel under a river from both sides at once—when they meet in the middle, the job's done.

Hardware Tracing

If a system is dead, then the problem is usually hardware. Troubleshooting it with tracing techniques is fundamentally the same as the software techniques we've been discussing. The *principles are the same* but instead of using PRINT, END, STOP, SWI, etc., as temporary software output devices (indicators), we use oscilloscopes, pulse probes, DVMs, state analyzers, etc., to see the results at various points along the way. When working from the output into the program, we use waveform generators, oscillators, pulse generators, pulse injectors, software pulse train routines, etc., instead of the RUN-starting-at-line-#xxx that we used for software debugging.

Equipment/Knowledge Trade-off

In an earlier column (*Kilobaud* No. 20, August 1978), I had a lot to say about the reciprocal relationship between knowledge and test equipment. The more knowledge, intelligence and experience you have (or your friends have), the less test equipment is required, and vice versa. Of course, the bug will be found faster if there is plenty of both, but there seldom is! A good field serviceman for, say, a Tektronics terminal, can fix the terminal in less time than can a college professor, and with fewer tools.

Tools of the Trade

Signal tracing is an ancient art, probably as old as the field of electrical engineering itself. The optical galvanometer became the volt-Ohm-milliammeter and then the digital voltmeter. The ac voltmeter was augmented by the oscilloscope, the storage "scope" and the spectrum analyzer. Digital electronics and the microcomputer have spawned a new breed of test instruments. The pulse probes, for instance, can tell whether any probed point in the computer is on, off, high-impedance, high with negative pulses, low with positive pulses or single pulses (as short as 10 nanoseconds), all for less than $50.

Sign In, Please

In the future, we will probably see more signature analyzers in common use. This device does for the microcomputer what the digital voltmeter does for the television serviceman. By putting a known test signal into the computer, the signature analyzer can generate a (nearly) unique single-byte signature for key test points throughout the computer. If this corresponds with the value obtained from a schematic or a trustworthy circuit, then the troubleshooter moves on to the next point or uses the binary search principle outlined for debugging software.

At the present time, these devices cost as much as a small computer (too expensive for me), but as the cost of servicing micros goes up and the field of signature analyzers becomes more competitive, they may become *the* way to service the mass-produced micros of tomorrow.

Physician, Heal Thyself

Another new hardware troubleshooting trend of the future is to use the computer to diagnose itself! The best example is the ROM-based diagnostic capability designed into my PET. It even has an LED indicator built in. The problem is that Commodore won't tell me (or even some of their dealers) what's in it or how to use it, so I have to service it myself, the hard way. A real pain! Personal animosity aside, it is a commendable pioneering step in the field of troubleshooting.

Another current example of self-analysis is the Electronic Systems serial output board I use in the Apple II. The baud rate is controlled by a pot setting of a 555 (oscillator). As a Teletype driver it was a miserable failure because most Teletypes won't work reliably with only 5 volts driving the 20 mA loop (Teletype Corp. recommends at least 25 V and standard communication practice uses 40 V to 60 V). We had to redesign it to drive the Teletype with the +12 V and −12 V supplies.

Then came a pleasant surprise. A software frequency-setting program that worked like a dream was included. You entered the desired baud rate and your CRT became a digital frequency meter! It displayed the 555 adjustment both digitally and graphically. You could see it all happen as you tweaked the pot, and when you

had it optimized it set off a graphic celebration of victory! Seeing it do its thing can't help but make you wonder how far away we are from being able to dump in a cassette, load a disk or plug in a ROM and have the computer run a complete set of diagnostics on itself.

My TRS-80 has the rudiments of such a test in its appendix (my first one flunked it and was exchanged). As service data is compiled, more effective diagnostic programs can be written, but this can only be done by an aggressive manufacturer. With the current sellers' market there is little incentive, but the potential is there, and it could revolutionize the whole field of microcomputer troubleshooting.

If you can teach BASIC on an Apple II using software and *no* printed material, why not some interactive diagnostics? Of course, the fallacy occurs when the system is really dead, but with some printed material and a friend (or cooperative computer store personnel) with a similar machine, I find it hard to imagine any common fault that couldn't be traced and diagnosed without requiring an experienced troubleshooter and an expensive test lab. In fact, as the systems become more complex, this could become the *only* practical method of servicing tomorrow's mass-produced systems!

A Retrace

To sum up the discussion on tracing trouble, I'd like to leave you with the following thoughts.

- Hardware and software problems are debugged using the same basic principles—only the means for indicating a temporary output or originating an input are different.
- Follow a logical game plan for moving walls to box in your bug.
- Treat your problem like a brainteaser puzzle—there's no substitute for common sense.
- Approach your problem from both ends of the tunnel.
- Don't be afraid to try troubleshooting your own computer. Even if you fail occasionally, you'll have learned to think a little better, and that's probably one of the reasons you bought it in the first place.
- Your most powerful problem-solving asset is *synergistic synectics*—make a lot of friends!
- Divide and conquer.

It Seemed Like a Good Idea—at the Time

When this column was started in the July 1978 issue of *Kilobaud*, the editor and I both felt that there was a need "out there" for a sort of "Dear Abby" column on troubleshooting. We set up some guidelines and proceeded to fill up the two-month delay between writing and publication with some of the fundamentals of debugging the hardware and software problems of microcomputers. By that time we expected to be deluged with problems sent in by the 100,000 or so *Kilobaud* readers. It didn't happen.

This will probably be the last Troubleshooters' Corner column. If special situations occur (as in the case of the *EDN* article on troubleshooting the Apple II) or if there is some newsworthy development in this area, *Kilobaud* will keep you informed through articles on the subject. If you have some specific subject that you believe merits a feature article, write Wayne Green at *Kilobaud* about it. I am only one of several authors he could assign to fill a need.

Or better yet, if you have a solution that can really benefit others, write about it and send it in! I've found that trying to help others has been fun; you will, too. I have been preparing several feature articles on other subjects involving my 16 microcomputers, which may be appearing in *Kilobaud*—I hope you'll find them interesting.

KB CLUB CALENDAR

Steve Fuller

Panama City FL

The Panama City Computer Society (PCCS) was one of the first organizations listed in the Club Calendar when we started nearly a year ago. Secretary Steve Vickers wrote this month to say that membership has now grown to 44, and the group was planning a computer fair featuring 15 systems during the last week in September.

Meetings are held on the second Monday of each month at the Springfield Library, Springfield FL. Details on the club are available from Steve by writing to PCCS, PO Box 6079, Panama City FL 32901.

Microcomputer Investors Association

A sampling of articles in the latest issue of *The Microcomputer Invester* includes "Commodities—Are They Really Worth Analyzing," "Randomness and Predictability of Stock Market Prices" and "Measuring Your Stock's IQ." Six of the journal's ten articles include computer programs that implement their authors' applications.

The Association's annual dues are $30, and each member must submit one article per year for publication. For a membership application, send an SASE to Jack Williams, The Microcomputer Investors Association, 2415 Ansdel Ct., Reston VA 22091.

Got a Poly Hyphen?

Here's a newsletter for Poly 88 owners who have chosen to use another manufacturer's disk system. Thom Hogan announces the formation of the Poly-Hyphen-Disk Users Group (PhD.UG) to provide disk interface and software assistance.

The sum of $5 will get you ten newsletters featuring reviews of various disk drives and how to hook them up to your Poly, plus software information and help with system bugs.

Write PhD.UG, 719 Anna Lee Lane, Bloomington IL 47401.

Birmingham AL

The current slate of officers of the Birmingham Microprocessor Group lists Tom Bowen as president. Others include William Fleet, vice-president; Jeff Lyons, secretary-treasurer; and Joe Callaway, editor of the group's monthly publication, "Printout." The club meets on the fourth Sunday of each month (except November and December) at 2 PM.

Annual membership dues are $6 per family, and visitors are welcome at meetings. If you'd like to contribute articles or programs to "Printout", or would like more information on the club's activities, write BMG, PO Box 8072, Birmingham AL 35218.

AIM 65 Users Group

Rockwell's computer-on-a-board, AIM 65, will be the subject of a bimonthly newsletter to begin in January. Articles are being solicited, and subscriptions are available for $5 from Target, c/o Donald Clem, RR#2, Spencerville OH 45887.

Cleveland OH

The Cleveland Digital Group meets on the third Sunday of each month a 2 PM. For information on the Group's activities write to club secretary Louisa Jartz, CDG, 8700 Harvard Ave., Cleveland OH 44105.

Nobody's Perfect

For all the frustrated KIM-1 folk who have been trying to reach Jim Zuber, maybe his *correct* address and phone number will help! If you'd like to participate in his new San Fernando Valley area KIM-1 User's Group, write Jim Zuber, 20224 Cohasset #16, Canoga Park CA, or call him at (213) 341-1610.

This column is available for you to report on your club's activities such as regular meeting schedules, special events or programs, swap meets or any endeavor that will be of interest to your fellow hobbyists. If your announcement contains timely information, please send it at least two months prior to the date or dates mentioned in the announcement.

Kilobaud Club Calendar
c/o Steve Fuller
334 Sterling St. Unit A-3
West Boylston MA 01583

LETTERS

The Water's Fine

This is rather belated response to the April 1978 Publisher's Remarks—"Go off the Deep End," but I want to thank Wayne Green for his excellent advice in that column then.

As a result, I first narrowed my immediate computer choices to a KIM-1 or a Heath ET-3400 and studied the architecture and instruction sets of the 6800 and the 6502. Both are comfortable with hexadecimal data entry.

Then I investigated the external expansion possibilities and discovered companies that could provide such. I finally opted for the ET-3400 complete with Heath's Microcomputer Course. (I can usually learn more, faster, by assembling a kit than by circuit-tracing an assembled product.) Besides, the ET-3400 is aesthetically more pleasing to the eye than the KIM-1.

Now that I'm halfway through the course and approaching the breadboarding expansion of memory and I/O interfaces, I am less confused and more interested and understand the basics better than over a year's worth of reading various articles and books was able to provide.

The point is that I would still be reading, becoming more confused and waiting for the next state-of-the-art advancement had I not heeded Wayne's advice to "start small and get wet." Thanks, Wayne!

John R. Dye
Olympia WA

Well Integrated Company

I order integrated circuits and other circuit components quite often from your advertisers. In most all cases, I have been very satisfied with each company. One thing that always annoys me is additional charges. Usually, there's a minimum order charge, postage, handling and insurance. Then, if I call the order in, there's the cost of the phone call. Occasionally, the price of the order has doubled by this time.

One of your advertisers, however, eliminates these extra charges. I'd like to commend the service I get from Integrated Circuits Unlimited in San Diego CA. Their prices are very competitive and I've never received a bad component. They have no minimum order charge and not only pay postage and handling, but also pay for the telephone call with their toll-free number.

Shipping is fast. I called in an order on August 2 and today, August 4, received the order! They also honor several charge cards, which is another convenience. I highly recommend the company.

D. Keith Henson WB4BYH
Knoxville TN

Choo-Choo Change

The optical sensor of the article "Two Hobbies: Model Railroading and Computing" (July 1978, p. 26) can be greatly improved by replacing the binary-coded wheel with one that is Gray coded. The problem with a binary-coded wheel is that a change in position is associated with several bits changing states. This can result in gross positioning errors when a dividing line bisects a photocell.

The Gray code was devised for precisely this problem. It has the property that each transistor is associated with a single bit changing states. An example of a Gray-coded wheel is shown in the accompanying figure. An excellent tutorial of the Gray code is in the Mathematical Games column of *Scientific American*, August 1972.

The problem with the Gray code is that is must be converted to binary. The following algorithms perform the conversion.

Let $b_n, b_{n-1}, \ldots b_1$ be the bits in an n-bit number.

Binary to Gray code algorithm:
for i: = 2 *to* n *do*
if $b_i = 1$ *then* $b_{i-1} := > b_{i-1}$;

Gray to binary code algorithm:
for i: = n *down to* n *do*
if $b_i = 1$ *then* $b_{i-1} := > b_{i-1}$;

These algorithms can be implemented in simple loops consisting of a test sign, an exclusive OR and a circular shift. Anyone should be able to realize them in less than 10 instructions each.

Stuart W. Rowland
Mayfield Hts OH

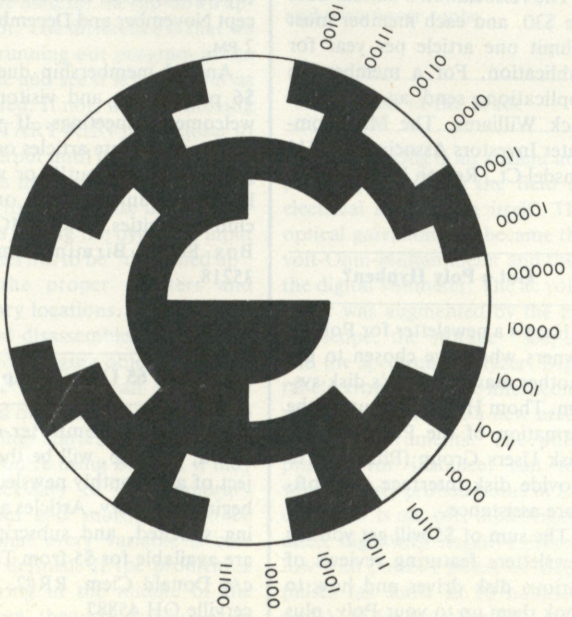

A DIM Statement

Beware of recently manufactured Radio Shack TRS-80 systems. We received a sample last week with an apparent defect in the video monitor. If you run the sample programs on page 109 of the Level 1 user's manual you can check your system.

On three separate systems we've checked in the Boston area, all have a significant horizontal wavering in the display when the pixels are all lighted (i.e., when the program is completed). Also, there is a noticeable change in brightness as the display fills line after line.

Take it back before your warranty expires.

Robert Bonner
Brighton MA

An Enlightening Reply

Some slight wavering in video screens is not uncommon, but becomes apparent when the TRS-80's graphics capability is used to "white out" the entire screen. A severe skewing to the right after about half of the screen is painted indicates that a resistor in the monitor should be replaced. Radio Shack will be most happy to effect this repair for anyone experiencing this condition. Mr. Bonner should return his monitors to his local Radio Shack store for repair through our nearest Repair Center.

Dimming of the display when the screen is painted totally white is normal with our monitor, and quite common on monitors we have tested that are manufactured by other companies for microcomputer use. If Mr. Bonner feels the dimming on his is unusual, he should ask that it be checked by the Repair Center also.

I feel certain that if Mr. Bonner will give our repair organization the opportunity to correct his complaint, he will be more than satisfied with the results and the short repair time involved.

Ed Juge
Computer Products Manager
Radio Shack

For This Reader The '80's the One

It is most annoying to read letters to the editor like the one from Dave Caulkins in the September issue (p. 19). Similar letters disparaging the TRS-80 have appeared in other publications. Actually, in my opinion the TRS-80 is a best buy. Not the best computer around, and not for everyone; but for the large number of hobbyists and others who want the kinds of capabilities the TRS-80 has, it provides the most quality and capability for the money. I don't think the competition is even close.

First a word about those critical letters and, in some cases, review articles on the TRS-80. Maybe Radio Shack should have held up introduction of their machine until the Level 2 chip was available, since most of the

THERE'S A NEW ADDITION TO THE HAZELTINE FAMILY...AND

SYNCHRO-SOUND'S GOT IT!

THE ALL-NEW
HIGH-PERFORMANCE LOW COST

HAZELTINE 1400 VIDEO TERMINAL

All 128 ASCII Codes • 64 Displayable Characters • High Resolution 5 X 7 Dot Matrix • Cursor Addressing and Sensing EIA Interface • Rates up to 9600 Baud • Self Test

$27.51 per month*
$799.00 complete

HAZELTINE 1500 VIDEO TERMINAL

- Reverse video
- 24 X 80 display
- Programmable brightness levels
- RS232 and current loop...and much more

$39.57 per month*
$1149.00 complete
995.00 kit

HAZELTINE MODULAR 1 EDIT INTELLIGENT TERMINAL

- 1920 character display
- 8 different video levels
- Full editing capability
- Removable keyboard ...and much more

$57.14 per month*
$1659.00 complete

*36 month lease
Maintenance additional
OEM pricing available

SYNCHRO-SOUND ENTERPRISES, INC.

The Computer People
193-25 Jamaica Avenue, Jamaica, New York 11423 Dept. HK
212/468-7067 TWX 710-582-5886
West Coast: 5810 Commerce Blvd.
Rohnert Park, CA. 94928 • 707/544-2865

Hours 9-4 Daily and Saturday
BankAmericard Master Charge

Visit our new showroom
Working units on display

criticism relates to limitations of Level 1 BASIC that do not exist with Level 2 (e.g., low recorder baud rate, lack of keyboard roll-over and limited string handling).

Level 1 is not bad when compared with other systems in its price range. In fact, it is quite good and can serve many needs quite adequately. What makes even Level 1 a best buy, however, is that it can be upgraded to Level 2 for only $99. When this is done, about $500 in value is added since, at least in my opinion, about $400 must be added to the cost of a Level 2 TRS-80 to purchase a system of equal quality and capability from another manufacturer.

My Level 2 TRS-80 with 16K RAM cost $789. For that sum I have: (1) Z-80 CPU. (2) Video interface featuring 16 lines of 64 characters (software changeable to 32 double-width characters per line for special effects), graphics and automatic scrolling. (3) 500-baud cassette interface with file name recognition and verify. (4) Microsoft-written extended (12K) BASIC in ROM that is the equivalent of top-of-the-line BASICs from other manufacturers. (5) 16K of RAM (about 15¼K is user available; the rest is used by the BASIC and for general housekeeping). (6) Standard size and configuration keyboard.

To my knowledge none of the popular systems, kit or assembled, with the possible exception of PET, can match or exceed these capabilities for $1200, let alone the under-$800 cost of my TRS-80. When price-comparing with another system that requires loading extended BASIC from tape, be sure to add the additional cost of 12K more RAM (for a total of at least 27K user available) in addition to the extra cost, if any, of the BASIC.

The PET might make the $1200 price reference with comparable capabilities, but in my opinion it does not match the Level 2 TRS-80 at the same price. For $795 the PET buyer gets a good (8K) BASIC in ROM, but not as good as Level 2; only 8K of RAM and a nonstandard keyboard that even PET owners dislike. However, a monitor and cassette are integrated into the one-piece unit and included in the cost. These are extra-cost items with the TRS-80 (included in the "system" cost, but the TRS-80 can be purchased without them). So a potential buyer must pay his money and take his choice when deliberating between these two systems. For my money, I chose what I consider to be the better basic (and BASIC) machine and purchased the recorder and a very good surplus monitor separately at a cost considerably lower than if purchased from RS.

Concerning quality of the TRS-80, I can only say my system has operated flawlessly. Recorder problems, common to most systems and the most frequently read complaint about the TRS-80, have been minimal and traceable either to operator error or some "bargain" surplus tape I purchased.

The best-buy status of the TRS-80 can only be improved as manufacturers of peripheral equipment respond to the large potential market of TRS-80 owners. *Kilobaud* and others are predicting that soon, if not already, there will be more TRS-80s than all other makes combined.

A parting word for Dave Caulkins. I do agree with the last sentence of his letter, although my interpretation is undoubtedly different from his. Indeed the PET and TRS-80 are not of equivalent quality.

Hal Brown
King of Prussia PA

TV or not TV

In the September 1978 issue (p. 18) Dr. Meyersfield inquired about hooking a standard TV to a TRS-80 system. This is the same approach that I took, since the output is a standard video signal. I first attempted to use an rf modulator, but had limited success with it due to limited bandwidth.

Next, with the help of a Sams Photofact schematic of my set, I tried a direct tie-in to the first video amplifier and achieved a readable picture. However, the characters still ran together somewhat, so I extended the bandwidth a little by removing the sound IF traps. The final change gave a display almost the quality of the TRS-80 monitor. The bandwidth required for the TRS-80's 64-character line is more than most unmodified sets can handle.

Sets not to use for conversion are color and small (diagonal of nine inches or less) screen b&w models. Also beware of the shock hazard involved in using sets with a line-connected chassis. I found Don Lancaster's *TV Typewriter Cookbook* (stocked by Radio Shack) very helpful with the process.

Robert A. Lacy
Schenectady NY

I read with interest Dr. Meyersfield's letter in the September 1978 issue of *Kilobaud* because I also saw no sense in paying an additional $200 for a CRT monitor. (I bought the Level 1 4K machine only.) However, I was shocked when I read the editors' reply. You said parenthetically, "The Radio Shack has an opto-isolator built in so more than a simple TV modulator is required."

What, then, is a Pixie-Verter? I am successfully using an unmodified Pixier-Verter and 12-inch b&w TV. The setup works great. Naturally, it is not as good as direct video, but for the 16 lines of 64 characters and 48×128 graphics, it is sufficient. If there is something special about a Pixie-Verter, I would like to know about it.

I have subscribed since Vol. I, No. 1, and, except for this matter, have been satisfied with your magazine.

Jerry Owen
Hopewell VA 23860

Marketable?

I am writing to inquire whether you feel there is a market for a computing service I am considering offering: the production of high-quality output copy, suitable for offset printing, from Tarbell coded audio tapes or minifloppy disks. This idea has come to me after observing the unsuitability of most small-computer output devices for preparation of copy for printing. The quality, for example, of programs reproduced in journals is terrible.

I see two potential classes of users for this service: publications (newsletters and magazines) that use word-processing systems for preparation of their text; software publishers, who need to print programs that would be impractical to retype.

Because the input would be supplied by the customer, the cost would be lower than regular typesetting services, and the accuracy, particulary in reproducing programs or object code, would be improved.

I currently own the typesetting equipment and am working on the interface between it and a microprocessor, and hope to have it up and running by September.

Daniel Eisenberg
1507 Sharon Rd.
Tallahassee FL 32303

Getting good copy on program listings has been a bear in the past. We've tried setting 'em in type, but there seems to be almost no way to get such a job done without errors . . . or at least a large waste of time. We've been working toward a solution to this for Kilobaud *(and Instant Software) via a couple of the Micro Term Selectric II systems. We have these presently connected to the TRS-80 and PET systems and hope to have them I/O with most of the other* Kilobaud *lab systems soon. As far as providing a service is concerned, you are up against the same problem we are with cassettes: a wide variety of formats. I think you'll find that not more than 10 percent of the systems can yet use a Tarbell format, so you'll either have to get more formats covered or else limit your business to that group. I tried to stop this proliferation of formats when I organized the Kansas City meeting back in 1975.—Wayne.*

National Computer Tournament for the Prisoner's Dilemma

Looking for a challenging project for your strategic instincts and your programming skills? This computer tournament may be for you. There is no charge to enter.

The tournament is based on a game called the Prisoner's Dilemma. In the Prisoner's Dilemma there are two players. Unlike most games, such as chess, the two players are not in total conflict. In fact, both can do well or both can do poorly.

Here is how the tournament works. The game will be played for an average of 200 moves, and in each move, each player can choose either to cooperate or to defect. If both cooperate, both do well. But if one defects while the other cooperates, the defecting player gets his highest payoff, and the cooperating player player gets taken for a sucker and gets his lowest payoff. The catch is that if both defect, both do poorly.

The precise payoffs in the tournament for a given move are 3 points each if both cooperate; 5 points to a player who defects while the other cooperates, with 0 points to the sucker; and 1 point each if both defect. The score of a player in a single game is his or her total over all the moves.

To win the tournament you have to get the highest total score summed over all the games you play. Therefore your object is to get a good score in each separate

game, but *not necessarily* to get a better score than the player with whom you are currently playing.

To join the computer tournament, you submit a program written in BASIC or FORTRAN IV which will be a decision rule for the selection of the cooperative or the defecting choice at each move. The decision rule may be based on the history of the game so far. For example, a simple and effective decision rule is tit for tat: cooperate on the first move, and then do exactly what the other player did on the previous move.

Quite sophisticated decision rules can be written in as little as 25 lines. This tournament is part of a research project to understand the nature of skillful performance in a two-sided environment that is partially cooperative and partially competitive.

Each person who completes an entry will receive a report describing the results of the tournament. The winner will receive a handsome engraved trophy.

To get further details on the tournament, write to Professor Robert Axelrod, Institute of Public Studies, University of Michigan, 506 E. Liberty St., Ann Arbor MI 48104.

Info Needed

I recently purchased a used Singer model 4325 helical line printer. It uses an HSP-30 printer. The unit seems to be in good shape, but I am in need of any information I can get as to the electronics portion of the unit. Any information would be very much appreciated. Keep up the good work on a great magazine.

Eugene Tetzlaff
305 Poplar St.
Onalaska WI 54650

On the Mark

It's a tribute to your magazine that people get upset if they don't receive it on time since it's always timely and absorbing! The photocoverage of the Faire (June, July 1978) was wonderful . . . not too many pictures at all . . . almost as much fun as being there.

So far your editorial mix has been right on the mark; don't change a line of it.

Ted Wolff
New York NY

BOOKS

(from page 18)

as of 1973 had seen no betterment of the 1967 computation by a CDC 6600 to 500,000 places in 28 hours.

If you don't mind a little bit of political commentary on mankind's inhumanity and foolishness (the remarks are not unjustified), you'll find *A History of Pi* a fascinating history of mathematics, famous and infamous men . . . and plenty of good anecdotes. The book is very readable. It is better if you know a little algebra and plane geometry and better still if you have had a smattering of trig and calculus. Nevertheless, this is a fascinating story by an author who has done his homework and uses his pen both as a sword and a torch.

John Martellaro
New Mexico
State University

THE BASIC FORUM

(from page 17)

easily be modified to replace the exchange with a shift that moves the matching item to the top and shifts all remaining items down one position.

"Keep up the good work."

Sort techniques like the one Kenneth used are more elegant and less "brute force" but not necessarily better from a memory time standpoint. Bob Lurie submitted a string version that compares elements charater-by-character as you will soon see.

"You were right about this being a deceptively simple problem. I spent hours before I worked out all the bugs! I find that judicious use of commands such as PRINT "LINE XX X P=";P can be very helpful in following program flow and tracing the position of the pointers. These statements can all be eliminated later.

"The title I have given to the program (Program 5) is intended to suggest that it is a member of a general family of programs. I intend to incorporate a routine >= 2=1 in a larger program I am now writing.

"I enjoy your column very much. Computing is what computers are all about. I hope that when APL becomes more generally available—I'm studying it now—you'll expand your column to include it."

Finally, two additional points of interest. Ronald Anderson, 3540 Sturbridge Ct., Ann Arbor MI 48105, sent us an interesting solution. He solved the problem two ways using 6800 machine language and BASIC. The results shown in Table 1 clearly indicate that we pay for ease of programming in BASIC with memory inefficiency and greatly increased execution time. Everett Rubel, S.R. 90574, Fairbanks AK 99701, sent us a *one* line solution—written in APL! We couldn't help but be impressed.

The large number of entries precluded our giving details of all, but we have provided in Table 2 a list of the entrants' names. We are sorry more could not be printed.

A New Problem

This month's programming problem is a favorite. It is a real classic that literally predates computers by centuries. We know it as Josephus' Problem. For background on the problem we turn to Maurice Kraitchik in his Dover book *Mathematical Recreations.*

According to legend, the famous Jewish historian Josephus saved his own life by a carefully conceived strategem. After the Romans had captured Jotapat, Josephus and 40 other Jews took refuge in a cave. His companions were resolved to die rather than fall into the hands of their conquerors. Josephus and and one friend, not wishing to die yet not daring to openly dissent, feigned to agree. Josephus even proposed an arrangement by which the deaths might take place in an orderly manner. The men were to arrange themselves in a circle; then every third man was to be killed until but one was left, and he had to commit suicide. Josephus placed himself and his friend that they alone survived, then escaped.

Develop a BASIC program that can be used to determine the elimination order for the general case of Josephus' Problem (i.e., set up for the elimination of each mth person in a circle of n persons. Use the data given above as a test. For n=41 and m=3, Josephus and his friend should occupy places 16 and 31. Be sure to include (1) name of computer and BASIC, (2) execution time (exclude printout) and (3) total bytes of memory used. Send correspondence to:

The BASIC Forum
PO Box 7082
Tyler TX 75711.

Method	Bytes Used	Run Time	Programming Time
6800 machine code	900	few .1's second	10 hours
SWTP BASIC	≈10,000 (including BASIC)	43 seconds	1/2 hour

Table 1. Ronald Anderson's solution to "Casting Out Duplicates."

1. Ronald Anderson
2. Sandy Aubin
3. Richard M. Bash/Helmut Zinn (from Germany)
4. Craig Bradley
5. Kenneth Busch
6. Ross Cooling
7. Courtney Ellis
8. Clive Frazier
9. David Garson
10. Gary Gaugler
11. Ken Graham
12. Peter Granzeau
13. Rodney V. Hamilton
14. Morton Harwood
15. Bob Healey
16. Joe Holliday
17. Ralph Iden
18. Knute Johnson
19. Ann C. Johnston
20. John Jordan
21. Tony Kalar
22. Joe Kopsho
23. Daniel Kott
24. Richard Lambke
25. P. LaPlante
26. Dave Leestma
27. Robert E. Lehman
28. Rand Lewis
29. Robert Luckey
30. Bob Lurie
31. John W. McGaw
32. Alan McIlhenny
33. Robert A. McIvor
34. Greg Maggs
35. Theodor Mahler
36. Jim Martens
37. Joseph W. Mintzer
38. Norton C. Richardson
39. Brian Riley
40. Everett Rubel
41. Joseph Schaffner
42. Marv E. Schwanbeck
43. Nancy Schwartz/Carol Ascolillo
44. Buck Selby
45. Joseph Shapiro
46. Paul A. Sisul
47. Robert R. Urschel
48. George O. Wright
49. Su-Ming Wu

Table 2. "Casting Out Duplicates" entrants.

David Koh, M.D.
Dept. of Cardiology RG-20
University of Washington
Seattle WA 98195

Raster Scan Graphics for the 6800

(Part 1: The Hardware)

Is there any end to the modifications—and additional capabilities— that can be added to the TV Typewriter II? Probably not. To show you what we mean—here's a real eye-opener.

Shortly after building my SWTP 6800 system I set about adding graphics capability to it. My choices at the time were analog vector graphics or bit-mapped raster scan graphics. I had seen several 6800 vector systems in operation and was impressed by the results. I was also impressed by the amount of processor overhead needed to maintain the display and the difficulty in displaying solid white areas. In addition, I did not own a large-screen vector display device. I did have a high-quality TV monitor, however, that I used with a CT-1024 TVT-II as my terminal.

For these reasons I chose to implement raster scan graphics. The following describes how a high-quality graphics system can be built around the SWTP 6800 and TVT-II.

There were several requirements I had in mind when developing this graphics system.

1. *High density.* I wanted single dots, not squares or blocks, and enough density to display curves in a reasonable manner. This design uses 256 horizontal dots, which, I feel, is a minimum for serious graphics work.

2. *Static display.* I wanted the system to have its own memory so it would display whatever was stored there, regardless of what the MPU was doing. The MPU would be free to perform its own tasks without having to constantly refresh the display.

3. *Fast update.* I was interested in animation and wanted to be able to change the picture as rapidly as possible. This dictated a shared memory approach in which the MPU could read or write graphics RAM directly through the system bus. Transmission of data through a serial or even parallel I/O port would not be fast enough.

4. *Memory conservation.* This would be a side benefit of memory sharing. The graphics RAM looks like any other RAM to the processor and could be used as such to store programs or data when graphics was not being used.

5. *Straightforward design.* I wanted neither hard-to-find parts nor critical adjustments in the circuit.

6. *Ease of construction.*

7. *Low cost.*

I looked at what was available on the market. Then, as now, there simply were no commercially available high-density graphics boards for the Southwest bus. The GT-6144 was just too coarse for my needs. The only alternative was to build my own.

I saw a promising-looking graphics system design published by Thomas Buschbach in late 1976. The only catch was that it was designed for a Digital Group 8080 system and Digital Group video interface. Even though my microprocessor chip, processor board, system bus and video system were all different, I decided to see if I could duplicate the results.

What has evolved over the months is a virtually redesigned circuit that has finally satisfied my requirements. Designing, and especially debugging, it has been a tremendous educational experience for me. I present this article with the hope that some of the many SWTP 6800/TVT-II owners will try their hand at it and discover the exciting world of graphics.

The circuit is sufficiently complex that I do not recommend it as a beginner's first project. Anyone who has built a few IC projects from scratch should have little trouble with it. Since no critical adjustments or alignment are needed, it should work the first time if constructed properly. As in all large digital circuits, though, Murphy's Law dictates that at least one wiring error will be made. An understanding of how your computer and terminal work, an oscilloscope and common sense should see you through, however.

Design Considerations

I decided to use signals from the TVT-II to supply the timing for my graphics system. This has several advantages: It reduces cost and complexity and takes advantage of the phase lock loop of the TVT-II's timing chain. This synchronizes the vertical and horizontal sweep to multiples of the power-line frequency. The result is a rock-steady display free of the wavering that commonly occurs with crystal-controlled clocks when the power-line frequency is slightly off. Using TVT-II timing also allows simultaneous display of graphics and alphanumerics on the same monitor.

Centering the graphics picture is also done by the TVT-II. The dot counter reset and line counter increment pulse is provided by a signal I call $\overline{\text{LOCKOUT}}$. Not only does it provide the proper one-per-line pulse, but it also locks out the dot clock until the TVT-II left margin set monostable times out. This means the same adjustments for TVT-II margin and line lengths will also set those for graphics.

There was one catch to using the TVT-II dot clock. Each character in the TVT-II occupies a 7 x 10 matrix. Horizontally, there are five character dots and two

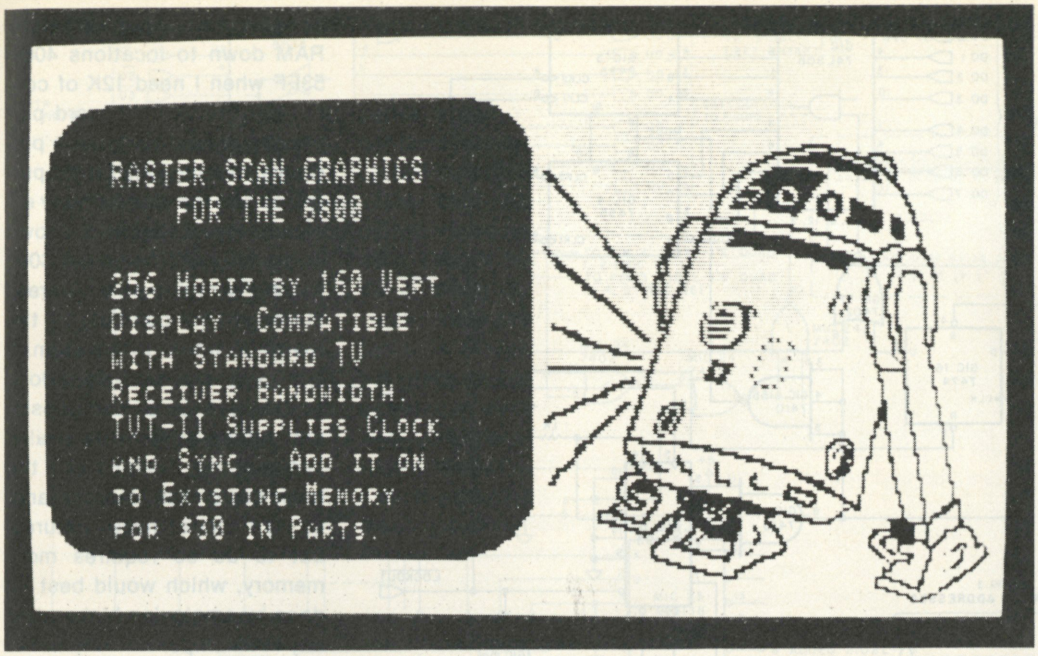

blank "undots" for spacing; vertically, there are seven character lines and three blank lines for spacing. Since there are 16 lines of 32 characters, that means there are 224 by 160 dots available. No matter how you configure the graphics RAM you end up wasting bits trying to match this format. 224 is also an awkward number to deal with when you're writing machine-language graphics software.

The solution was to modify the TVT-II format from five dots and two undots across to five dots and three undots across per character. The change in circuitry amounted to moving one IC pin from +5 to ground. The new TVT-II format is virtually indistinguishable from the old one and in no way affects normal terminal operation. The result is a 256 x 160 dot matrix that requires 5124 bytes, exactly 5K, to support.

My graphics RAM consists of a modified Southwest 4K memory board. This approach eliminated the chore of wiring up some 40 1K RAM chips plus support chips from scratch. In addition, half of the necessary buffers are already on this board. Turning the 4K board into a 5K board proved to be a simple matter accomplished by piggybacking eight additional 2102L1 RAM chips. The remainder of the circuitry is on a small auxiliary board.

For the purpose of the following discussion we can think of the graphics board as a rudimentary processor. Its sole function is to cycle through 5K of memory converting parallel data into a serial stream for the video modulator. Since there is another processor on the bus, namely the 6800, capable of accessing the same block of memory, there must be a way to settle simultaneous access conflicts. This system gives precedence to the MPU.

The RAM chip address and data lines are isolated from the main system bus and are normally driven by graphics circuitry. When a valid address appears on the system bus that the graphics board recognizes as being in its range, then it is allowed to pass through to the RAM address lines. At the same time, the graphics on-board address generators are disconnected, effectively giving control of RAM to the MPU.

If this is a read operation, then true data will become available after the access time of the memory passes. At the appropriate instant, the data are strobed onto the system bus to be read into the MPU. For a write operation the address lines are set up by the MPU, data are applied to the RAM chips and the system write pulse is allowed to reach the RAM chips. At all other times, we must keep each processor oblivious of what the other is doing. In particular, we must make sure that the RAM chips will never put any data on the system bus unless the MPU requests them to.

Similarly, the system write pulse must never reach the RAM chips unless the MPU has control of their address lines. Isolation is provided by Tri-state buffers that are enabled and disabled by on-board address decode and control logic circuitry. It turns out that we can leave the RAM Data In lines always enabled since write operations will occur only during MPU accesses.

The write pulse requires special handling. The address applied to the RAM chips must remain stable immediately before, during and after the write pulse occurs. There must not be any overlap or we will write into memory locations other than what we expected. Remember that our control logic has to decode the system bus address first before allowing it to pass onto the RAM chips. Because of this delay the address and write pulse reach the RAM chips simultaneously.

Trying to correct this was by far the most difficult task in designing this circuit. Simply delaying the write pulse with a few TTL gates in series resulted in trailing edge overlap. Using a one-shot multivibrator to generate the write pulse worked but required critical RC filtering to prevent false triggering on noise.

I tried using a circuit similar to the Motorola 2 phase non-overlapping clock driver in the 6800 data manual. This seemed to work for a while until I tried running long memory diagnostics. It seems that repeated write cycles will warm up the 2102L1 memory chips by drawing more current in this mode. This lengthens certain access times internal to the chip and alters the write pulse requirements. There was no telling how many TTL gates I'd have to string together to get the right delays.

In the end the best solution turned out to be the easiest. I simply gated the write pulse with a Phase 2 clock, which never overlaps an address. Even though the resulting write pulse is narrower by a factor of two, it has caused no problems and should not, unless very slow memory is used.

The subject of sparkle comes up whenever you deal with DMA graphics. This occurs when the MPU accesses the memory at some location other than the one that is currently being displayed. Whatever that first location contains gets loaded into the shift register and output to the monitor. If it is not the same as the second location

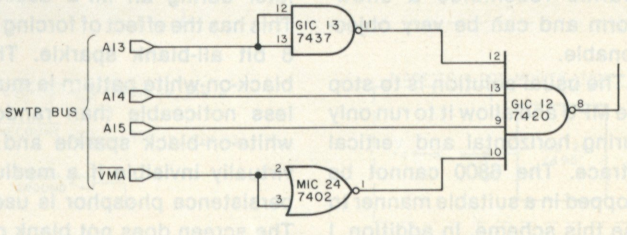

Fig. 1. Alternate board select circuit for C000-D3FF.

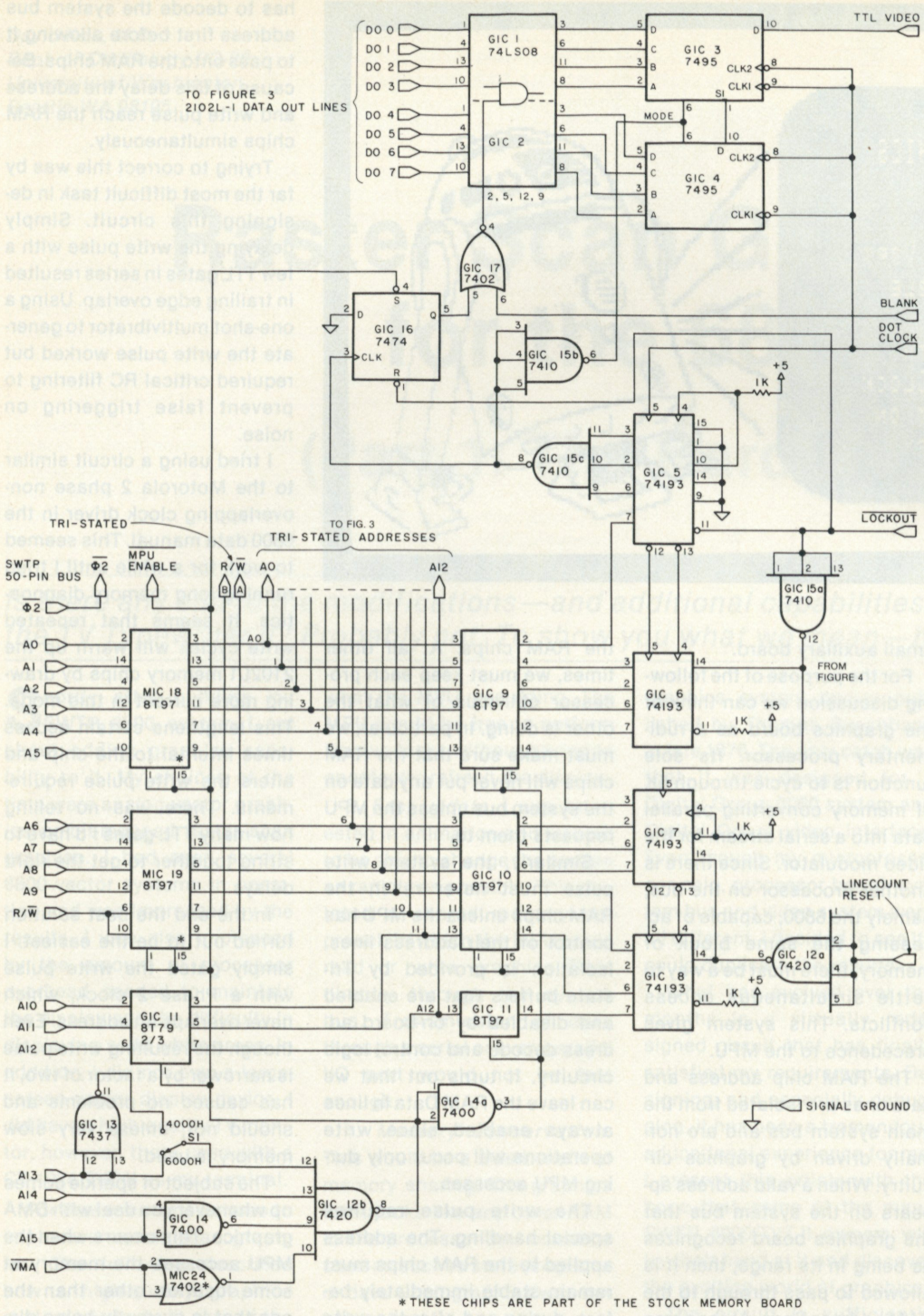

Fig. 2. Graphics system logic diagram.

(as it very likely is not), then it appears as a momentary glitch on the screen. When frequent accesses are made, this sparkle resembles a snowstorm and can be very objectionable.

The usual solution is to stop the MPU and allow it to run only during horizontal and vertical retrace. The 6800 cannot be stopped in a suitable manner to use this scheme. In addition, I did not want to slow down the MPU since I was interested in exploring animation and 3-D.

My answer to the problem is to load zeros into the shift register during an MPU access. This has the effect of forcing an 8 bit all-blank sparkle. This black-on-white pattern is much less noticeable than random white-on-black sparkle and is virtually invisible if a medium persistence phosphor is used. The screen does not blank out during MPU accesses, and the MPU runs at full speed using this scheme.

High memory seemed to be a logical place to put the graphics RAM. Keeping it separated from main memory protects it from being clobbered by programs like BASIC that search for the end of contiguous memory on initialization.

My system has 16K of main memory at locations 0000 to 3FFF and 5K of graphics RAM at 6000 to 73FF. A toggle switch on the board moves graphics RAM down to locations 4000-53FF when I need 12K of contiguous memory for word processing, assembling large programs, running long BASIC programs and the like. For fully expanded systems Fig. 1 shows how to wire the board for C000 to D3FF, a region where there is currently no conflict in the SWTP 6800 MIKBUG system.

At present, this system does not support color or intensity modulation (Z or gray scale). There is no reason why the basic design cannot be expanded to include these features, but to do so requires more memory, which would best be done by employing higher density RAM chips.

How It Works

For this section and throughout this article, the following convention will be used for numbering ICs: ICs that already exist on the TVT-II board are prefixed by TIC, followed by their number as found in SWTP documentation. Existing memory board ICs are labeled MIC and similarly numbered. All new chips are considered part of the graphics system and are labeled GIC.

Main system timing is derived from the TVT-II dot clock (see Fig. 2). GIC 5 and 6 are the dot counters that count down the dot clock. A $\overline{\text{LOCKOUT}}$ pulse, which occurs once per line, both resets the dot counters and increments the line counters GIC 7 and 8. The latter are reset by the $\overline{\text{LINECNT RESET}}$ pulse from the TVT-II.

These four counters form the graphics address generator. Their outputs drive the 13 RAM address lines A0-A12 to cycle continuously through the 5K of memory in ascending binary sequence.

GIC 15C is a triple input NAND gate connected to GIC 5 as a divide-by-8 strobe. Its output is connected to the mode control of shift registers GIC 3 and 4 and causes a new byte to be parallel-loaded every eight dot-clock cycles. The dot clock is also connected to the shift register clock inputs that shift out the eight bits serially, least

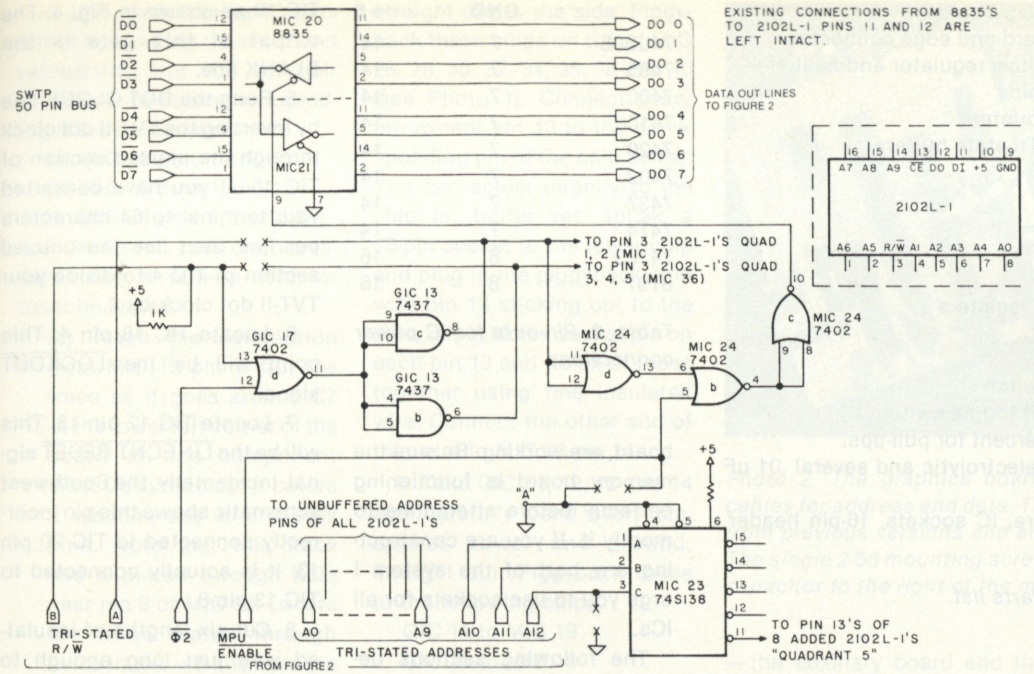

Fig. 3. Memory board details.

significant bit first, to the TVT-II video section. Note that GIC 5 is preset to binary 0100, instead of actually cleared. This lines up the graphics image exactly with the TVT-II alphanumerics.

GIC 1 and 2 are eight AND gates with each input connected to a RAM chip Data Out line. Data will not appear at their outputs unless the other inputs are held at a logic high. The BLANK signal from the TVT-II sets these inputs low, forcing the shift registers to load zeros. This produces the black top, bottom and side margins.

MPU accesses are latched in flip-flop GIC 16, whose output also forces blanks. GIC 16 is not reset immediately at the end of the MPU access. Instead, blanking continues until the next shift register load operation occurs. This arrangement prevents false data from being loaded should the time from end of MPU access to shift register load be less than 2102L1 access time. In this way sparkle is further minimized.

MIC 18, 19 and ⅔ of GIC 11 form the SWTP bus address buffers. GIC 9, 10 and ⅓ of GIC 11 form the graphics address buffers. Enabling of these Tri-state buffers is controlled by address decoder GIC 12 and inverter GIC 14A. S1 sets the board address range.

With A13 not inverted, an MPU access will occur for any address that appears on the system bus in the range 6000-7FFF (though with 5K, 73FF is the last alterable location). Inverting A13 sets the range to 4000-5FFF (last location 53FF). Fig. 1 shows how the memory range can be set for other locations if desired.

In Fig. 3, GIC 17D produces the RAM chip write pulse by NORing Phase 2 and the system write pulse. GIC 13 B and C are merely high-current buffers needed to drive 40 paralleled 2102L1 write pins.

MIC 24 B, C and D enable the bus driver sections of MIC 20 and 21 (8835 data bus transceivers) during MPU read operations. MIC 23 is a 74S138 1 of 8 decoder that enables the appropriate 1K bank of RAM chips according to address lines A10, 11 and 12. Note that these address lines are not buffered on the unmodified memory board and have been buffered through GIC 11.

Fig. 4 shows modifications to the TVT-II. Pin 2 of TIC 24 is disconnected from +5 V and grounded to convert from seven dots per character to eight. BLANK and DOT CLOCK signals are derived using spare gate sections on the TVT-II board. The DOT CLOCK must be inverted through TIC 15A for proper operation. LOCKOUT and LINECNT RESET are taken directly from appropriate points in the TVT-II circuit. GIC 18, which is added to the TVT-II, allows graphics display, alphanumerics or both on the same monitor. TIC 4A is used to divide the TVT-II dot clock by 2 if the circuit has been modified for 64-character-per-line operation.

Construction

Most of the circuitry resides on an auxiliary board that mounts to the 4K memory board. One chip is added to the TVT-II. The actual construction technique is left to the reader. I would recommend wire-wrapping, even though I didn't use that technique. Leads should be kept as short as possible, and heavy gauge +5 and ground buses should be used. In addition, be sure to bypass power and ground with a 100 uF

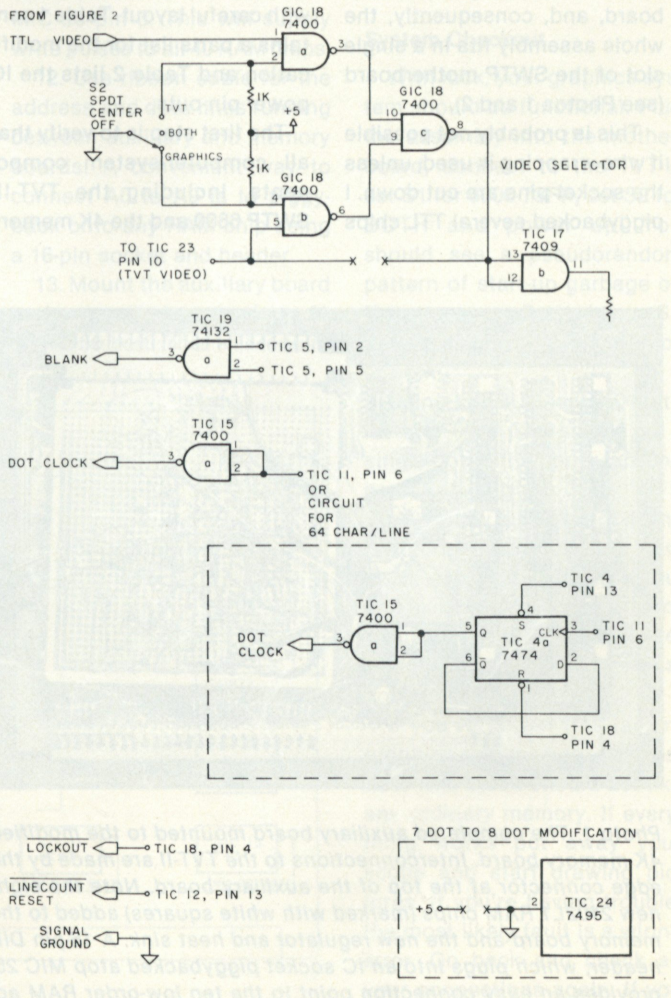

Fig. 4. TVT-II mods.

	1 SWTP 4K memory board
	1 prototyping board and edge connector
	1 7805 5 volt positive regulator and heat sink
	8 2102L1 RAM chips
GIC 5,6,7,8	4 74193 binary counters
GIC 9,10,11	3 8T97 or 74367 Tri-state buffers
GIC 12	1 7420
GIC 14,18	2 7400
GIC 13	1 7437
GIC 17	1 7402
GIC 16	1 7474 D flip-flop
GIC 3,4	2 7495 4-bit shift registers
GIC 1,2	2 74LS08
GIC 15	1 7410
S1	1 SPDT toggle switch
S2	1 SPDT center off toggle switch

Resistors: all 1k, ¼ watt 10 percent for pull-ups.

Capacitors: 1 100 uF 15 volt electrolytic and several .01 uF disk ceramics for bypass.

Misc.: Ribbon cable, wrap-wire, IC sockets, 16-pin header, Molex socket pins.

Table 1. Parts list.

electrolytic capacitor and several .01 uF disk ceramics.

The prototype was built using a Radio Shack prototyping board (276-152), IC sockets and point-to-point wiring. The ICs on the auxiliary board interdigitate with those on the memory board, and, consequently, the whole assembly fits in a single slot of the SWTP motherboard (see Photos 1 and 2).

This is probably not possible if wire-wrapping is used, unless the socket pins are cut down. I piggybacked several TTL chips on top of existing memory board chips to reduce the number of wires going onto and coming off the auxiliary board. If this does not suit some readers, then there should be enough room to squeeze these chips onto the auxiliary board with careful layout. Table 1 contains a parts list for the modification and Table 2 lists the IC power pin-outs.

The first step is to verify that all computer-system components, including the TVT-II, SWTP 6800 and the 4K memory board, are working. Be sure the memory board is functioning perfectly before attempting to modify it. If you are constructing any part of the system I urge you to use sockets for all ICs.



Photo 1. The completed auxiliary board mounted to the modified 4K memory board. Interconnections to the TVT-II are made by the edge connector at the top of the auxiliary board. Note the eight new 2102L1 RAM chips (marked with white squares) added to the memory board and the new regulator and heat sink. A 16-pin DIP header, which plugs into an IC socket piggybacked atop MIC 25, provides an easy connection point to the ten low-order RAM address lines.

	GND	+5
74LS08	7	14
7495	7	14
7400	7	14
7410	7	14
7420	7	14
7402	7	14
7437	7	14
7474	7	14
74193	8	16
8T97	8	16

Table. 2. Pin-outs for IC power connections.

The following sections describe in detail the necessary modifications and additions.

TVT-II

The TVT-II requires minimal modification.

1. Convert from seven dots per character to eight dots by lifting pin 2 of TIC 24 from +5 and connecting to ground. This is most easily done if the IC is socketed. Pin 2 can be carefully bent out straight and reinserted in its socket. Connection to pin 2 is made by soldering directly to it or to a Molex socket pin which is slipped over the IC pin. If the IC is soldered to the board then you must cut the pin carefully near the board using a fine tool. Readjust TVT-II R6 to center the characters.

2. Locate pin 10 of TIC 23. On the bottom side of the board a trace leads from it to a plated hole. Cut this trace carefully using a sharp blade. This breaks the video path to TIC 17B pins 12 and 13.

3. Add GIC 18 (a 7400) to the TVT board and wire it as shown in Fig. 4 to form the video selector. S2 can be mounted up to several feet away from the board for convenient selection. An easy way to mount the IC is to glue it on its back to the bottom of the PC board using a cyanoacrylate glue such as Super Glue. Connections can be made by soldering directly to the pins. Pin 1 of GIC 18 is the TTL VIDEO INPUT line.

4. Wire the unused section of TIC 19 as shown in Fig. 4. The output of this gate is the BLANK line.

5. Form the DOT CLOCK line by inverting the TVT-II dot clock through the unused section of TIC 15. If you have converted your terminal to 64 characters per line then use the unused section of TIC 4 to divide your TVT-II dot clock by 2.

6. Locate TIC 18 pin 4. This point will be the $\overline{\text{LOCKOUT}}$ signal.

7. Locate TIC 12 pin 13. This will be the $\overline{\text{LINECNT RESET}}$ signal. Incidentally, the Southwest schematic shows this pin incorrectly connected to TIC 20 pin 13; it is actually connected to TIC 13 pin 8.

8. Cut six lengths of insulated wire just long enough to reach to the computer and solder one to each of the five signal lines we created in the above steps and signal ground. Do not omit the signal ground even though your terminal may be grounded through the power line or RS-232 link.

Memory Board

Several modifications are made to the 4K memory board. The most visible is the addition of eight RAM chips to produce a 5K board. The board select circuitry is also modified, and several lines need to be isolated through Tri-state buffers.

1. I strongly suggest labeling the bottom Molex edge connector of the memory board with each pin's function to avoid making errors.

2. Add an extra 7805 5 volt regulator to supply the auxiliary board. Mount it with another heat sink on top of the memory board lower regulator using a longer screw and metal spacers to ensure metal-to-metal contact for good heat transfer. Bend the input and ground pins down and solder them to the corresponding pins of the lower regulator. Solder a heavy flexible wire to the output pin. The other end will be attached to the 5 volt bus on the auxiliary board.

3. Solder a heavy wire to ground near the Molex edge connector. The other end will be attached to ground on the auxiliary board.

4. Lift the following IC pins either by bending them out and reinserting the ICs in their sockets or by cutting and bending if they are soldered in.

(a) MIC 18 pins 1 and 15

(b) MIC 19 pins 1 and 15

(c) MIC 23 pins 1, 2 and 3

5. Three foil cuts are necessary, and a pull-up resistor must be added.

(a) Trace the connection from MIC 19 pin 7. Cut the trace as it goes around C7 at the lower left corner of the board on the component side. Be sure to cut it before it reaches any of the R/W pins. Note that this trace has a plated through hole near pin 9 of MIC 35. Locate the three plated through holes in the +5 line near pin 9 of MIC 36. Solder a 1k ¼ Watt resistor between these two points.

(b) Cut the trace that goes between MIC 19 pin 9 and MIC 7 pin 3 on the component side of the board.

(c) Carefully cut the trace on the component side running from MIC 23 pins 4 and 5 to MIC 24 pin 5.

6. Remove the board address select jumper and tie point A to ground by connecting it to MIC 23 pin 8. We have now bypassed MIC 22, which can be removed from its socket if you wish.

7. Take eight new 2102L1s and carefully bend each pin 13 straight out to the side. Piggyback these chips on top of MIC 26, 28, 30, 32, 34, 36, 38 and 40 (see Photo 1). Connect every pin except pin 13 to the corresponding pin of the chip below. You can solder directly to the chip or, better yet, solder a 16-pin socket to the lower chip and plug in the piggyback chip with pin 13 sticking out to the side. Slip a Molex socket pin on each pin 13 and tie all of these together using fine insulated wire. Connect the other end of this wire to MIC 23 pin 11.

8. Take GIC 11, 12, 13 and 14 and carefully bend every pin, except power and ground, straight out. Piggyback these to the following chips.

GIC 11 to MIC 19

GIC 12 to MIC 18

GIC 13 to MIC 20

GIC 14 to MIC 24

Form the leads slightly on GIC 12 and 13 so that the 14-pin package will fit the 16-pin spacing. Use a small hot iron to ensure a good solder joint.

9. Wire up the auxiliary board. Don't forget to tie the unused inputs on the counters and flip-flops to +5 using 1k pull-up resistors. Wire the connections to the TVT-II to the edge connector on the prototyping board. Wire up a mating female connector with the wires coming from the TVT-II. Connect power and ground to the auxiliary board. (Fig. 5 is a component legend for Photo 2 —the auxiliary board and the memory board.)



Photo 2. The graphics board unmounted showing the ribbon cables for address and data. The trimpot and empty socket remain from previous versions and are omitted from the present design. The single 2-56 mounting screw is visible just below the small can capacitor to the right of the memory board.

10. Wire the address decoder, write pulse, and transceiver control circuitry. Connections to the outstretched IC pins are best made by hand wire-wrap.

11. Connect GIC 13 pin 8 to MIC 7 pin 3 and GIC 13 pin 6 to MIC 36 pin 3. This will supply write pulses to all 40 RAM chips.

12. Use ribbon cable for the address and data lines running between auxiliary and memory boards. A convenient way to connect A0 to A9 is to piggyback onto any RAM chip using a 16-pin socket and header.

13. Mount the auxiliary board to the memory board using a ¾ inch 2-56 bolt. This will require drilling a 3/32 inch hole just below and slightly to the right of C1 when viewed from the bottom side. Make sure that the screw head will not contact any traces.

14. Check and double-check your work for wiring errors, solder bridges, reversed ICs, etc.

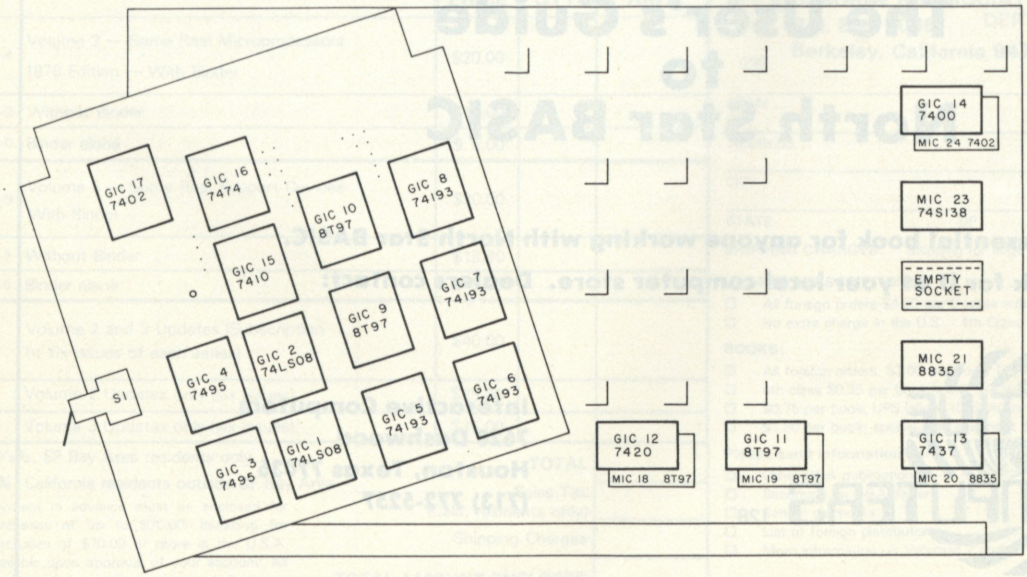

Fig. 5. Component layout for Photo 2.

System Checkout

With luck, your graphics system should be functional. Plug the assembly into the motherboard, connect to the TVT-II, set S1 for 6000-73FF, set S2 for BOTH and power up. You should see a pseudorandom pattern of start-up garbage on the screen. Switching S2 should display TVT-II, graphics or both.

Using MIKBUG, enter 01 into location 6000. This should put a single dot in the upper left corner. Entering 80 into 73FF should draw a single dot at the lower right corner. Clear this block of memory using a routine like ERASER (see Part 2 of article) and repeat the above, making sure that no other locations are altered.

If you've gotten this far, try running some memory diagnostics. This block should act like any ordinary memory. If everything works put away your scope and start drawing pictures. If you're having trouble, the most likely fault is a wiring error. Go back and check all your connections again. If you can't find anything, have a

friend check them too.

Listing all of the possible fault modes would be impossible. Using common sense and a scope to narrow the problem to successively smaller portions of the circuitry should locate the problem, however. Check power and ground for each IC at its pins—not just at the socket pin. Check that GIC 12 is producing appropriate MPU enable (active low) pulses during MPU accesses and that the two sets of buffers aren't enabled at the same time.

Scope the Tri-stated address lines to check that the counters and buffers are generating addresses. Check that data are entering and leaving GIC 1 and 2 and are being shifted out of the shift registers. If nothing is getting out of GIC 1 and 2, then look for problems in blanking or blanking pulse generation. A good TTL VIDEO signal, but bad picture, implies a problem in the video selector circuit.

Miscellaneous Notes

1. Keep the leads connecting the TVT-II to the graphics board as short as possible to minimize noise pickup and radiation. You may want to use shielded cable for each signal line. Do not use multiconductor shielded cable as the tightly bound wires will cross-couple.

2. The $\overline{\text{LINECNT RESET}}$ input is the signal most susceptible to noise. The reset pulse is less than 100 nanoseconds wide and occurs only once every 16 milliseconds. I inverted it going onto the graphics board to make it active low rather than active high. TTL idling at a high level rejects noise better than at a low level. For stubborn cases (evident as tearing and jumping of the lower part of the picture), try shielding this signal or adding a 1k pull-up resistor to +5 on the graphics board. As a last resort you may want to try a line driver and receiver pair such as the 1488/1489 biased to −12 volts. I have had good results simply inverting to active low.

3. If you run memory diagnostics on this block of memory, remember one point—the additional RAM chips are addressed as quadrant 1 chips (really quadrant 5), but are physically mounted in quadrant 3 positions. Therefore, you should use the quadrant 3 map to track down bad bits in the new chips. Refer to the table on page 7 of the MP-M assembly instructions.

4. Do not substitute a 7408 for the 74LS08 (GIC 1,2). These gates are connected directly to the 2102L1 Data Out lines, which are guaranteed for only one TTL load. Since they are already driving that load (the 8835 driver inputs), an additional TTL load would exceed the specs and result in a noisy display. Low power Schottky, being ¼ of a standard TTL load, works well, even though the combined load technically exceeds specs by several hundred microamperes worst case. ■

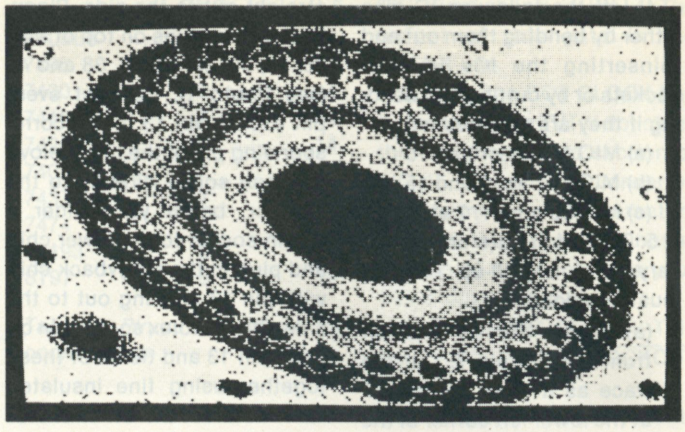

A hint of things to come . . . stay tuned.

Tired of trying to figure out how to make North Star BASIC do what you want?

Waiting to see if you can learn to program before buying a computer?

Need someone to "translate" the user's manuals for you?

Totally confused and frustrated?

The solution is -

The User's Guide to North Star BASIC

The essential book for anyone working with North Star BASIC.

Ask for it at your local computer store. Dealers contact:

INTERACTIVE COMPUTERS 128

Interactive Computers
7620 Dashwood
Houston, Texas 77036
(713) 772-5257

Osborne & Associates announces two new books. . .

AN INTRODUCTION TO MICROCOMPUTERS:
VOLUME 2 - SOME REAL MICROPROCESSORS
VOLUME 3 - SOME REAL SUPPORT DEVICES

There are hundreds of microprocessor books on the market today, but there's nothing like *Volumes 2* and *3*. These books provide the only detailed descriptions of real products from an independent source.

NEW MICROPROCESSORS

Volume 2 describes individual microprocessors and support devices commonly used only with the parent microprocessor. The new edition represents a massive expansion of our previous Volume 2; among other new material it includes the first detailed description of the Intel 8086 16-bit microprocessor.

NEW SUPPORT DEVICES

Volume 3 describes support devices that can be used with any microprocessor. The majority of this book is new material; in particular it has one of the most comprehensive discussions of memory devices ever printed.

Between *Volumes 2* and *3*, every microprocessor and most support devices available today are described — in detail, and from an independent source.

NEW UPDATES

Because of the tremendous amount of material that *Volumes 2* and *3* must cover, these books have been written to be updated on a regular bimonthly schedule. Six update sections for each of the two volumes may be purchased on a yearly subscription basis. Each update will describe new products, or products not covered in the original volumes; updates also provide additional information for products already included, and errata pages for previous text.

NEW FORMAT

For your convenience, *Volumes 2* and *3* are printed in loose leaf form and may be purchased with or without a binder.

The *1978 edition of Volume 2* and the new *Volume 3* of *AN INTRODUCTION TO MICROCOMPUTERS* will be available at the end of September. To order these or other Osborne & Associates publications, check the appropriate boxes below.

		PRICE	QTY	AMT
14-4	Volume 2 — Some Real Microprocessors 1978 Edition — With Binder	$20.00		
15-2	Without Binder	$15.00		
16-0	Binder alone	$ 5.00		
17-9	Volume 3 — Some Real Support Devices With Binder	$20.00		
18-7	Without Binder	$15.00		
19-5	Binder alone	$ 5.00		
	Volume 2 and 3 Updates (Subscription to six issues of each series)	$40.00		
	Volume 2 Updates only (six issues)	$25.00		
	Volume 3 Updates only (six issues)	$25.00		

- 6½%, SF Bay Area residents only
- 6%, California residents outside SF Bay Area
- Payment in advance must be enclosed for purchases of up to $70.00. Invoicing for purchases of $70.00 or more in the U.S.A. available upon approval of your account. All foreign orders must be prepaid in U.S. dollars drawn on a U.S. bank.

TOTAL	
Sales Tax (Calif. residents only)	
Shipping Charges	
TOTAL AMOUNT ENCLOSED	

OSBORNE & ASSOCIATES, INC. (415) 548-2805
P.O. Box 2036 DEPT. D7 TWX 910-366-7277
Berkeley, California 94702 U.S.A.

O6

NAME

ADDRESS

CITY

STATE ZIP PHONE

SHIPPING CHARGES: Shipping for large orders to be arranged.

UPDATE SUBSCRIPTIONS:
- ☐ All foreign orders $4.00 per 6-issue subscription for airmail
- ☐ No extra charge in the U.S. - 4th Class Mail ONLY.

BOOKS:
- ☐ All foreign orders, $3.00 per book, for air shipment
- ☐ 4th class $0.35 per book (allow 3-4 weeks within USA, not applicable to discounted orders)
- ☐ $0.75 per book, UPS (allow 10 days) in the U.S.
- ☐ $1.50 per book, special rush shipment by air in the U.S.

Please send information on:
- ☐ Other O&A publications
- ☐ Becoming an O&A dealer
- ☐ School discounts
- ☐ List of foreign distributors
- ☐ More information on Volumes 2 and 3

F10

Robert L. Kurtz W6PRO
#4 Santa Bella Rd.
Rolling Hills CA 90274

World of the Brass Pounders: Receive Morse Code the Easy Way

Microcomputing and amateur radio make an exciting combination, if you haven't already discovered it. This Morse code reader is an excellent example of what we mean.

A great feature of a personal-computing hobby is that it can be used to work with other hobbies. A case in point is this little program to decode and print out Morse code. I originally wrote this in machine language for my KIM system, where it took up less than one page, and finally decided to try it in BASIC.

Even though the program looks simple, it has some unusual surprises, such as self-adaptive adjustment for changes in code speed. In addition, the influence of changes in dash or dot length is weighted so that they must occur five or six times in succession before the computer decides that there has been a bona fide speed change. As a result, an occasional "bad" character will not mess up your copy; the printout is extremely stable and the copy is relatively foolproof. The program also detects the end of the word and prints out a space, if required.

The program's memory needs are minor—just a little over 1K of RAM is required. The program is written in Microsoft BASIC on the KIM computer, but should operate with any relatively fast BASIC. From a hardware standpoint, if your CRT or printer will go to 300 baud, this program will provide excellent copy of Morse code, up to 15 or 20 words per minute. If your terminal operates up to 1200 baud, it will follow the Morse transmissions to well over 30 words per minute.

```
1 REM MORSE CODE READER - WRITTEN BY R. KURTZ - W6PR0
2 RESTORE
3 PRINT CHR$(26):REM CAN DELETE - PUTS CURSOR AT TOP OF PAGE
5 DIM A$(100)
6 FOR N=1 TO 100:READ A$(N):NEXT N
10 A=PEEK(5888) AND 1
11 IF A=1 THEN 10
15 B=0
20 A=PEEK(5888) AND 1:B=B+10
30 IF A=1 THEN C=((5*C)+(2*B))/6:DO=2*DO:DA=2*DA:DO=DO+1:GOTO 100
40 IF B<(.5*C) THEN 20
50 DO=2*DO:DA=2*DA:DA=DA+1
60 A=PEEK(5888) AND 1:B=B+10
70 IF A=0 THEN GOTO 60
80 C=((4*C)+B)/5
100 B=0
110 A=PEEK(5888) AND 1
111 B=B+10
120 IF A=0 THEN GOTO 15
130 IF B<(.5*C) THEN GOTO 110
140 GOSUB 300
150 A=PEEK(5888) AND 1
151 B=B+10
160 IF A=0 THEN GOTO 15
170 IF B<(2*C) THEN GOTO 150
180 PRINT " ";
190 GOTO 10
300 DA=DA*2
310 D=DA+DO
330 IF D>100 THEN D=100
340 PRINT A$(D);
350 DA=0:DO=0
360 RETURN
400 DATA E,T,I,A,N,M,S,U,R,W,D,K,G,O,H,V,F,-,L,-,P,J,B,X,C
410 DATA Y,Z,Q,-,-,5,4,-,3,-,-,-,2,-,-,-,-,-,-,1,6,-,/,-
420 DATA -,-,-,-,7,-,-,-,8,-,9,0,-,-,-,-,-,-,-,-,-,-,-,?
430 DATA -,-,-,-,-,-,-,-,.,-,-,-,-,-,-,-,-,-,-,-,-,-,-,-
```

Program listing.

Loading the Program

Input the program exactly as written, even though some of the instructions may seem redundant. It is written this way to save operating time—a very important consideration when you are dealing with fast-acting dots and dashes.

Lines 10, 20, 60, 110 and 150 instruct a PEEK to location 5888 (decimal). In the KIM computer, this is a peripheral input address at 1700 (hex). This location reads a total of eight input ports as an eight-bit word.

The AND 1 on lines 10, 20, 60, 110 and 150 assures that the computer is only reading the port to which the incoming Morse is connected. Obviously,

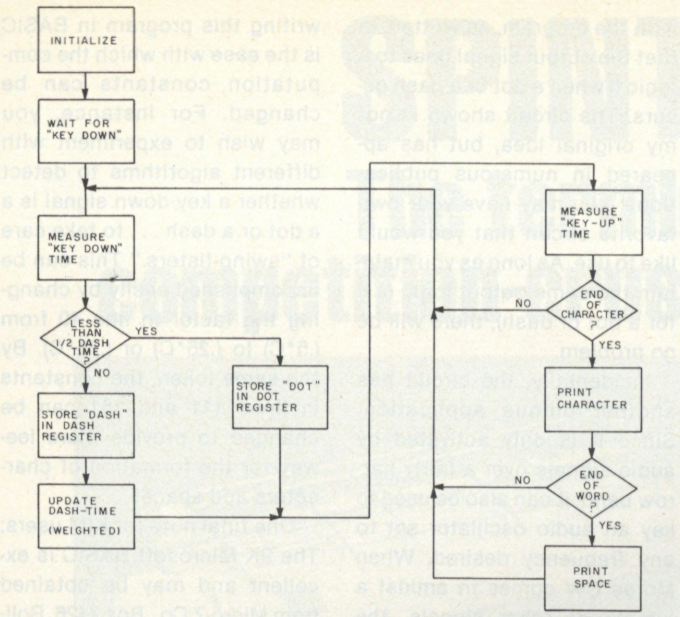

Fig. 1. Simplified flow diagram.

EXAMPLE: D = — ● ●

Initial conditions: Dot register = 0, Dash register = 0.

First period: Input a dash.
- 2 times dash register = 2 x 0 = 0.
- 2 times dot register = 2 x 0 = 0.
- Add 1 to dash register = 1 + 0 = 1.
- Summary: dash register = 1, dot register = 0.

Second period: Input a dot.
- 2 times dash register = 2 x 1 = 2.
- 2 times dot register = 2 x 0 = 0.
- Add 1 to dot register = 1 + 0 = 1.
- Summary: dash register = 2, dot register = 1

Third period: Input a dot.
- 2 times dash register = 2 x 2 = 4.
- 2 times dot register = 2 x 1 = 2.
- Add 1 to dot register = 1 + 2 = 3.
- Summary: dash register = 4, dot register = 3.

End of Character—determine lookup number for D.
- 2 times dash register = 2 x 4 = 8.
- Add dot register and dash register = 8 + 3 = 11.

Answer: D = 11.

Example 1.

this must be changed to fit your particular system.

In addition, the program assumes that when a dot or a dash occurs, a logic 0 appears on the input port. This is in agreement with a "key down" shorting the input port to ground, and also in agreement with the hardware interface circuit described later. If your hookup provides a logic 1 during a dot and a dash, then lines 11, 30, 70, 120 and 160 must be changed so that all IF A=1 statements should read IF A=0, and vice versa.

Program Description

Fig. 1 is a simplified flow diagram of the program. The initialization routine (lines 1 through 6) sets the lookup table that will permit the printout of the proper character. The program then waits for a key down to occur (lines 10 and 11). The first part of the operating program (lines 20 through 80) measures the length of time that the key is down and compares this with the stored value for the length of a dash.

If the key is raised in less than one-half of the stored dash time, the computer writes a dot into the dot register (line 30) and goes to the second part of the operating program.

If the key remains down longer than one-half of the dash time, a dash is stored in the dash register (line 50), and the value of the dash time is updated with a one-to-four weighting (line 80). This is accomplished by multiplying the old value of the dash time by four, adding the new value, and then dividing by five. As a result, the stored value of the dash time cannot change drastically from character to character, and the copy is not susceptible to errors from erratic sending habits.

The second part of the program (lines 100 through 190) measures the length of time the key is up. If it's up less than one-half of the dash length, the program assumes that the character is not complete and no printout is provided (see lines 100 through 130). If the key is up longer, the program jumps to line 300, the print-character subroutine. If the key is up longer than twice the dash length, the program assumes that a word is complete and a "space" is printed (lines 170 and 180).

1. If the input signal is a dash:
   - A. Double the values in the dot and dash registers.
   - B. Add 1 to the dash register (see line 50).
2. If the input signal is a dot:
   - A. Double the values in the dot and dash registers.
   - B. Add 1 to the dot register (see line 30).
3. If the character is complete:
   - A. Double the value in the dash register.
   - B. Add the dash and dot registers to obtain the lookup number.
   - C. Clear the dot and dash registers.

Table 1.

Lookup Table

The heart of the program is the algorithm that counts the dots and dashes and develops a number used to look up the actual character to be printed. In other words, each combination of dots and dashes in Morse code has a discrete number that commands a given character to be printed. This algorithm has three conditions as listed in Table 1.

Steps 1 and 2 keep repeating until the character is complete. When the program detects a key-up period longer than one-half of a dash length, it is assumed that the character is complete and step 3 is accomplished (lines 300 to 430). The manner in which the lookup number for the letter D is

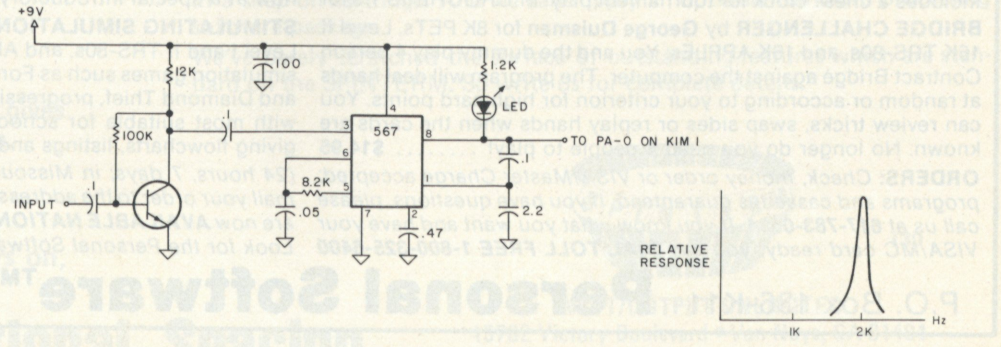

Fig. 2. Interface circuit.

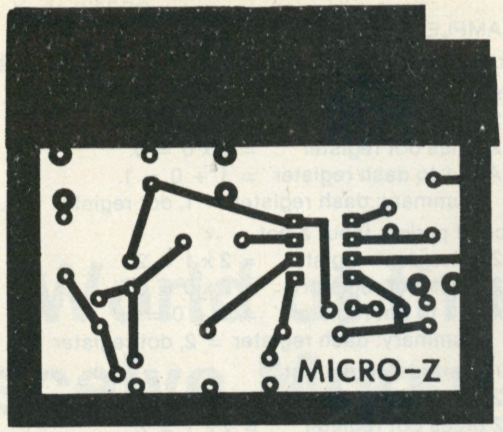

Fig. 3. Circuit board.

formed is shown in Example 1.

Interface Hardware

Fig. 2 shows a typical circuit for connecting your radio receiver to the computer. The NPN transistor is an R/C coupled audio amplifier connected to a type 567 phase-lock loop circuit. The free-running frequency of the phase-lock loop is set by the values of the capacitor and resistor connected to pins 5 and 6 of the 567, and is approximately 2000 Hz. The capacitors on pins 1 and 2 of the PLL adjust the bandwidth to about 100 Hz, and the LED serves as a tuning indicator—that is, it will start blinking when the signal is in the center of this narrow bandpass.

This circuit is compatible with the program, as written, in that the output signal goes to a logic 0 when a dot or a dash occurs. The circuit shown is not my original idea, but has appeared in numerous publications; you may have your own favorite circuit that you would like to use. As long as you maintain the same output logic (a 0 for a dot or dash), there will be no problem.

Incidentally, the circuit has another unique application. Since it is only activated by audio signals over a fairly narrow band, it can also be used to key an audio oscillator set to any frequency desired. When Morse CW comes in amidst a jumble of other signals, the phase-lock loop picks out the signal you want and keys the audio oscillator . . . and that is all you hear. A full-scale outline of the circuit board is shown in Fig. 3.

Adjusting the Program

One of the advantages of writing this program in BASIC is the ease with which the computation constants can be changed. For instance, you may wish to experiment with different algorithms to detect whether a key-down signal is a a dot or a dash . . . to take care of "swing-fisters." This can be accomplished easily by changing the factor in line 40 from (.5*C) to (.25*C) or (.75*C). By the same token, the constants in lines 111 and 151 can be changed to provide more leeway for the formation of characters and spaces.

One final note for KIM users: The 9K Microsoft BASIC is excellent and may be obtained from Micro-Z Co., Box 2426, Rolling Hills CA, for $100. In addition, a full kit of parts for the interface circuit, circuit board, Morse-code reader listings in both BASIC and machine language, and instructions on how to connect it to an audio oscillator are available from Micro-Z Co. for $16.50 postpaid.■

TRS-80 PET APPLE







PLAY CHESS WITH YOUR COMPUTER!

MICROCHESS is the culmination of two years of chessplaying program development by **Peter Jennings**, author of the famous 1K byte chess program for the KIM-1. MICROCHESS 2.0 for 8K PETs and 16K APPLEs, in 6502 machine language, offers 8 levels of play to suit everyone from the beginner learning chess to the serious player. It examines positions as many as 6 moves ahead, and includes a chess clock for tournament play. MICROCHESS 1.5 for 4K TRS-80s, in Z-80 machine language, offers 3 levels of play (both Level I and Level II versions are included and can be loaded on any TRS-80 without TBUG). MICROCHESS checks every move for legality and displays the current position on a graphic chessboard. You can play White or Black, set up and play from special board positions, or even watch the computer play against itself! Available now at a special introductory price of only **$19.95**

BRIDGE CHALLENGER by **George Duisman** for 8K PETs, Level II 16K TRS-80s, and 16K APPLEs: You and the dummy play 4 person Contract Bridge against the computer. The program will deal hands at random or according to your criterion for high card points. You can review tricks, swap sides or replay hands when the cards are known. No longer do you need 4 people to play! **$14.95**

STIMULATING SIMULATIONS by **Dr. C.W. Engel** for 8K PETs, 4K Level I and II TRS-80s, and APPLEs with Applesoft II: Ten original simulation games such as Forest Fire, Lost Treasure, Gone Fishing and Diamond Thief, progressing from elementary to quite complex with most suitable for schoolchildren. Includes a 64 page book giving flowcharts, listings and suggested modifications ... **$14.95**

ORDERS: *Check, money order or VISA/Master Charge accepted; programs and cassettes guaranteed. If you have questions, please call us at* ***617-783-0694****. If you know what you want and have your VISA/MC card ready, you can* ***DIAL TOLL FREE 1-800-325-6400*** *(24 hours, 7 days; in Missouri, dial 1-800-342-6600). Or you can mail your order to the address below. Personal Software™ products are now* ***AVAILABLE NATIONWIDE FROM COMPUTER STORES****. Look for the Personal Software™ display in your local store!*

P.O. Box 136-K11 **Personal Software™** P39 Cambridge, MA 02138

SPINTERM T.M.

The terminal with competition-crushing advantages.

Faster
at 55 characters per second.

More characters—
up to 128 on an interchangeable print thimble.

Longer life
with a print thimble that gives over 30,000,000 impressions.

Quieter
at 60 dB with hinged covers on, and 67 dB with covers off.

PLUS Proportional Spacing.

Many standard features enable SPINTERM to outperform other printers in this range of capabilities.

For instance, the forms length control provides 99 choices of lines. You can select 6 or 8 lines per inch. You have 6 baud rates at 110, 150, 200, 300, 600 and 1200. Industry standard RS-232 interfaces contain a built-in self test. The quality of print can't be beat for it's uniform impression, even through an original and 5 copies. The numeric keypad is standard, along with full ASCII keyboard. You have a choice of ribbon styles, each in a snap-on cartridge. And we can supply an optional full word processing software package.

We've barely scratched the surface of outstanding features which are standard on the SPINTERM. So write us for complete details.

SPINTERM

130

INPUT/OUTPUT UNLIMITED
13762 Victory Boulevard • Van Nuys, CA 91401
(213) 997-7791

KILOBAUD KLASSROOM NO. 14

Parallel and Serial I/O Ports

This is the second session we'll devote to discussing computer input-output.

Peter A. Stark
PO Box 209
Mt. Kisco NY 10549

In the last session, we started our look at computer input and output by examining single inputs and outputs, EIA levels and current-loop interfaces. This month we continue with our discussion of parallel and serial I/O ports.

The ASCII Code

Since popular personal computers work on eight-bit bytes, data can also go in groups of eight lines. A group of eight lines used for simultaneous input is then called a parallel input port; eight output lines are called a parallel output port. Although the eight bits can stand for just some eight-bit binary number, often they stand for a coded alphanumeric character.

There are various ways to code these characters, but the most common and most popular is to use a code called ASCII, the American Standard Code for Information Interchange. In this code, there is a specific bit pattern for each letter, number or punctuation mark. For instance, the letter A has the pattern 1000001; the number 5 has the pattern 0110101; a space is a 0100000. Although we could make up a long conversion table giving the codes and the characters they stand for, most often this is presented in the compact form shown in Fig. 1.

LEFTMOST 3 BITS

RIGHTMOST FOUR BITS	000	001	010	011	100	101	110	111
0000	NUL	DLE	SP	0	@	P	`	p
0001	SOH	DC1	!	1	A	Q	a	q
0010	STX	DC2	"	2	B	R	b	r
0011	ETX	DC3	#	3	C	S	c	s
0100	EOT	DC4	$	4	D	T	d	t
0101	ENQ	NAK	%	5	E	U	e	u
0110	ACK	SYN	&	6	F	V	f	v
0111	BEL	ETB	'	7	G	W	g	w
1000	BS	CAN	(	8	H	X	h	x
1001	HT	EM	)	9	I	Y	i	y
1010	LF	SUB	*	:	J	Z	j	z
1011	VT	ESC	+	;	K	[	k	{
1100	FF	FS	,	<	L	\	l	¦
1101	CR	GS	-	=	M	]	m	}
1110	SO	RS	.	>	N	^	n	~
1111	SI	US	/	?	O	_	o	DEL

Fig. 1. The ASCII code.

Here we see the 128 possible characters that can be made up out of seven bits drawn in the form of a table. For any given character, we look up the first three bits of its code at the top of the table and the last four bits at the left. For instance, for the letter A we see that the leftmost three bits are 100, and the rightmost four are 0001, so the complete code is 1000001.

This table shows the ASCII codes not only for the capital letters, numbers and common punctuation marks in the center columns, but also for the lowercase letters and a few other unusual punctuation marks at the right, and some special control characters at the left. These control characters are abbreviated in the table—for instance, NUL means null or empty, STX means start of transmission, LF is line feed, etc.

At this point you may have noticed that we talked of eight-bit characters, yet this table only gives seven-bit codes. ASCII is really only a seven-bit code, but an eighth bit called a parity bit is often added to it. This added bit is used for detecting errors in sending the character from one place to another and is often removed inside the computer.

When parity is used, then for any given character the parity bit may be either a 0 or a 1, depending on what other bits there are in the code. If even parity is used, then each character code will always have an even number of ones. That means that if the seven-bit code already has an even number of ones in it, then the parity bit will have to be a 0 to keep the number of ones even.

On the other hand, if the seven-bit code has an odd number of ones, then the parity bit will be a one, so that the total number of ones will be even. (In odd parity, the opposite would be true.) As an example, the seven-bit code for the letter A is 1000001. With the parity bit at the left, in even parity the com-

plete eight-bit character would be 01000001, while in odd parity the complete code would be 11000001.

In many computer systems the parity bit is not used, but a full eight bits are still used for each character. In that case, the parity bit will always be the same (a 0 or a 1) regardless of whether the total number of ones is odd or even.

A good place to see ASCII coding is in punched paper tape. Fig. 2 shows a short piece of tape. To guide the tape through a tape reader and to provide timing marks so the tape will move at a constant speed, it has a row of small holes punched the entire length of the tape. These are called sprocket holes, just like those on camera film. As shown in the figure, there is space for five other rows of holes to the left of the sprocket holes, and three to the right. A character is punched as a set of holes going across the tape. Each group of holes going across the tape is called a frame.

If you look at the sample tape in Fig. 2, you will see that every frame has an even number of holes—either 2, 4 or 6. Thus this tape was prepared with even parity.

If you observe the notes on Fig. 2 and read from top to bottom, you can actually read the punches on the tape by referring to the ASCII code in Fig. 1. Hint: at the bottom, just before the CR (carriage return) and LF (line feed) is the date 02/11/77.



Fig. 2. Punched paper tape in ASCII.

Experiment #63
Parallel Port Handshaking

Problem: Suppose an eight-bit parallel port is used to send a character from a computer to a printer. How does the printer know when a new character is coming, and how does the computer know whether the printer has received it?

Solution: This is done with a few additional lines for handshaking. Actually, handshaking is usually needed for both input and output.

Theory: Fig. 3 shows the overall block diagram of how the computer might connect to an output device such as a printer. At the top we have the eight parallel data lines, which carry the ASCII character (though sometimes it might be only seven or even six lines) coming from the computer's output port. In addition to these data lines, we show three more lines, called handshaking lines.

When the computer has a character to send out, it puts it on the data lines and then sends out a DATA READY signal to the printer. This informs the printer that there is a character waiting. If the printer has some sort of a holding register (a group of flip-flops) that will hold the character until it can be printed, then the computer will simply hold the character there for some specified amount of time before removing it.

But if for some reason the output device is slow, then it might be better if the computer keeps sending out the character until some signal comes back saying that the character has been accepted. This is the function for the DATA ACCEPTED line.

Once the printer has the character, it can start printing it. This is usually a slow operation, and the computer should not send out the next character until the printer has finished the present one. In other words, the printer should send back a READY signal when it's ready for more data.

As shown in Fig. 3, we have three handshaking lines. Sometimes we can make do with just two (one each way), and other times we may need more. But this gives a good example of a basic setup.

Procedure: For this experiment, we will try a handshaking circuit that might be used with a reader for paper tape.

Most professional tape readers have some kind of motor or ratchet arrangement for moving the tape. This complicates the system, so let's just talk about one of the simple readers that needs a human hand to pull the tape through.

As shown in Fig. 2, punched paper tape has room for nine holes across the tape—eight data holes and one sprocket hole. So we need a way of reading the nine holes. We could probably come up with some mechanical way of reading them—metal fingers poking through the holes or a toothed wheel riding over them or something equally extravagant—or simply try a photo-detector sensing the light shining through the holes. Since we've already experimented with a photo-transistor, that seems like a good way to go.

The holes in the tape are spaced about 0.1 inch apart, so we need a photo-transistor small enough that nine of them can be stacked in a row, with 0.1 inch spacing between them. This is difficult to do, but fortunately several manufacturers make photo-detector arrays intended for this purpose. There are nine detectors in one package, spaced the right distance apart. So that's no problem. (Remember—this is a computer course, not a paper-tape reader course. So let's not go into too much detail here.)

Fig. 4 shows how we might build such a simple tape reader. Starting with a photo-transistor array, we connect each of the nine transistors to a pull-up resistor to +5 volts and also to some device that will convert a slowly varying output voltage into a nice square pulse. A 7413 Schmitt trigger is a good choice, since this is a type of NAND gate that has a very sharp switching point in the output as the input slowly varies. (The zigzag symbol inside the NAND means Schmitt. If you don't remember them, review Experiment #42 on Schmitt triggers.) Another possibility is a 555 timer connected as a Schmitt.

When a photo-transistor is dark (no hole), its resistance is high, and so the Schmitt trigger gets a positive input voltage. Since the 7413 inverts, the output will be near 0 volts, or a digit 0. But when there is a hole, the output will be positive, or a digit 1.

Of the nine photo-transistors, the top five and the bottom three provide the eight data bits to the input port. But the fourth from the bottom senses the sprocket hole and has to be treated differently.

The output of the sprocket Schmitt trigger is sent to the clock pulse input on a flip-flop. The 7474 is a good choice here, since it will trigger when a hole

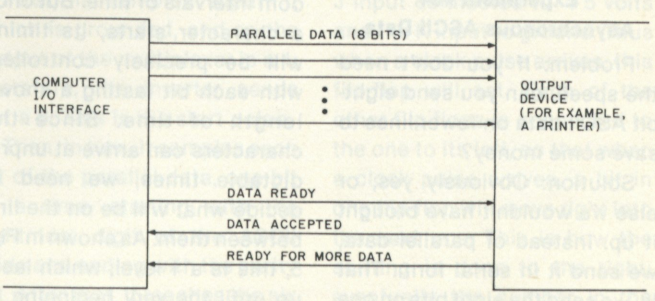

Fig. 3. Typical handshaking for an output device.

is sensed, and the 7413 output goes high. Since the D input of the flip-flop is connected to +5 volts, the 7474 will set each time a sprocket hole is sensed.

As you remember, the sprocket holes are smaller than the data holes. Therefore, the data holes will arrive at the photo-transistor first, and the eight data bits will already be present by the time the sprocket hole is sensed. So the reader first generates the data and then sets the 7474.

The Q output of the 7474 is sent to the computer as a DATA READY signal. When the computer senses the DATA READY, it reads the incoming data from the input port and then sends back a DATA ACCEPTED signal, which resets the flip-flop. As shown in Fig. 4, this would have to be a low signal to reset the flip-flop, but by adding an inverter in the reader we could use a high signal instead. In any case, as soon as the data is read by the computer, it sends back a DATA ACCEPTED, which clears the flip-flop and turns off the DATA READY. This is important, because if the DATA READY signal stayed on, the computer might think it was a new character and read in the same character several times.

As you can suspect, with proper handshaking, parallel data transmission can be fast. Characters can be sent as fast as they can be generated or received. Parallel data transmission is always used with fast I/O equipment, such as disks, fast line printers, multitrack computer tapes and so on. But to go at its maximum speed, parallel data needs at least two handshaking lines in addition to the data lines, for a total of eight lines.

Experiment #64
Asynchronous ASCII Data

Problem: If you don't need the speed, can you send eight-bit ASCII data on fewer lines to save some money?

Solution: Obviously yes, or else we wouldn't have brought it up. Instead of parallel data, we send it in serial form. That is, we send the eight bits on one wire, but only one bit at a time.

Theory: If we send the bits separately but on one line, then the receiver at the destination has to know which bit is which. We could do this by setting up several handshaking lines to tell the receiver when the group of eight bits starts and when it ends. But this somehow seems to defeat the whole purpose—we are trying, after all, to cut down the total number of lines.

So we put all this additional information on the same data line as will carry the data bits. This is done by agreeing on a very carefully timed sequence as shown in Fig. 5.

First, we agree that the characters to be sent may come together in bunches or may be separated by unknown and random intervals of time. But once a character starts, its timing will be precisely controlled, with each bit lasting a known length of time. Since the characters can arrive at unpredictable times, we need to decide what will be on the line between them. As shown in Fig. 5, this is a 1 level, which lasts up until the very beginning of the character.

Let's define some of the words used to describe this kind of serial transmission. Since the characters can arrive at random times, they are not synchronized with any clock pulses. Hence this is called asynchronous data; sometimes it is also called "start-stop telegraphy" because it dates back to the days when teleprinters first started to replace hand-sent Morse code.

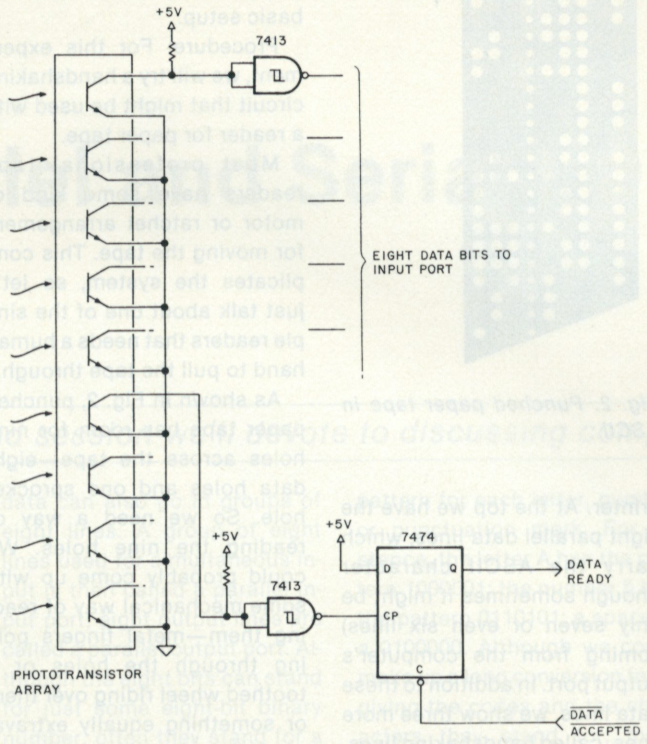

Fig. 4. Logic diagram of a simple paper-tape reader.

Just before Morse code started to be phased out in land-based telegraph service, they tried to record the Morse code on paper tape by letting a pen make a mark when current was flowing through the wire during a dot or dash. Between the marks there was a space, produced when there was no current in the telegraph wire. In modern current-loop teleprinter circuits a current flow is a 1, and an absence of current is a 0; but the old words mark and space have still persisted, and so we often call the 1 a mark and the 0 a space. In other words, between characters there is a steady mark level (a 1) on the line.

At the beginning of a new character, the signal suddenly changes to a space (0) to form the start pulse shown in Fig. 5. Starting with this pulse, we have a string of either 10 or 11 bits, which follow at a precise speed. This consists of the start bit, eight data bits, which carry the ASCII character and its parity bit, and either one or two stop bits.

As you can see in Fig. 5, the start bit is always a 0 or space, the eight data bits can be either 0 or 1, depending on the character code, and the stop bit is always a 1 or mark. If the character is immediately followed by another one, then the next start bit will be right after the end of the stop. If not, then the stop will simply be continued at a 1 (mark) level until the next character comes along.

Fig. 5 also shows that the bits are sent backward. For instance, the code for the letter E is 1000101. Assuming odd parity, the parity bit would be a 0, and so the complete eight-bit code would be 01000101. But when sent over an asynchronous line, the bits would be sent backward as 10100010 as shown. The reason is that it is convenient if the parity bit is sent last, so that it can be checked after the rest of the bits are received.

The bit timing has to be very precise once the start bit starts. Standard speed for a typical model 33 Teletype of the type that is often used with computers is 110 bits per second. This makes each bit last exactly 1/110 second, or 9.09 milliseconds. The 110 bit-per-second rate is only a maximum, reached when characters are sent continuously. Obviously when there is a large space between characters, the number of bits per second might go as low as zero if the characters come every half hour or so. But the time for each bit is still 1/110 second, and the system is still called a 110 bit-per-second system. The word baud is often incorrectly used instead of bit per second, and so this is often called 110 baud transmission.

Other popular baud rates are 150, 300, 600, 1200, 2400, 4800 and 9600. You can find the time

per bit by dividing the baud rate into 1. Thus at 300 baud each bit lasts 1/300 second, or 3.33 milliseconds.

The speed of 110 baud is usually only used with mechanical Teletype machines; if an electronic CRT terminal is used, then more often a higher speed such as 300 baud or even faster is used. This concept is important because it also determines the number of stop bits.

In a Teletype machine, a clutch disables a rotating shaft at the end of each character. In order to give this clutch enough time to operate, there must be an extra few milliseconds between characters. Hence at 110 baud, the speed used by mechanical Teletypes, there are always two stop bits used to give this extra time. At higher speeds, however, only one stop bit is usually used.

From this information you can figure out how many characters can be sent per second. At 110 baud, each character requires 11 bits (one start, eight data and two stop bits), so that we can send a maximum of 10 characters per second. This happens to be the maximum speed of a model 33 Teletype. At 300 baud, on the other hand, we need only 10 bits per character (one start, eight data and one stop bit), so we can send up to 30 characters per second.

Unless you have an oscilloscope, there is no easy way to observe asynchronous data at 110 baud or faster. But we can still generate it at a slower rate and observe it on an LED or on a meter. There are two ways of doing this—with a multiplexer or with a shift register.

Fig. 6 shows a circuit that could be used to generate asynchronous data with a multiplexer. It uses circuits you've already seen: the 555 timer, which is being used to generate a clock signal, was already covered in Experiment #12; the 74150 multiplexer was covered in Experiment #44; and the 7493 is similar to the binary counter you built with 7473 flip-flops in Experiment #50. Since it's been almost a year since you did those experiments, you may want to go back over them to review these ICs.

We're not really going to build this circuit, but it's a good one to discuss anyway. Suppose that initially the switch between the 555 clock and the 7493 counter is open, so that the counter is getting no input. Assume also that by putting a pulse on the counter's reset input we've reset it back to a count of 0000, which is therefore being sent over to the 74150 multiplexer.

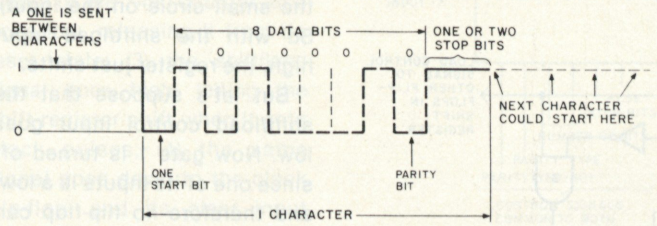

Fig. 5. The letter E as sent over a serial asynchronous line.

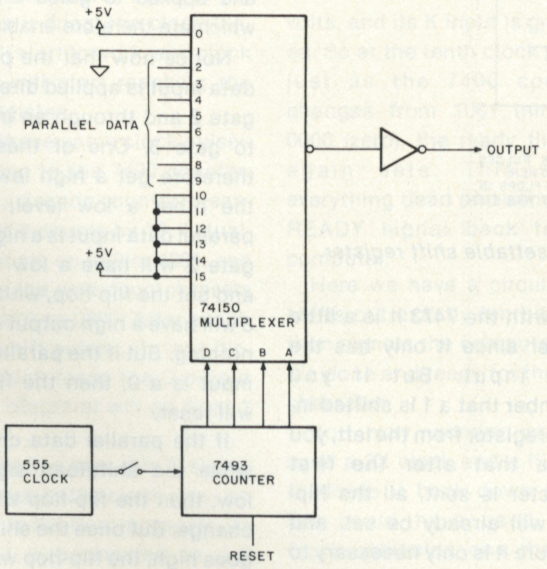

Fig. 6. Generating asynchronous data with a multiplexer.

The multiplexer selects the 0 input, which is connected to +5 volts, and sends it to the output. Actually, the 74150 does a built-in inversion, and so the output signal is grounded, rather than at a high level. But the inverter connected to the output inverts it back into a high or 1. Thus the asynchronous output is normally a 1 or mark level between characters.

Now let's connect an eight-bit ASCII character to inputs 2 through 9 of the multiplexer, with the rightmost bit going to the number 2 input and the leftmost, or parity, bit going to the number 9 input. Since the multiplexer is still set to input 0, nothing will happen at the output.

But now close the switch between the 555 clock and the 7493 counter. As clock pulses start arriving at the counter, the counter will start counting up in binary: 0001, 0010, 0011 and so on. Each count is being sent to the multiplexer, and so the multiplexer starts scanning its inputs, going down the line from input 1 down to 15.

First, it samples input 1, which is grounded, and so the output of the multiplexer is a 1; therefore, the inverter sends out a 0. This is the start pulse.

Then, in turn, it samples each bit of the parallel data, one bit at a time, starting with the rightmost digit of the ASCII code and ending with the parity bit. After that, it reaches the six inputs connected to +5 volts, and this is a 1 output, which is a very long stop pulse.

Since the counter is a binary counter that counts to 15, it samples all the inputs. If we use a counter that only counts to 11, then we will only get two ones at the end.

This is a very useful circuit, since if we just jumper the parallel data inputs to ground or +5 volts, we can use this as a test-signal generator to generate a continuous string of characters. But in a computer system it is not very practical since it requires some sort of a holding register to hold the eight-bit ASCII code during all the time that it is being sent out by the multiplexer. This requires eight flip-flops in addition to the multiplexer, whereas with the right circuit we can make do with just the flip-flops. Still, it is an interesting circuit to study.

That brings us to the shift-register approach. In the shift register, we have a group of flip-flops that can be loaded in parallel from the computer with the ASCII character. But then, after being loaded, it can shift them out the end, one by one, in serial.

Procedure: The first thing we need is a shift register that can be loaded in parallel. In Experiment #46 you already built a shift register using 7474 dual D flip-flops. In case you don't remember, the circuit had all the flip-flop clock inputs connected together, and the Q output of each flip-flop was connected to the D input of the next flip-flop to the right.

A shift register can also be built from 7473 or 7476 flip-flops. Fig. 7 shows the circuit for the 7476 dual J-K flip-flops. Notice how the J and K inputs of each flip-flop are connected.

The leftmost flip-flop has its J input connected to +5 volts and the K input to ground. Thus when a clock pulse arrives, this flip-flop will set. Each of the other flip-flops is connected to the one to its left, so that when a clock pulse arrives, a bit in one flip-flop will move right into the next one. This is how the shifting is done to the right; eventually the number in the shift register will shift com-

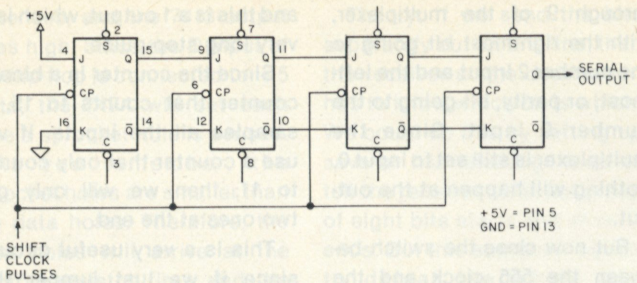

Fig. 7. Building a shift register out of 7476 dual J-K flip-flops.

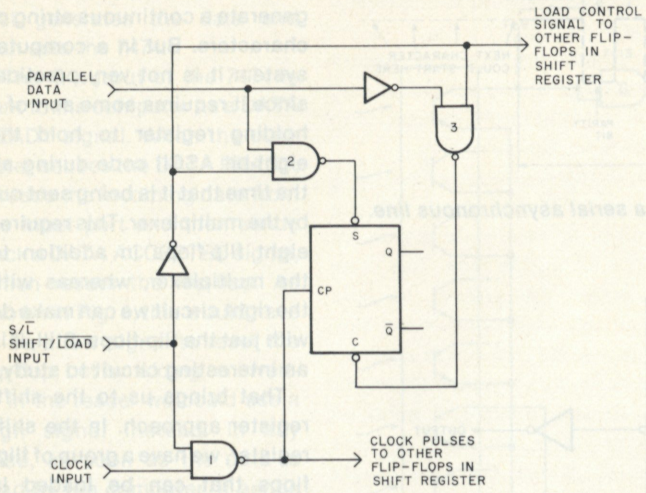

Fig. 8 A 7476 flip-flop wired as a presettable shift register.

pletely out the right end.

To output eight-bit characters, we really need ten flip-flops: The first one will generate the steady 1 or mark signal, the second will generate the start pulse and the next eight will generate the ASCII data. We don't need any flip-flops for the stop bits, since we have the leftmost flip-flop connected so that it will shift a 1 into itself at each clock pulse.

Unless you have a good supply of 7473, 7474 or 7476 ICs, you probably will not be able to build such a long shift register. Save one 7473 or 7476 for later and build as much of a shift register as you can with the rest.

Our next problem is to connect these flip-flops so they can be simultaneously loaded from a parallel port. The easiest way to do it on your breadboard is with jumper wire, which you use to ground the set and clear inputs of the flip-flops to set or clear them. This is convenient with the 7474 and 7476 flip-flops, which have both set (preset) and clear (preclear) inputs; with the 7473 it is a little tougher since it only has the clear input. But if you remember that a 1 is shifted into the register from the left, you realize that after the first character is sent, all the flip-flops will already be set, and therefore it is only necessary to clear the ones that should contain a 0.

In real life, though, you can't expect somebody to sit there with a wire jumper, setting and resetting flip-flops. There has to be a circuit to load them with the required parallel data when needed. Fig. 8 is a good example. Fig. 8 shows the circuit for just one flip-flop of the shift register; parts would have to be duplicated for each of the other flip-flops.

The shift register now has a control input labeled shift/load. When this control signal is high, the register shifts. When it is low, it loads the parallel data.

Let's start looking at Fig. 8 with the shift/load input assumed high. This enables gate 1 so that the clock input can get to the CP (clock pulse) input of this flip-flop and all others in the register. At the same time, the shift/load signal is inverted into a low and sent to gates 2 and 3, which therefore are turned off and provide a high output. This does nothing, since both the set and clear input of the flip-flop require a low signal (that is what is meant by the small circle on the input). So with the shift/load input high, the register just shifts.

But let's suppose that the shift/load control input goes low. Now gate 1 is turned off since one of its inputs is a low, and therefore no flip-flop can get a clock pulse. So shifting stops. At the same time, the shift/load is inverted into a high and applied to gates 2 and 3, which are therefore enabled

Notice now that the parallel data input is applied directly to gate 2 and through an inverter to gate 3. One of these will therefore get a high level and the other a low level. If the parallel data input is a high or 1, gate 2 will have a low output and set the flip-flop, while gate 3 will have a high output and do nothing. But if the parallel data input is a 0, then the flip-flop will reset.

If the parallel data changes while the shift/load signal is low, then the flip-flop will also change. But once the shift/load goes high, the flip-flop will stay in whatever state it was in last, and then the entire register will start shifting.

This happens to be a very popular circuit, since parallel-to-serial data conversion is very common. In fact, there is a presettable eight-stage shift register IC, the 74165, which has eight flip-flops and all of the circuitry to parallel load them or shift. The pin-out of the 74165 is shown in Fig. 9. It works exactly like the circuit we just described for Fig. 8, and the shift/load circuit has the same form.

To generate our ASCII, we could use two 74165s connected end to end, with the SI or serial input of the right one connected to the Q output of the left. But for demonstration purposes, the simple register you have already built out of some flip-flops is good enough.

The last thing we need is a control circuit to operate the shift register properly. We need a circuit to provide the proper handshaking with a comp ıter port, control the loading ınd shifting of the register and also provide the right number of shift pulses at the right speed. This is shown in Fig. 10.

To analyze Fig. 10, start at the top. Here we have the shift register—just blocked in since the exact circuit will depend on the particular ICs you use. Down near the bottom we have an input labeled 2X CLOCK. This is a clock pulse signal from some clock oscillator, which has a frequency twice what we need, indicated by the 2X. This frequency is fed into the clock flip-flop, one half of a 7473, which divides it by two to get the correct frequency.

For instance, to transmit at 300 baud, we would start with a clock that operates at 600 pulses per second. This clock is then divided by 2 into 300 pulses per second, and this is applied to both the shift register clock inputs as well as to a 7490 counter.

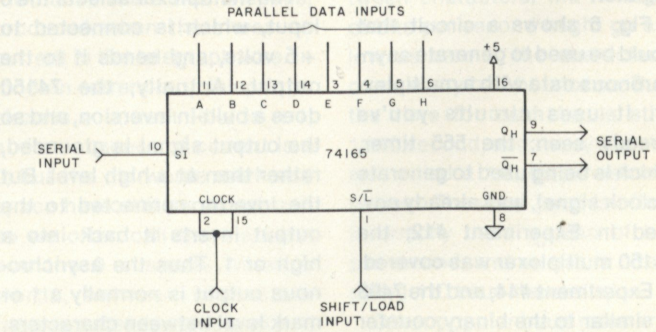

Fig. 9. Pin-out of the 74165 parallel-in/serial-out shift register.

But there is a catch—notice the wire running down to the clear input of the 7473 from the other flip-flop, called the ready flip-flop. If this flip-flop is set, meaning that the circuit is ready for the next character, then the signal going down to the clock flip-flop is a low level, and the clock flip-flop has to stay reset. So then nothing happens.

During the ready state, then, there is no shifting. Actually, there is no shifting for a second reason, too—the same low signal is being applied to the shift/load inputs of the register and holds it in the load state. But in your experiment, this need not concern you since you do not have a shift/load input on your shift register.

While all this is happening, the ready flip-flop's Q output is high and is sending a READY signal back to the computer. This high signal is also going to the reset input of a 7490 decade counter, keeping it reset to 0000. (More on this later.)

Now let's say that at some point the computer wants to send out an asynchronous ASCII character. First, it sends it out in parallel to the shift register, which simply loads it into the flip-flops. (In your experiment, you will fake this part by setting or resetting the flip-flops by hand.) Then it sends a negative-going START pulse to the preclear input of the ready flip-flop.

Now the circuit finally starts to work. The START pulse clears the ready flip-flop. This does four things: (1) the READY signal to the computer goes low, telling it that the circuit is no longer ready; (2) the reset signal to the 7490 counter also goes low, releasing it from its reset state; (3) the shift/load signal goes high, letting the shift register shift when it gets clock pulses; (4) the same signal goes down to the clock flip-flop, and its clear input goes high . . . this stops holding this flip-flop reset.

Everything now waits for the next clock input to come in. As soon as it does, the clock flip-flop will start to work, and clock pulses will start reaching the shift register.

But these same clock pulses are going to the 7490 counter. This is a decade counter, meaning that it counts by 10. Actually, it counts up to 9 or 1001, and then on the next count it resets itself back to 0000. After exactly ten shift pulses, its last flip-flop (which feeds the D output on the diagram) will go from 1 to 0.

But notice how this D signal goes back to the clock input on the ready flip-flop; moreover, its J input is connected to +5 volts, and its K input is grounded. So at the tenth clock pulse, just as the 7490 counter changes from 1001 (nine) to 0000 (zero), the ready flip-flop again sets. This stops everything dead and sends the READY signal back to the computer.

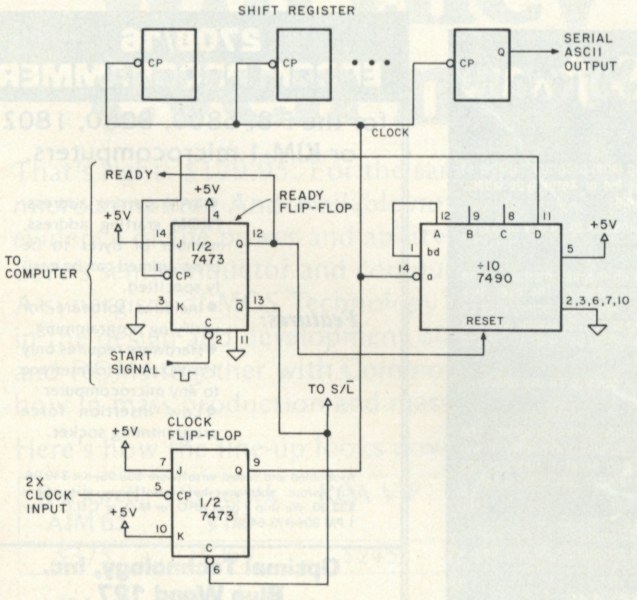

Fig. 10. Control circuitry for a parallel-to-serial asynchronous transmitter.

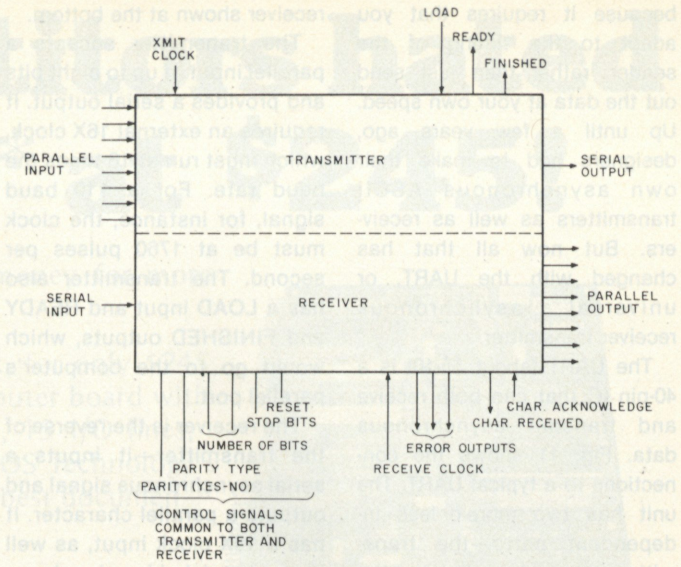

Fig. 11. Typical pins on a UART.

Here we have a circuit that shifts out exactly ten bits and then signals the computer that it's done and ready for the next character.

You may wonder why we used a 2X clock and a flip-flop to divide it back down again. We could have used a 1X clock—meaning one that ran at the right frequency—and started and stopped it by sending it through a gate that had the shift/load signal on the other input. This would have worked; but not always reliably.

It's a matter of timing. Suppose that the computer sent the START signal at the exact time that a clock signal came from the clock. The shift/load might arrive just in time to let just part of the clock signal through the gate. The resulting strange waveshape of the clock might be good enough to operate some flip-flops but not others in the register or 7490 counter. Then things might not work quite as expected. The best way to avoid problems such as this is with a circuit like this one.

Wire up the circuit of Fig. 10 and add it to the shift register. For clock pulses, use the pulser on your breadboard console and pulse the clock flip-flop slowly enough so you can observe the output of the rightmost flip-flop on an LED or a meter. Also connect an LED to the output of the clock flip-flop and the ready flip-flop, so you can see how they operate and so you can also count the right number of clock pulses.

If you do not have a 7490 decade counter, you can use a 7492 divide by 12, a 7493 divide by 16 or even make up your own counter from some flip-flops. But if you do use separate flip-flops, use the shift/load signal to reset the counter if the flip-flops require a low level rather than a high to reset to zero.

When you do this experiment, you will not be able to generate an entire eight-bit ASCII character since you probably have fewer than ten flip-flops, but at least you will have a chance to see how the control circuit works. Moreover, this circuit is a good example of parallel handshaking with a computer, since it has both a START signal as well as a READY status signal.

The UART

The circuit in the previous experiment is fairly complicated, but it's still much simpler than the circuit you would need to receive asynchronous data rather than transmit it. Receiving involves quite a bit more,

because it requires that you adapt to the timing of the sender, rather than just send out the data at your own speed. Up until a few years ago, designers had to make their own asynchronous ASCII transmitters as well as receivers. But now all that has changed with the UART, or universal asynchronous receiver transmitter.

The UART (about $5-10) is a 40-pin IC that can both receive and transmit asynchronous data. Fig. 11 shows the connections to a typical UART. The unit has two more-or-less independent parts—the transmitter shown at the top and the receiver shown at the bottom.

The transmitter accepts a parallel input of up to eight bits and provides a serial output. It requires an external 16X clock, which must run at 16 times the baud rate. For a 110 baud signal, for instance, the clock must be at 1760 pulses per second. The transmitter also has a LOAD input and READY and FINISHED outputs, which would go to the computer's parallel port.

The receiver is the reverse of the transmitter—it inputs a serial asynchronous signal and outputs a parallel character. It has a 16X clock input, as well as two handshaking signals—a CHARACTER RECEIVED output and CHARACTER ACKNOWLEDGED input. It also has three error outputs, which provide a signal to the computer if something goes wrong.

The UART is a versatile circuit that can be used in various ways by being set to various operating modes with a number of control signals common to both the transmitter and the receiver. These can select the type of parity, the number of bits sent and the number of stop bits.

We won't go into the UART in great detail since it has been covered in a variety of other articles. If you are interested in serial and parallel computer communications and more information on the UART, a good, inexpensive book is the *TV Typewriter Cookbook* by Don Lancaster, available from the KB Book Nook and at Radio Shack stores.

Preview

Next time we will continue our discussion of computer input and output, but from the computer side rather than the I/O device side. We will see how handshaking and data transfer are handled by various processors. Most interesting, we will look at interrupts. See you then! ■

WEB ASSOCIATES

MANIPULATE BASIC PROGRAMS
on your
TRS-80™

TEBED I™ (Renumbers, saves sections, places multiple programs in memory, merges subroutines . . . . **$24.95 ea.**

—ALSO—

SEVERAL MONITORS AVAILABLE—SPECIFY LEVEL I OR II

TEMON™ @ 4200 HEX . . . . . **$12.95 ea.**
TEMON T™ * . . . . . **$14.95 ea.**
*(Top of RAM monitor- specify memory size)
Buy any two or more monitors for $12.75 ea.
All Monitors Have Improved display,write, and breakpoints.

STOP YOUR CASSETTE WHEN IT SHOULD WITH OUR PLUG-IN TBUFF™ CASSETTE INTERFACE BUFFER
Only $7.95 ea.

Coming: TEBED II™ (Attractive trade-in for TEBED I™ users);TBUMP™;TFEC™; CTROL™; TCOND™; TTY I/O

For more information circle **W20**
Send check or money order to:
WEB ASSOCIATES
P.O.Box 60-I Monrovia, CA 91016
(California Residents add 6% tax)

MICRO™
THE 6502 JOURNAL

MICRO is a regular 48-page journal, now in its second year, devoted to the 6502 family of microprocessors, microcomputers and related hardware, software, activities, etc.

MICRO has interesting and useful articles, complete programs, general articles, news and notes, a continuing bibliography, ads and more--all on 6502 systems.

MICRO subscriptions: Six issues, $6. Outside US: SURFACE, Canada/Mexico $7; all other countries $8. AIR MAIL, Central America $12; Europe & South America $14; all other countries $16.

MICRO sample copy $1.50 in US. Outside US, $2 surface, $3 air mail.

MICRO C94
P.O. Box 3, S Chelmsford, MA 01824

μ COMPUTER BOARDS

NEW! **CPU WITH SERIAL PORT**
8080A * * * S-100
SINGLE BOARD

Now it's easy — with a CPU Board which includes an on-board serial port. This 2 MHz CPU Board talks directly to your terminal by 20 ma current loop or RS-232. Baud rate selectable from 110 to 9600.

ASSEMBLED AND TESTED . . . ONLY – $195

NEW! **AUDIO CASSETTE INTERFACE**
WITH 3 PARALLEL I/O PORTS
S-100 * * * SINGLE BOARD

Your best choice for mass storage. This board includes 3 parallel 8 bit ports, a tape motor control (on-off) and a driver for external data I/O monitor lamp. The 3 PIO port common handshake signal lines are independent of data lines.

ASSEMBLED AND TESTED . . . ONLY – $195

OUR 20th YEAR OF ELECTRONIC EXCELLENCE

N13
the Nucleus® INC.
461 Laboratory Road
Oak Ridge, TN 37830
615-482-4041

UNUSUAL SOFTWARE FOR TRS-80!

$10.00 each, on cassette

UTILITARIAN PROGRAMS

CS-7 **LEND OUT**—A program jam-packed with automatic and semi-automatic features! For keeping track of items you lend to other people. Automatically assigns to a loaned item an identification number and files this number on tape along with such information as: what the item is, who borrowed it, and the date it was borrowed. Program updates file when item is returned without affecting the rest of the file. Plus even more features!

CS-8 **ITINERARY**—Prepares a personal itinerary. Stores memos with their appropriate times in chronological order. Will recall itinerary as a whole or in parts. Even after an itinerary is filed, a new memo can be inserted into it between any two previously filed memos. More!

SCIENTIFIC CURIOSITIES

CS-1 **BIOFORECAST**—More advanced than biorhythm. Uses more exact non-sinusoidal functions. Gives not only the three cycles, but also their interactions. More! With special interpretation chart.

CS-2 **ORBIT**—4 programs figure data on orbits around the earth and sun.

CS-3 **INTERSTELLAR**—Predicts facts concerning possible voyages to more than 30 different stars at relativistic speeds.

*Add $1.00 postage & handling. All programs Level-1.

All these programs are unique and no other company has them!

Computrex C86
PO Box 536 Inman SC 29349

North Star Software

Maillist
Maillist is a general purpose mailing label program capable of producing formatted lists for tractor-fed or Xerox type labels. Maillist will also sort lists for any field.

Price $39.95 on diskette with manual/stock to 14 day delivery.

In-out driver
Dos in-out driver is designed to set up mapped memory video boards in conjunction with hard copy device. The user may switch output under software control. Any file directory may be listed while in BASIC without jumping to dos. Spacebar will stop output for line by line listings. Designed for use with 3P+S and any tv board.

Price $12.95 on diskette with manual/stock to 14 day delivery.

Register
Register is a cash register and inventory control program. The software will control a point of sale terminal and printer. It will search inventory for an item, price and ticket it. Register has provisions for min-max, automatic reorder, and critical list.

Price $299.95 on diskette with manual

All prices are FOB Santa Barbara, California.
Terms COD Residents add 6% sales tax and $1.00 shipping.

Alpha Data Systems A48
Box 267, Santa Barbara, Ca. 93102 ■ 805/682-5693

2708/16
EPROM PROGRAMMER

for the F-8, 6800, 8080, 1802, or KIM-1 microcomputers.

Features:
- RAM starting address, PROM starting address, number of bytes to be programmed can be easily specified.
- Includes software for verifying programming.
- Hardware requires only 1½ I/O ports to interface to any microcomputer.
- Low insertion force programming socket.

Assembled and tested w/software $59.95, Kit $49.95. Kit w/out software but w/software instructions $33.00. We ship 3 days ARO for M.O. or C.O.D. After 1 PM 804-973-5482.

Optimal Technology, Inc.
Blue Wood 127
Earlysville, VA 22936 O10

Our competitors hated the KIM-1* at $245!

No wonder; the KIM-1 microcomputer was less money for more features than other microcomputer boards.



But KIM-1 users loved us. Up until this week, for only $245, you could own a completely assembled microcomputer board with 1K RAM, 2K ROM, cassette and serial interfaces, 15 I/O lines, 2 interval timers and a six digit LED display. With MOS Technology's comprehensive 6502 mpu instruction set. And the best documentation in the business.



And now the KIM system is the most expandable at any price. A motherboard (KIM-4), memory expansion board (KIM-3B), editor/assembler (KIM-5), prototyping board (KIM-6). All available now.

Just about the only problem potential KIM-1 users encountered was the fact that the KIM-1 was in short supply: demand kept growing faster than our expanding production. But not any more.

Will they hate KIM-1 even more at $179.95?

That's right: $179.95. For the same, superb microcomputer. And available *now.* Further evidence of the power and ability of Commodore's semiconductor and computer divisions. A synergism of MOS Technology's leadership in the design and development of mpus, RAMs and ROMs together with Commodore's know-how in mass production and mass marketing.

Here's how the line-up looks now:

Rockwell AIM 65	Synertek VIM	RCA VIP	Commodore MOS KIM-1
$375	$269	$245	**$179.95**

We wonder what our competitors are saying now!

*KIM is a registered trademark of Commodore Bus. Mach., Inc.

☐ Yes...I want _____ KIM-1s @ $179.95 now.*

☐ I'm enclosing my check in the amt. of $_____

☐ Please charge this to my credit card:

☐ Master Charge ☐ BankAmericard/VISA

☐ American Express

My Card No. _____ Expires_____

Name (print) _____

Address _____

City_____ State_____ Zip_____

Calif. residents add 6% sales tax (Santa Clara County – 6½%).

☐ Please send me information on the KIM Expansion Modules.

☐ Please supply me with the name of your nearest dealer.

Commodore/MOS • 901 California Ave. • CA 94304

Dealer inquiries invited (415) 326-4000

Point of Sale/Inventory Control System for 8080s

Businessmen—for approximately the equivalent cost of one year's salary for a single clerk, you can now have POSIS, a complete inventory control system.

Bruce A. Barker, President
The Data Group, Inc.
8077 Bramwood Ct.
Indianapolis IN 46250
(317) 634-4784

A financial genius, an industrial guru or another person of exceptional insight is not required to forecast the most promising market for the majority of current computer stores.

The personal computer market offers little promise to the computer store. If the widespread market for appliance computers exists, and there are serious doubts that it does, this market will likely be dominated by mass retailers. Large retail operations (Radio Shack is a perfect example) can mass-produce inexpensive personal computers in quantities far greater than most computer stores can even dream of.

The hobby computer market offers little additional promise. Outside of the few areas where there are high concentrations of technically oriented individuals, there are simply too few people to support more than one hobby computer store.

Besides, the technically oriented hobbyist often tends to be the type of person who does not require, and is not willing to pay for, the support a computer store offers. The technically oriented hobbyist would rather save a few bucks by ordering a bare board from a mail-order house and appropriate the chips from work. The bottom line is that most hobbyists simply do not spend the type of dollars necessary to keep a store in business.

By far the most promising market for the majority of the current crop of computer stores is the vast number of businesses and schools that are literally crying for professional-quality computer hardware, complete service support and well-designed application software—all at a reasonable price. A few manufacturers are currently producing products that fill the need for reliable, professional-quality hardware. Several computer stores are now, or will shortly be, ready to provide the support a business demands. It is now past the time for the industry to produce well-designed application software to be made available for either off-the-shelf delivery by local computer stores, or as a basis for field modifications by the local computer store.

The Data Group, Inc., has been predicting these developments in the microcomputer market since late 1976. It was our own need for good business software, and an acute awareness of the needs of the industry, that led us to begin devoting the majority of our energies to producing the kind of business software that will help open this vast market to our fellow computer stores.

Inventory Control—Every Business Should Have It

For many businesses, particularly the retail and wholesale businesses for which POSIS was designed, the largest single asset item, by far, on the balance sheet is the investment in inventory. You cannot overemphasize the need for a business to keep tight controls on its largest investment. One of the keys to the success of many small businesses is to maintain inventory at such a level that a minimum amount of costly capital is invested, yet still keep a sufficient stock of the right kinds of products on hand and available for delivery.

The vast majority of small and medium-sized businesses still use the slow, costly, ineffective manual systems, if they maintain any inventory records at all. These systems generally require one or more clerks to laboriously take information from documents recording the sale and delivery of inventory and write the information onto some sort of file card. In the rapidly moving business world of today this method is clearly unacceptable.

The problems with manual inventory systems are many. One of the most obvious problems is the lack of timely accumulation of information. In a business with even a moderate number of daily transactions, it

1. 8080 or Z-80 based, S-100 bus microcomputer.
2. 48,000 bytes RAM addressed 0000 H-BFFF H.
3. One Micropolis dual-drive floppy-disk system (630,000 bytes of disk storage). A copy of Micropolis Disk BASIC Version 3.0 is also necessary.
4. An interface board with at least one RS-232 C port. Additional parallel or serial ports may be necessary depending on the type of printer (if any).
5. One serial video terminal (a Soroc IQ 120 is recommended).

Fig. 1. Hardware requirements to use POSIS (standard system configuration).

is certainly not unusual to find that information on the inventory file cards is as much as several days to several weeks out of date. Perhaps the only thing older than yesterday's news is yesterday's, or last week's, stock list. Up-to-date information is absolutely vital to a well-run inventory-control system.

Manual inventory systems are subject to all manner of human errors, ranging from errors in addition or subtraction to information recorded on the wrong file card. Even the best posting clerks make mistakes, which, at best, require a great deal of time to find and correct or, at worst, can cause lost sales due to the lack of an item in stock. Accurate information is absolutely vital to a well-run inventory-control system.

I could easily write pages on the inadequacies of manual inventory information systems. Most businessmen, however, are quite well aware of the inefficaciousness of manual systems and probably do not need or want to be reminded of such problems.

Microcomputers to the Rescue

POSIS, when used with a microcomputer system, allows small-to-medium-sized retail or wholesale businesses to use computers to put an end to the inefficiencies of manual inventory systems. The benefits of computerized inventory control using microcomputers are many; the risks and costs are few.

For many businesses the primary reason to switch to a computer is to eliminate the need for additional personnel. When you figure the cost of wages, employment taxes and miscellaneous costs, a clerk of minimum competence will cost at least $10,000 per year, probably more. A microcomputer using properly designed software will, in many cases, allow a company to process far more transactions without the need for additional personnel.

That a computer increases the efficiency of a business has been proven so many times that I will not waste time with examples. Since a microcomputer with POSIS will probably cost less than $10,000 and will certainly replace at least one additional person, the payback period will be one year or less. When you add in tax advantages, such as the 10 percent investment tax credit, the total cost of the system is reduced even further.

POSIS, A Summary of its Features

There are many reasons why we at The Data Group think POSIS is a major step forward in microcomputer-based business software. One of the most important is the basic philosophy behind POSIS. When we design a computer-based information system we do just that —design an information system. It just so happens that the tool we use to store and manipulate the information is a computer. The distinction we are attempting to draw here is between writing a computer program to produce business information and designing an information system around a computer.

It has been our experience that computer programs to produce business information tend to be written by programmers *for* programmers and, as such, fail to include many vital features. Our philosophy of designing an information system using a computer means that we approach the problem by realizing that clerks, managers and accountants, not programmers, are going to be the primary users of the system.

A computer system that is meant to be used in an environment where the majority of users are unfamiliar with computers *must* be totally interactive with the user. In other words, the computer must converse with the user in plain English, not in computer jargon. We consider this a prime factor in making POSIS a workable system. Aside from a couple of BASIC commands used to load POSIS into the computer from the floppy disk, POSIS leads the user every step of the way through the use of standard English.

In many computer programs currently available for microcomputers, we have found that there are many times when the user could easily be dropped out of the middle of the program because of a simple error in entering data. Many users, when confronted with an error message, a program line number, and a program statement, would have absolutely no idea what to do next. Futhermore, they would have no idea, and no way of finding out, what information had been altered before the program crashed and what information still had to be entered. This is totally unacceptable in a business environment.

POSIS contains the most extensive error-handling capabilities we have seen to date in microcomputer software. With POSIS, there are only a couple of obscure instances when an operator error could crash the program, and these errors are specifically stated in the instruction manual. In some cases POSIS will even question and refuse to accept information, such as unbalanced journal entries, that is obviously in error.

Security of both the computer itself and the data within the system is of prime concern in POSIS. Before a person is allowed to see the main menu (the list of possible functions within the system), a valid employee ID code must first be entered and verified by POSIS. When the employee has chosen which operation he wishes to perform, he must then enter the proper password for that operation.

Various operations are available to different employees depending on their level of authority. To prevent an employee from just sitting at the terminal and trying various combinations, the system will allow only five attempts to enter either the employee ID or password before denying that person access to the system and recording the attempted breach of security.

The vast majority of user errors that could cause destruction of information stored on the disks have been anticipated and are handled by the system. Further integrity of the data has been achieved by a simple, yet complete, regime of maintaining backup copies of all data that might be subject to destruction.

In addition, we use the *transaction diskette* method of storing the information that is entered into the system. The data entered into the system is recorded on one particular diskette which, at the end of the day, is used to update information on a permanent *accounts*

1. A hard-copy device (printer).
2. Additional 12,000 bytes RAM.
3. Additional Micropolis dual-drive floppy-disk system (total of 1,260,000 bytes disk storage).
4. Additional video terminals and associated hardware. Note: Access to the computer by additional terminals will be serial, that is, only one terminal will be able to access the system at any one time. All other will wait.

Fig. 2. Optional hardware.

diskette. In the unlikely event of a power failure or other major interruption in the use of the system, the permanent information on the accounts diskette and other records generated either by the system or manually can be used to reconstruct the lost data.

In the writing of computerized information systems, one person who almost always seems to be overlooked is the accountant. POSIS was designed by an accountant with the needs of the auditor or accountant in mind. POSIS records a summary of each and every piece of information entered into the system and provides a clear, easy-to-follow audit trail in order that an independent auditor may verify the accuracy of the information stored in the computer.

Double-entry accounting, balancing the debits and credits, is universally accepted in the United States as the proper accounting method. This may seem to be a self-evident statement; however, it is one that must be considered in designing an accounting system. All accounting information contained in POSIS is in the form of offsetting debits and credits. This provides another self-check within the system against both human and hardware failures.

From the viewpoint of the accountant, an area of prime concern is that an inventory control system maintain an accurate, consistent and sound method of placing a value on the inventory. A great deal of thought has been put into the inventory valuation method POSIS uses. Since most businesses use a FIFO (first in-first out) method of inventory valuation, this is the valuation method we chose for POSIS.

It is also important to remember that in actual business situations a product may be in stock at more than one price. While the details of how POSIS handles multiple levels of inventory costs are very lengthy, it is important to know that POSIS recognizes the prime importance of inventory valuation.

One of the major complaints about the entire microcomputer industry is that there is a severe lack of proper documentation. POSIS comes with an extensive user's manual that not only explains in detail the operation of POSIS, but also devotes considerable material to the use of POSIS as part of an accounting and management information system.

Additional documentation available to distributors and dealers includes a completely documented programmer's manual with flowcharts, information about the structure of the data files and other information necessary to proper field maintenance and modification.

The accompanying figures provide an overview of POSIS. Fig. 1 lists the hardware configuration necessary to run POSIS; Fig. 2 lists optional hardware that POSIS can use; Fig. 3 lists the information stored on each item; Fig. 4 lists the accounting information stored in POSIS; and Fig. 5 lists the reports generated by POSIS.

POSIS is now available for delivery to individual users at a cost of $750. Dealer inquiries are welcome. The Data Group, Inc., 8077 Bramwood Ct., Indianapolis IN 46250. ■

NAME	STORAGE FORMAT	# DIGITS (CHARS)
Manufacturer Code	xxx	3
Item Code	xxxxx	5
Special Order Code	x	1
Product Description	xxxxxxxxxxxxxxx	15
Retail Price/unit	xxxxx.xx	8 (incl '.')
Min Stock Level	xxxxx	5
Max Stock Level	xxxxx	5
Current Cost/unit	xxxxx.xx	8
# in Stock (current cost)	xxxxx	5
Previous Cost/unit	xxxxx.xx	8
# in Stock (previous cost)	xxxxx	5
Last Order Date (purchase order date)	xxxxxx	6
# Ordered—Last Order Date	xxxxx	5
Tot # Ordered—Not Recv'd	xxxxx	5
Tot # Back Ordered	xxxxx	5

3000 unique products may be stored with the standard system configuration. The addition of the optional dual-drive floppy-disk system will increase the number of products by 9000.

Fig. 3. Information stored on each item in inventory (© 1978 by Bruce A. Barker).

Format	Account #	Account Name
x,xxx,xxx.xx	102	Cash
xxx,xxx,xxx.xx	120	Inventory
xxx,xxx.xx	129	Inventory receivable
x,xxx,xxx.xx	201	Purchases
xxx,xxx.xx	260	Deposits received, goods not delivered
xxx,xxx.xx	250	Sales tax payable
xx,xxx.xx	280	Charge-card fee payable
xxx,xxx,xxx.xx	8100	Sales
x,xxx,xxx.xx	8130	Service
xxx,xxx,xxx.xx	8200	Tax-exempt sales
x,xxx,xxx.xx	8230	Tax-exempt service
xxx,xxx,xxx.xx	7100	Cost of goods sold
xxx,xxx.xx	7370	Charge-card expense
xxx,xxx.xx	7110	Incoming shipping expense
xxx,xxx,xxx.xx	9010	Loss due to theft, damage, etc.

Fig. 4. Accounting information stored (© 1978 by Bruce A. Barker).

1. Items over or under maximum/minimum stock level (items needing to be reordered).
2. Stock reports.
   a. Price List.
   b. Full report of all information stored on each item.
3. Recall sales receipts by receipt number, or list all sales receipts.
4. List summary of all transactions entered on a diskette.
5. List attempted security breaches.
6. List items on back order.
7. The following sales analysis reports will be available in future updates: (those with * are now available)
   *a. Inventory mix report (percent of total inventory represented by each item).
   *b. Sales mix and turnover. Percent of total sales represented by the sales of each item. Number of units sold per month.
   c. Gross margin analysis. Percent of total gross profit represented by the individual gross margins of items sold.
   d. Other reports may be added as requested.

Fig. 5. Reports generated.

Radio Shack's personal computer system?
This ad just might make you a believer.

You can't beat the 4K system at $599



TRS-80 "Breakthru"
- TRS-80 microcomputer
- 12" video display
- Professional keyboard
- Power supply
- Cassette tape recorder
- 4K RAM, Level-I BASIC
- 232-page manual
- 2 game cassettes

...or the step-up 16K system at $899

TRS-80 "Sweet 16"
- Above, except includes 16K RAM

...or the fast 4K/printer system at $1198

TRS-80 "Educator"
- Above, except includes 4K RAM and screen printer

...or the Level-II 16K/printer/disk system at $2385

TRS-80 "Professional"
- Above, except includes 16K RAM, disk drive, expansion interface, and Level-II BASIC

So how are you gonna beat the system that does this much for this little? No way!

...The amazing new 32K/Level-II/2-disk/ line printer system at $3874

TRS-80 "Business"
- Above, except includes 32K RAM, line printer, and two disk drives

Get details and order now at Radio Shack stores and dealers in the USA, Canada, UK, Australia, Belgium, Holland, France, Japan.
Write Radio Shack, Division of Tandy Corporation, Dept. C-053, 1400 One Tandy Center, Fort Worth, Texas 76102. Ask for Catalog TRS-80.

Radio Shack®
The biggest name in little computers®

Financier/Mortgage with Prepayment (from Instant Software)

It's fun to toot your own horn once in a while. This unsolicited (no kidding!) review describes and evaluates a pair of PET programs from our Instant Software line.

D. Borland
36 Ainsdale Rd.
Toronto, Ontario M1R 3Y8

Both programs are prerecorded on one cassette, nicely packaged in a hard paper box with imprinted names of the progams. A small booklet containing the program listing and instructions on how to run the programs is enclosed.

The first program, "Financier," is definitely the best and the most useful financial application I have seen so far on personal computers. It can perform ten different financial calculations, such as one-time investments, regular deposits, remaining balance on a loan, etc.

The program is truly self-explanatory, and I could operate it even without looking at the enclosed booklet. After I typed in "RUN," the program displayed the heading with the program name and description, and then it advanced to the next screen with a list of the available financial groups (investment, depreciation, loans). I first selected the "Cost of Borrowing" option in the loan group, and then I ran it several times, varying the interest rate and term of loan, trying to find the lowest cost. Also, the other options are quite useful, particularly the investment group with the breakdown of invested capital, accumulated interest and the total value.

Operating the program for the first time, I was confused about the correct input for the term of investment. As I entered the full year only, another prompt for the number of months was produced. This denotes that when the term is entered, both the years and months are to be entered and separated by a comma.

The entire program resides in about 7K, and after the allocation of the variables, I found there were only 20 bytes left in the memory. However, the program doesn't make use of overlays, as some of the bigger programs do, and thus the entire program resides permanently in the memory. Because of the size, it takes rather long to load the program into the memory (about two minutes). Once the program is in the memory, it will execute surprisingly fast. The screen layout is neat, and the formatting of the displayed results is nicely arranged. I especially liked the alignment of the monetary amounts in the breakdown and totals.

The second program will be of use primarily to people contemplating the purchase of a home or currently financing a mortgage. First it calculates and displays the regular payments on a loan or mortgage. In contrast to other mortgage programs, this program demonstrates the savings resulting from paying the anniversary prepayments on the mortgage.

I was surprised to learn that if I borrowed on a short-term loan for the prepayments, even at a higher interest rate than the original mortgage, I could experience a savings.

Well, if you are thinking about purchasing a house or condominium, then you would be well advised to invest first in this program and a PET, if you don't own one yet. Then you can run a couple of calculations, find the optimal mortgage and prepayment for you, and the achieved savings will surly justify the cost of your computer. You may even find enough money from the savings to upgrade your equipment. There are two more options in the program—one is the amortization schedule for a mortgage with or without the prepayment; the other is a detailed explanation of how the prepayment works. The progam is easy to operate and the screen layouts are well designed.

Two things in this progam deserve comment. (1) The mortgage calculation employs the simple monthly interest method, whereas most Canadian mortgage companies use semiannually compounding methods. (2) The progam does not allow for variable prepayments. Also, this program seems to use a lot of memory (there were only 101 free bytes left over).

In summary, if you own a PET computer this package is an excellent buy for $7.95. I suggest you take a look at it durin[illegible]ur next visit to your loc[illegible] puter store.■

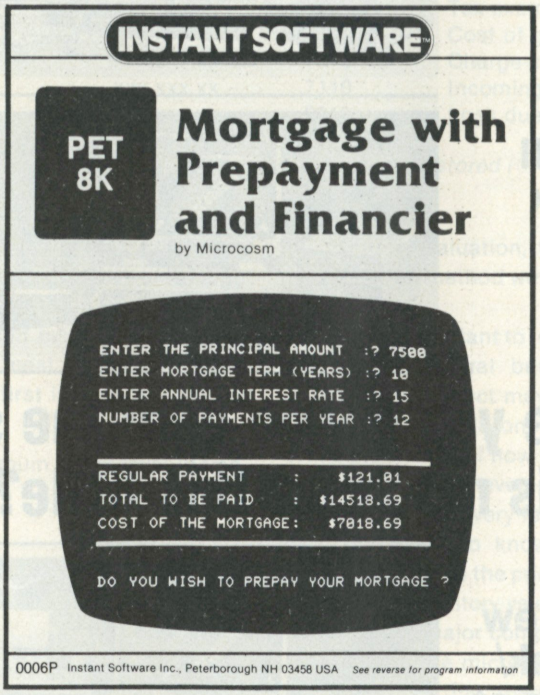

An advanced desktop data system for $1,995? Quitcherkiddin',* TANO.

We're not kiddin'.
Outpost 11 is exactly that. You get:

- **A ruggedly designed unit, intended for heavy use**
- **Full ASCII keyboard**
- **24 x 80 character CRT**
- **32K bytes RAM**
- **M6800 CPU**
- **Mini-floppy disk drive and controller**
- **BASIC software package**
- **Over 20 applications packages available**
- **User documentation**

Just like this, for only

$1995

COMPLETE

With Outpost 11 and the BASIC software package, you can:
Do full floating point BCD math ● Program SAVE and LOAD with file names ● Program MERGE and CHAIN ● ON ERROR statement ● String variables and functions ● Trig and math functions ● GET, PUT and FIELD statements ● Floppy file processor.

You've been waiting a long time for a Data System with all these features at a price like this. Now it's yours. No kiddin'.

Quit your kidding

Order Form

Quitcherkiddin', TANO. I'm calling your hand. Send me _____ Outpost 11's as described in your ad. Here's my deposit of $200 each, plus $35 freight and insurance. I'll pay the balance on delivery.

Name _____

Company/Title _____

Shipping Address _____

Telephone _____ Signature _____

Mail to:

TANO T37
Corporation
4521 W. Napoleon Avenue
Metairie, La. 70001
(504) 888-4884
TWX 810-591-5229

Sales Offices: Los Angeles, CA—213/426-7375 • Montreal, Canada—514/934-0000 • Boston, MA—617/969-4650 • Dallas, TX—214/358-1307 • Houston, TX—713/461-0038 • Denver, Col.—303/841-2788 • San Francisco, CA—408/377-7001 • Chicago, IL—312/830-0060 • Atlanta, GA—404/252-6609 • Washington, DC—301/593-1559 •

Hey, Kids! It's "Mickey Modem"! (Not a Toy)

We've all been waiting for this—an excitingly simple way to interconnect computers via the telephone lines. Well, wait no longer! We feel certain that you'll love this.

Stephen Gibson
PO Box 38386
Los Angeles CA 90038

The most practical way for computer hobbyists to trade programs is by direct computer linkup. Paper tape, cassettes, disks and printed listings are only stepping-stones to getting the program out of someone else's machine and into yours. Sure you want a copy to save for later use, but you may have to wait until the next computer club meeting or a more convenient time to swap your software.

Use your computer as a stand-alone terminal by tying the cassette port to Ma Bell with simple software and this handy gadget.

The simple solution is to interconnect your computers over the normal telephone lines. Not only could you trade programs, but also you could have some real fun with your hobby by playing interactive games. After all, why should you always lose to your computer? At least you have a chance when you play another human!

Easier Said Than Done

Most computer-to-telephone interfaces used today are called *modems*. They convert your computer's TTL, current loop or RS-232 levels to tones that can be sent over the phone lines at a reduced error rate using a method of frequency shift keying. They generally use two separate frequency bands for transmission and reception. In the Bell 103 modem, for instance, 1070 Hz and 1270 Hz are used to send, while 2025 and 2225 are used to receive.

To communicate, one hobbyist uses a modem like the 103 above called an "originate" modem. The other hobbyist must use a different modem with opposite sets of send and receive frequencies called an "answer" modem.

That these terms, originate and answer, make no sense in a hobbyist computer-to-computer linkup is just the tip of the iceberg. So far, we might need one each! Nice redundancy, but lousy economics because modems in general aren't inexpensive. Unless you build a kit or buy one new, you are forced to comb the surplus market for one with low mileage and price.

The real problem surfaces when you discover that most surplus modems are originate only! Besides the originate unit, you're going to need an answer modem, or better yet, a combo unit . . . and they're hard to find. On the other hand, you could try to modify yours to make it a combo unit. But overall, there's no easy way to get a modem working without having to shell out some cash and/or grief. At this point you might wisely consider the project a total waste and continue trading programs on cassette and the like.

Enter the Mighty "Mickey"

Why not send the cassette interface audio directly over the phone lines? And why can't you connect your computer's cassette port to the phone and talk direct or play games on each other's computers? It's possible. In fact, it works for most cassette I/O formats so long as you stay with the local phone lines. Long-distance lines have narrower bandwidth and exhibit other kinds of distortion that cause some cassette I/O formats to not work as well as others.

You can make a super simple interconnection with a gadget I

call "Mickey Modem" . . . because "Mickey" isn't quite a modem. It's really two IC amplifiers wired to a hybrid network connected to your phone line.

A note of caution is in order here. Despite recent court rulings, you should still determine if your local phone company requires a coupler to the line. Mickey is legal for direct connection only in some parts of the country.

Disgustingly Simple Circuit!

Your computer cassette port output feeds line driver Amp A1 (see Fig. 1). The level is adjusted by R1 for 0 dbm on the meter. A1 drives the phone line through a network of resistors, R2, R3, R4 and T1. It is here that we are able to feed the proper level to the line from A1 but not overdrive the input amplifier A2 to hassle our eardrums . . . and the computers!

The way it all works is rather simple. Amplifier A1 feeds the junction of R2 and R3, and the signal is coupled to the line via T1. If variable resistor R4 is adjusted to equal the line resistance presented T1, the voltages from A1 that appear at the opposite ends of R2 and R3 will be equal. Therefore, the output of amplifier A2, wired in a differential mode, will be zero.

So much for theory. Actually, the best suppression you can get is wholly dependent on line reactance and may vary from 30 to 40 db. At worst, this is more than adequate for a condition here that calls for only 10 to 20 db rejection. In practice, R4 is adjusted for an equal send and receive level from the speaker and simply forgotten. More on this later.

The signal coming in from the line is amplified by A2 and feeds the computer's cassette port input. It also feeds a speaker through a 47 Ohm resistor for a convenient volume. The .005 capacitor across R7 suppresses noise from the line only at high-gain settings due to the parallel RC combination.

Easy-Construction Tips

"Mickey" can fit into any box you may already have. After all, 2 ICs, a transformer and batteries don't take up much space. on the other hand, you might decide to use a larger, more attractive case as seen in the photos. This would provide you with space for sound effects or music goodies when you add them . . . especially since you already have an amplifier wired up, ready to go!

The meter and controls fit nicely on the sloping panel of an LMB 1042 box. The I/O control jacks are located on the side. I put mine in the same relative position as those on a Radio Shack CTR-41 recorder. A TRS-80 user might find this location very convenient. Simply exchanging the plugs from the recorder to Mickey Modem is all that is necessary to interface the TRS-80 to Ma Bell!

I assembled the circuit on a Radio Shack 276-151 Experimenters PC board. A board half this size would have worked, but why bother if you plan to shove it into a big box? The transformer is mounted on a scrap piece of aluminum and bolted to the case with 6-32 hardware. Even though the average local loop impedance between your phone and the central office is around 900 Ohms, a 600/600 Ohm line transformer will work just fine for T1. I used a Triad A67J, but a cheap import 600 Ohm or even 1000 Ohm unit will work because the signal is under a milliwatt, and R4, when adjusted, equalizes the slight mismatch.

The application notes for the LM-386 IC amplifier call for a 10 Ohm resistor and a series .1 uF RC combination to suppress an annoying oscillation that occurs at higher current levels. I breadboarded the circuit and discovered that the unit works very well without the 10 Ohm resistor in this particular application. That's two less parts to dig up. Controls R1 and R4 can be PC card pots. You will set them only once.

The unit is activated by the computer. Why not? The TRS-80 and the Tarbell inter-

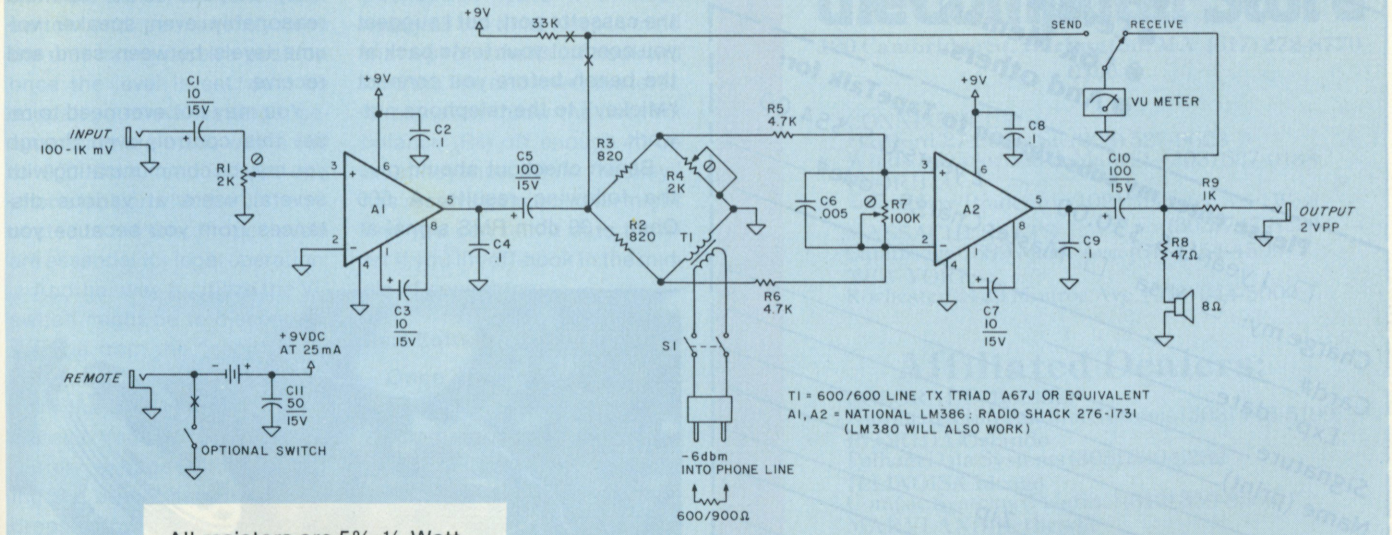

All resistors are 5% ¼ Watt.
All 'lytics rated over 9 V (15 V).
An import 600/600 tx will work.

The gain of either amp can be reduced from 46 db to 26 db by removing C3 or C7. R1 and R4 are audio taper and can be mounted on circuit board. They are set only once. You may not need the VU switch. Just hard-wire to the "receive" line. Radio Shack 276-151 PC board is a simple way to go.

Setup: Feed 400 Hz @ 100 mV rms into input and set R1 level for -6 to -10 dbm into phone line. Unit must be connected to 600-900 Ohm load for test. (The line is a good 800-900 Ohm load!) Adjust R4 for a minimum level on "receive" VU position. A -30 dbm 600-900 Ohm signal into the phone jack will put about 2 V P.P. at output jack. C6 cuts noise on the line only at high volume settings. C4 and C9 cut low end "fuzzies." TRS-80 fans should connect "ear" line to Output, "aux" line to Input and remote to remote!

Fig. 1. Only two IC amplifiers and a hybrid network are needed to interface cassette port audio to the phone lines. The wires marked with an "X" are possible modifications to read battery voltage after initial calibration. See text for details.

TapeTalk™ for your TRS-80

TapeTalk™, a truly unique publication for the first generation of computer pioneers, is a bi-monthly "magazine" exclusively for the TRS-80 system.

All on cassette—just load it in.

We are dedicated to the premise that you deserve the full potential from your TRS-80.

Tape Talk Forum ● CompTutor™ ● What's New (Around the House) ● The Game Room ● Small Business Advisor ● TapeTalk Classified! ● TapeTalk Teaser's

CONTESTS ✶ DRAWINGS ✶ PRIZES

WIN
- **Screen Printer**
- **Expansion Interface**
- **Level-II BASIC (ROM)**
- **16K Memory (RAM)**
- **And others.**

Please enter my subscription to TapeTalk for:

☐ 1 year-U.S. $30.00 ☐ 2 years-U.S. $54.00

Charge my: ☐ Visa ☐ Master Charge, code#

Card#

Exp. date

Signature

Name (print)

Address

City Zip

State

Nickname Telephone#

☐ 4K ☐ Level I

☐ 16K ☐ Level II

For C.O.D., MasterCharge or Visa orders call: 1 (800) 835-2246

Make Check or Money Order payable to:

TapeTalk™ T40

P.O. Box 54014
San Jose CA 95154

MAIL COUPON OR CALL TODAY (408) 629-2461

faces have this capability. Before a cassette read or write, a relay, operating under software is closed and turns on the unit. If the battery life is unimportant, you can simply substitute an SPST switch for the remote jack function. I wired two batteries in parallel . . . hardly worth the effort because the unit draws a paltry 25 mA.

Be sure to use shielded wire between the circuit card and the controls. The high gain of the IC Amps can cause unwanted oscillation due to feedback. If you use a common ground bus and ground all shields at one point, you'll do fine.

Final Operational Checkout or Making "Mickey" Talk!

Install a spare telephone jack next to your phone and a mating plug on the end of "Mickey's" I/O line. "Mickey" should be wired to the red and green wires of the telephone jack. If the Remote jack circuit is closed, you should hear a nice loud dial tone from the speaker when S1 is switched to the line. You can test the unit with tones from the cassette port, but I suggest you conduct your tests back at the bench before you connect "Mickey" to the telephone network.

Bench checkout should give the following results. A 600 Ohm, −30 dbm RMS signal at 400 Hz fed to "Mickey's" telephone line input should produce better than 0 db on the meter with R7 wide open. The signal feeding the computer will be around 600 to 800 mV RMS and present a source resistance of about 1000 Ohms.

Looking the other way . . . a 100 mV signal from the computer should be adjusted by R1 to read 0 db on the VU meter, which will produce −6 to −10 dbm into a 600 to 900 Ohm load connected to "Mickey's" phone line jack. You can remove C3 to drop the gain of A1, 20 db if your computer output level is greater than 100 mV.

R4 is adjusted by feeding a signal from your computer into the line after you've reached another user. You simply set the VU switch to "receive" and adjust R4 for a minimum reading on the meter. You are looking at feedthrough from A1. So if the meter is reading off scale, simply reduce the "send" level long enough to find a convenient R4 null point. This is not a critical control from a circuit operation standpoint. Its primary purpose is to maintain reasonably even speaker volume levels between send and receive.

You may not ever need to reset this control, even though you may be communicating with several users at various distances from you because you

A hold button cuts noise on the line during data transfers. The unit in the photo is marketed under the name "Phone Censor" and is easy to install between the microphone and the handle.



Mounting I/O and control jacks in the same position as the cassette recorder makes changeover to Mickey Modem a snap. Here, the jacks line up with a CTR-41 recorder for a TRS-80 computer.

will always be tied to the same amplifier at the central office. And unless the phone company installs an extra couple of miles of cable between you and that first amplifier, you just set R4 once and forget it!

Some Nifty Mods

Inasmuch as the send level is preset, you might choose to eliminate the send/receive meter switch and permanently wire the unit in the receive position once the level is set. Just be sure all your level setting measurements are made with a 600 to 900 Ohm load across the phone jack or with the unit connected to the line. Proper levels are essential for legal operation.

Another way to utilize the VU switch might be to disconnect the line from the "send" position and connect a 33k resistor from the battery to the switch instead. You can then check on battery voltage without opening the box. When the battery drops below about 7 volts, the meter will no longer read above 100 percent and tell you it's time for a change. Adjust the resistor size to suit your own tastes; the VU indication is only relative. You can operate the unit with or without your phone off-hook.

A useful device that's marketed under several names as seen in the photo can function as a quickie "hold" button. It slips between the microphone cartridge and the handle of the phone. A button on the side allows you to shut off the mike during a data transfer, yet allows you to listen or carry on a conversation. This is a very nice feature when you are both debugging a piece of software. Two users can discuss various mods, then squirt them back and forth until either person finds a solution.

I use a Heathkit speakerphone and leave it off-hook nearly all the time. Keep in mind that a phone that's off-hook will load the line and lower the level. It may even throw the network balance (R4) off enough to be an annoyance. While "Mickey" has reserve gain, you still might find you can ruin a data transfer if you lift off-hook in the middle of something.

Real Software Fun!

Once you've passed the checkout phase, you can trade programs with ease. You simply type "CLOAD," for instance, while the other computer is in the "CSAVE" mode. Other cassette I/O conventions exist, but I'm sure you get the idea.

Now for the interactive connection. This next step is where the real fun of this hobby begins. To illustrate the point, I've included an interactive program. The only translation problems you might have are those relating to your cassette I/O commands. For example, Radio Shack BASIC software incorporates a "PRINT #" and an "INPUT #" command to read and write data variables to cas-

We sell computers that make sense.



Data General microNOVA™

The Computer Store and its Affiliated Dealers feature the powerful microNOVA™ computer for commercial applications.

We can solve your data processing problems at a surprisingly affordable price!

Comprehensive Applications Software / In Stock-Available Now. Put It to Work for You.

See the microNOVA™:

the Computer Store™

120 Cambridge St. Burlington, MA (617) 272-8770

C100

CONNECTICUT
Hartford/27 Lewis St. (203) 527-9623
Windsor Locks/630 S. Main St. (203) 627-0188
FLORIDA
Tampa Bay/Bradenton/1021 Manatee Ave. West (303) 747-8223
MASSACHUSETTS
Cambridge/1689 Mass. Ave. (617) 354-4599
NEW YORK
Rochester/2423 Monroe Ave. (716) 244-5000

Affiliated Dealers:

COLORADO/ Boulder
Automated Information Systems (303) 443-5199
FLORIDA/Orlando
Pelham Data Systems (305) 830-6282
ILLINOIS/Chicago
Compac Systems (Palatine) (312) 359-8566
MARYLAND/Bethesda
ABC Data (301) 986-0552
MISSOURI/St. Louis
Computer Consultants, Inc. (314) 993-5000
NEW HAMPSHIRE/Nashua
Computer Mart (603) 883-2386
NEW JERSEY/Rochelle Park
Micro General (201) 843-0977
TENNESSEE/Memphis
Delta Professional Systems (901) 761-3272
TEXAS/Wichita Falls
The Computer Center (new listing)
AUSTRALIA/New South Wales (Katora)
Sirasch Engineering 430-992

Dealerships * Franchise opportunities available.



The circuit is assembled on an Experimenters PC board and bolted to the case bottom with the transformer and batteries. Shielded wires are used between the circuit board and the controls to eliminate feedback. Control R4 can be mounted on the board or the rear of the case as shown. A standard four-prong telephone plug connects the unit to the line.

sette.

Other cassette I/O commands such as "OUT" can be easily adapted to this TRS-80 program. You can do it with Mits ACRs or Tarbells to name just two. Simply substitute the appropriate cassette I/O command.

The only interactive software difficulty that I've encountered involves keeping track of each user's variables and system timing. A generous use of FOR/NEXT loops keeps each user in step and obviates the possibility that one machine may enter a data transmission mode before the other is ready to receive. This all happens in a fraction of a second, and the users are generally not aware of it . . . but neither can they screw it up!

Interactive 23 Bytes . . . Just to Get Your Feet Wet

The game of 23 Bytes (Yup . . . bytes!) is a good example to illustrate foolproof interactive operation. The rules are simple enough. "You see, there is this stack of 23 bytes." The stack, as many soon learn, is from the top . . . down.

Anyway, someone goes first and can remove one, two or three bytes from the stack. The other player takes his turn and removes one, two or three bytes from the stack. Each player takes a turn, and the stack shrinks. The player that must take the last byte loses. Similar versions of this BASIC program use 23 matches or 23 cards. Usually you play the computer and lose . . . until now!

Program Description

The program goes through the initialization machinations up through line 75. The CLS command clears the screen in Radio Shack BASIC. The line 4000 subroutine called in line 15 gets your name and your opponent's (A$ and B$). Variable J is simply a game counter.

Someone must go first. Since you both are operating on independent computers, you must make this decision ahead of time. Naturally you could have one computer decide, then tell the other, but let's stay with the basics, then branch out to other possibilities.

Once you decide who goes first and have entered it in the program Z, the computer then enters one of two routines beginning at line 100. If you were to go first, Z would be 1 on your machine, but it would be 2 on your opponent's. Based on the value of Z, your computer would enter the "Your Turn" subroutine at line 1000, while your opponent's machine enters the "Opponent's Turn" routine at line 2000 because the value he input to Z was 2.

Each computer trades off the value of Z (1 or 2) between each of you as you each take turns. Stated another way, your machine is in one routine while your opponent's is in another . . . then you each switch routines.

The other subroutine beyond this point is a timing loop called "wait loop" to assure both routines run in step. You can shorten this loop when you get the hang of interactive operation.

Digging deeper into the "Your Turn" routine, you're asked how many bytes you want in line 1040. The value you input is sent to your opponent's computer via the cassette port in line 1050. The line 3000 "Flag on Play" subroutine called in line 1060 then tests for valid play. The other variables in the "Your Turn" subroutine (W & L) are simply wrong answer counters for each turn. We exit the routine in line 1090. But not before we tell the computer that it is now your opponent's turn (Z = 2).

Going back to line 100 and the "Take Turns" routine, the computer now knows it is your opponent's turn (Z = 2) and so it branches to the "Opponent's Turn" routine at line 2000. These routines are essentially the



Playing interactive games over the phone lines is just one application for Mickey Modem. Businesses can exchange data between satellite offices. And the deaf network users can get rid of their old Teletypes.

same, except for the getting of data from your opponent's computer at line 2040. Notice that Z is reset to 1 (your turn) before we exit. So your computer, for want of better words, zigzags back and forth from these routines, depending on the value of Z.

The "Referee" subroutine at 3000 tests for a valid move, then performs the subtraction from the stack of bytes. If an invalid move was attempted, a branch is made to the line 3100 routine where both players are notified. The wrong answer counters are incremented, and the player is given a second chance. If he still "muffs it," the game is called. The routines at line 3200 and 3300 are the "Win/Lose" and "Game over" exiting routines.

If you've managed to stay with the program description to this point, you may notice that the routines are structured so they can be applied to nearly any interactive program. Of course, the rules and game-related calculations would be different, but the basic subroutine structure and counters can stay the same. Once the details are worked out, it is easy to apply your own pet games to this program structure.

Getting Started Is the Slowest Part!

Mickey Modem is so simple to build that just getting the parts together may be the hardest part. Nothing in the circuit is critical other than the need for adequate shielding. For many, the data exchange speed may be slow. But as the old computer bromide goes, "If it's faster than you can read it . . . it's fast enough!" If you find you really need more speed, then go for the throat and install a wide-band laser link.

On the other hand, you can have a ball with this arrangement, especially when you pull a super sneaky feat on your opponent by modifying the software routines in your machine so your opponent is really playing your computer alone . . . and losing! Devilish, isn't it?■

```
1 REM
2 REM INTERACTIVE 23 BYTES
3 REM BY SC GIBSON 1/9/77
4 REM
5 CLS:PRINT"THIS IS THE NEAT GAME OF...":PRINT
10 PRINT"   *** 23 BYTES ***":PRINT
15 GOSUB4000:REM GET NAMES
20 J=0:REM SET GAME CNTR
25 PRINT"NOW DECIDE BETWEEN YOU WHO GOES FIRST..."
30 PRINTA$;" = 1   AND   ";B$;" = 2"
35 INPUT Z :IFZ>2THEN30:IFZ<1THEN30:IFZ<>INT(Z)THEN30
40 CLS:PRINT"HERE ARE THE RULES..."
45 PRINT"WE START WITH 23 BYTES. EACH PLAYER IN TURN CAN TAKE"
50 PRINT"1,2 OR 3 BYTES FROM THE PILE. THE PLAYER THAT TAKES"
55 PRINT"THE LAST BYTE...LOSES!":PRINT
60 PRINT"I'LL BE THE REFEREE AND KEEP SCORE. NO CHEATING!!!!"
65 FORN=1TO1000:NEXTN:PRINT"OH YES....FOR THOSE OF YOU THAT WONDER,"
70 PRINT"A 'BYTE' IS WHAT RADIO SHACK GETS FROM IBM'S MARKET!!!"
75 FORT=1TO5:GOSUB5000:NEXTT
77 REM
80 REM BEGIN GAME HERE
85 GOSUB5000:GOSUB5000:CLS
90 PRINT"READY...":X=23:J=J+1:PRINT"THIS IS GAME #"; J
95 REM
100 REM TAKE TURNS FROM HERE
105 GOSUB5000:CLS
110 IFZ=1 THEN1000
120 IFZ=2 THEN2000
130 REM VERY HARD TO GET PAST HERE
1000 REM
1010 REM YOUR TURN
1020 W=0:L=0:REM WRONG ANSWER CNTRS
1030 PRINT"THERE ARE NOW ";X;" BYTES."
1040 INPUT"HOW MANY DO YOU TAKE ";Y:PRINT"THANK YOU.":PRINT"PLEASE STAND BY..."
1045 L=L+1
1050 PRINT#-1,Y:REM PRINT TO OTHER PLAYER
1060 GOSUB3000:REM TST 4 VALID PLAY
1065 IFL=2THEN1080
1070 IFW=1THEN1030:REM 2ND CHANCE
1080 Z=2
1090 GOTO100
2000 REM OTHERS TURN
2010 W=0:L=0:REM WRONG ANSWER CNTRS
2020 PRINT"THERE ARE NOW ";X;" BYTES."
2030 PRINT"AND NOW ";B$;" TAKES A TURN.  PLEASE STAND BY..."
2040 INPUT#-1,Y:PRINTB$;" JUST TOOK ";Y;" BYTES."
2045 L=L+1
2050 GOSUB3000:REM TST 4 VALID PLAY
2055 IFL=2THEN2070
2060 IFW=1THEN2020:REM 2ND CHANCE
2070 Z=1
2080 GOTO100
2090 REM
3000 REM 'FLAG ON THE PLAY TEST'
3010 REM
3020 IFY>XTHEN3100
3030 IFY<>INT(Y)THEN3100
3040 IFY<1THEN3100
3050 IFY>3THEN3100
3060 X=X-Y:REM YANK OUT BYTES
3070 IFX=0THEN3200:REM GAME OVER
3080 RETURN
3100 REM REFEREE SHOWS MUSCLES...
3110 W=W+1:CLS:PRINT"OK....BEEP...BEEP.....STOP THE MUSIC!!!"
3115 PRINT:REM SKIP SPACE WHILE COMPUTER COOLS OFF
3120 IFZ=1THENPRINTA$;
3125 IFZ=2THENPRINTB$;
3130 PRINT" JUST TRIED TO PULL A FAST ONE!"
3135 IFW>1THEN3300:REM REAL TROUBLE
3140 PRINT"I'M JUST AS SMART AS AN IBM 370 AND"
3150 PRINT"I KNOW MY BITS FROM MY BYTES...SO LET'S STICK TO THE RULES."
3160 PRINT"I'LL GIVE YOU ANOTHER CHANCE.":RETURN
3200 REM WIN/LOSE
3210 PRINT"TOO BAD...";
3215 IFZ=1THENPRINTA$;
3220 IFZ=2THENPRINTB$;
3230 PRINT" LOST THIS ONE.":PRINT"BETTER LUCK NEXT TIME."
3240 PRINT"OKAY...LET'S PLAY AGAIN.":GOTO80
3300 PRINT"THIS GAME IS OVER. ";
3305 IFZ=1THENPRINTA$;
3310 IFZ=2THENPRINTB$;
3315 PRINT" WONT PLAY FAIR.":GOSUB5000
3320 FORN=1TO10:NEXTN:PRINT".....SPOIL SPORT!"
3330 GOSUB5000:GOSUB5000:GOTO80
4000 REM
4010 REM GET PLAYER NAMES
4020 INPUT"WHAT IS YOUR NAME ";A$
4030 PRINT"OKAY ";A$;", WHAT IS YOUR OPPONENT'S NAME?"
4050 INPUT B$
4060 RETURN
5000 REM
5010 REM THE GEE WHIZ 'LET'S WAIT' LOOP
5020 FORN=1TO1000:NEXTN:RETURN
```

Program listing.

TARBELL SOFTWARE
Extensive & Inexpensive.

TARBELL CASSETTE BASIC only $36.00

Most features of ALTAIR* Extended BASIC are included PLUS these added features:

- Assignment of I/O
- Alphanumeric line labels
- Unlimited length of strings
- Unlimited length of variable names
- Procedures with independent variables
- Number system 10 digits BCD integer or floating point

Included are commands unique to TARBELL CASSETTE BASIC which provide capabilities to:

• Initialize I/O channel • Assign a physical device to a logical device • Drop an I/O channel previously assigned • Save the BASIC interpreter and monitor or I/O routines on cassette • Cause programs to be appended onto programs already in memory • Call a procedure and pass variables on the list • Cause interpreter to enter edit mode using 15 single character edit commands.

Tarbell BASIC occupies 18K of RAM. Source is available on cassette, CP/M** Disk, and printout---all at reasonable prices. Price for TARBELL CASSETTE BASIC and complete documentation: $36.00.

CP/M Disk Operating System

The I/O section of this software has been modified to operate with the TARBELL Floppy Disk Interface in 24K bytes of memory. Five commands permit listing of directory, typing contents of an ASCII file, renaming a file, erasing a file from disk, and saving memory on disk. Fourteen programs are included which are invoked like commands. Six source files are included for transferring between TARBELL Cassette and disk, cold-start loading, Basic I/O system with drivers, and reformatting crashed diskettes. Documentation includes a listing of BIOS and instructions to patch CBIOS for your system. Price is $100 on CP/M diskette with documentation. (CP/M is a product of Digital Research).

CP/M 1.4 Update Package

A TARBELL Update Package for those now using CP/M 1.3 is now available on diskette. The Update Package adds new commands and the ability to access four disk drives, as well as 2 new CP/M manuals, TARBELL CP/M User's Guide and a new BIOS listing. Price: $50.00.

SPOOLER

This 8080 program will save many hours of computing time. It intercepts all output to the list device, spools the output to a high-speed disk file, and directs the spooled data to a low-speed printer during unused cycle time while the CPU waits for transfer of data to and from the console. System throughput is greatly increased with the aid of SPOOLER. Output is never lost due to insufficient memory allocation. Fully compatible with the CP/M file system, SPOOLER permits parallel processing without hardware interrupt, and with minimal impact on other processes. Price: $50.00 (Copyright KLH Systems.)

BASIC-E Compiler

Designed to work with CP/M Disk Operating System this software requires a total of 20K bytes of memory. Included are 26 compiler error messages and 23 run-time error messages. Disk files may be read, written or updated by using both sequential and random access. Included are blocked and unblocked files. Price for compiler and run-time monitor on diskette is $10.00. Manual is available separately for $5.00. (Public domain software by Gordon E. Eubanks, Jr.).

CBASIC Programming System

Upward compatible from BASIC-E, CBASIC is similar but expanded to include several business oriented facilities, allowing decimal computations to 14 digits of precision, data formatting and PRINT USING statements. Statements allow access to disk files and disk file maintenance. Strings of characters may be read from the console to permit correct input line format to be checked before reading data. General programming features include variable names up to 31 characters, optional line numbers, dynamic debugging tracers, and optional data output to printer. CBASIC on diskette and manual priced at $100. (Copyright Software Systems.)

EMPL-an 8080 APL

Especially suited to educational applications, EMPL is an adaptation of APL, using the ASCII character set. This 8K version occupies the first 5376 bytes of memory and operates in two modes. The Execution Mode permits all instructions to be executed immediately. The Definition Mode permits the user to enter functions. EMPL on Tarbell Cassette with manual is $15.00. (Copyright 1977 Erik Mueller).

Tarbell Electronics

T11

*ALTAIR is a trademark/tradename of MITS, Inc.

**CP/M is a trademark/tradename of Digital Research.

950 DOVLEN PLACE • SUITE B • CARSON, CALIFORNIA 90746

(213) 538-4251 • (213) 538-2254

TARBELL SETS STANDARDS

For Hobbyists and Systems Developers

Sales to thousands of hobbyists over the past two years have proven the Tarbell Cassette Interface to be a microcomputer industry standard. Tarbell Electronics continues research and development to produce new and efficient components to fill hobbyists' changing needs.



TARBELL CASSETTE INTERFACE

- Plugs directly into your IMSAI or ALTAIR*
- Fastest transfer rate: 187 (standard) to 540 bytes/second
- Extremely Reliable—Phase encoded (self-clocking)
- 4 Extra Status Lines, 4 Extra Control Lines
- 37-page manual included
- Device Code Selectable by DIP-switch
- Capable of Generating Kansas City tapes also
- No modification required on audio cassette recorder
- Complete kit $120, Assembled $175, Manual $4
- Full 6 month warranty on kit and assembled units

TARBELL FLOPPY DISC INTERFACE

- Plugs directly into your IMSAI or ALTAIR* and handles up to 4 standard single drives in daisy-chain.
- Operates at standard 250K bits per second on normal disc format capacity of 256K bytes.
- Works with modified CP/M* Operating System and BASIC-E Compiler.
- Hardware includes 4 extra IC slots, built-in phantom bootstrap and on-board crystal clock. Uses WD 1771 LSI Chip.
- Full 6-month warranty and extensive documentation.
- PRICE:
  Kit $190 ..... Assembled $265





CP/M with BASIC-E and manuals: $100

Compatible Disc Drives

Ask about our disc drives priced as low as $525.

TARBELL PROTOTYPE BOARD

Model 1010



- Gold plated edge pins
- Takes 33 14-pin ICs or
- Mix 40-pin, 18-pin, 16-pin and 14-pin ICs
- Location for 5 volt regulator
- Suitable for solder and wire wrap
- ALTAIR/IMSAI compatible

Price: $28.00

For fast, off the shelf delivery, all Tarbell Electronics products may be purchased from computer store dealers across the country. Or write Tarbell Electronics direct for complete information.

*ALTAIR is a trademark/tradename of MITS, Inc.
CP/M is a trademark/tradename of Digital Research

Tarbell Electronics T11

950 DOVLEN PLACE • SUITE B • CARSON, CALIFORNIA 90746
(213) 538-4251 • (213) 538-2254

Do It with a Kimsi!

What's this—S-100 boards with a KIM? Forethought Products makes it easy.

Rick Grossman
4007 Constellation Rd.
Lompoc CA 93436

In the realm of microprocessors the name of the game seems to be expansion! An expanded system allows the user to incorporate the additional memory required to run the more sophisticated programs that are available for KIM, such as Microsoft BASIC or an assembler.

After owning a KIM for over a year, I finally got bit by the expansion bug. I wanted to run BASIC and add a video display system. The cost of the expansion and the boards required was an important factor since I have a multitude of expensive hobbies and I wish to remain in the good graces of the lovely girl to whom I am married. The price of the motherboard and power supply required for the additional memory was, of course, important. A greater consideration was the cost of the boards that were going to be used to expand the system.

After reading the advertisements in various magazines and comparing prices of memory boards, I decided to go with the S-100 bus. The popularity of the S-100 bus will continue to bring the prices down in the future as more companies are attracted to this lucrative market. The best overall expansion system appears to be the Kimsi, which provides the required interface circuitry along with memory decoding that allows use of KIM's 1K of on-board memory. It also allows use of most of the S-100 boards currently available and provides regulation for the 5 volt and 12 volt power for KIM.

The Kimsi kit sells for $125 and goes together with relative ease. There are no MOS or CMOS integrated circuits that are easily damaged by static electricity. All of the integrated circuits are socketed, and the board has a solder mask on the foil side to help prevent solder bridges between the runs. These factors and a complete instruction manual make for easy assembly of the board. The system was functional in about three hours.

The Kimsi motherboard is delivered with one S-100 connector and has provisions for seven more. A word of caution about the installation of the connector: Make sure it is seated properly against the motherboard before you solder it in place. If it is installed incorrectly, it is all but impossible to fix. It should also be noted at this point that the Kimsi board must be insulated from the metal frame if installed in a cabinet. This is done by installing insulated extruded washers on the mounting screws that fasten the Kimsi board to the case.

The Kimsi Plus power supply is an excellent addition to the system. Of course, a power supply could be built to power the S-100 system, but this unit in kit form at $69.50 is really a good investment. The supply is an open frame type and is designed so the physical height is the same as the total height of the Kimsi with the standard S-100 board installed.

The power supply is quite hefty, capable of supplying +8 V dc at 10 Amps, +16 volts at 1 Amp and −16 volts at 1 Amp. The transformer is capable of 16 Amps, and the 30 Amp rectifier delivers full power output without forced-air cooling. Previously, KIM was running on a home-brew supply that put out +5 volts at 2 Amps and +12 volts at about 1 Amp.

I encountered considerable difficulty getting the tape to load and dump. Addition of the Kimsi Plus power supply completely solved the problems. The power supply, like the Kimsi, is easy to build. I suggest that when wiring the power supply connector, you use large

1. Kimsi interface/motherboard kit.



2. Kimsi Plus power supply kit.

enough wire on the +8 volt line to handle at least 8 Amps. This allows for additional boards to be installed in the future.

Two methods can be used to connect KIM to Kimsi—either directly through two 22/44 pin connectors, soldered back to back, or by a ribbon cable with 22/44 connectors soldered to each end. There are two more connections to be made—the decode enable signal and the +12 volt supply for tape operation, which is made from the expansion connector to the application connector on the KIM board. I found the cleanest way to jumper these connections was to hard-wire pins 19 and 20 on the expansion connector to k and n on the application connector of the KIM board. I initially used a ribbon cable to connect the KIM to Kimsi and constructed one about ten inches long with connectors on each end.

When I brought up the system and tried to run the memory/cable test program supplied in Kimsi documentation, the Vector Graphic 8K memory board I had installed did not pass the test. The cable was then shortened to five inches, and the test ran perfectly. This was necessary because there is no buffering in the Kimsi of the address and data lines going to KIM. Excessive cable length may cause crosstalk and interfere with the data transmission. The other problem that may occur is propagation delay.

Propagation delay will cause the signals arriving at the CPU to be slowed down so they do not arrive in time for proper processing. This problem is a function of cable length, the timing tolerance of the CPU and the crystal frequency tolerance in KIM. The Kimsi instruction manual suggests lowering the frequency of the clock from 1 MHz to approximately 980 kHz to alleviate the problem when exceedingly long cables are used. The frequency of the clock in KIM could be changed by using a crystal with a lower frequency or installing an RC network instead of the crystal as illustrated on page 43 of the KIM hardware manual.

The Kimsi and Kimsi Plus power supply will provide the flexibility of the S-100 bus combined with the advantages of the 6502 processor to make for an excellent low-priced system. The entire cost for this system, which includes KIM, Kimsi, Kimsi Plus power supply, video-monitor, 8K memory, video board and keyboard, is less than $1000. This may seem to be a little more expensive than a PET or Radio Shack system. However, the number and different types of S-100 boards available provide a versatile microprocessor system.

If you plan further expansion, Kimsi and Kimsi Plus are available from:

Forethought Products
PO Box 8066
Coburg OR 97401
(503) 485-8575■



3. Completed Kimsi Board.

Special Christmas Offering for the professional



CHESS CHALLENGER® "10"
This computer contains ten levels of playing difficulty for beginner, intermediate, advanced, and superior players. Special features include: offense or defense selection; solid walnut case; solid wood pieces; and more. Size: $12\frac{1}{8} \times 8 \times 1\frac{1}{8}$.

COMPUTER BACKGAMMON™
Need a partner? The microprocessor computer is a perfect opponent for advanced and intermediate players to test new strategies and sharpen playing skills. Also an ideal teacher for a beginning player. And due to random nature of dice rolls a beginner can win.

CHESS CHALLENGER®	8275.
COMPUTER BACKGAMMON™	195.
not shown:	
CHECKER CHALLENGER® "4"*	150.
CHECKER CHALLENGER "2"*	75.

*number indicates skill levels available.

drop in. call/write.

the Computer Store™
120 Cambridge St. Burlington, MA 01803
(617) 272-8770 **C101**

other locations:*
CONNECTICUT
Hartford/27 Lewis St. (203) 527-9623
Windsor Locks/630 S. Main St. (203) 627-0188
FLORIDA
Tampa Bay/Bradenton/1021 Manatee Ave. West (305) 747-8223
MASSACHUSETTS
Cambridge/1689 Mass. Ave. (617) 354-4599
NEW YORK
Rochester/2423 Monroe Ave. (716) 244-5000

*Offer only at participating Computer Store Dealers.
MC, BA/Visa.
Phone or mail orders/State residents add tax.

Robert J. Bishop
1143 W. Badillo #E
Covina CA 91722

The Remarkable Apple-II

Owners of the Apple computer already know that theirs is a fine machine. This happy Apple-II owner has some things to say that may convince the rest of you.



In 1976, after many years of dreaming about it, I finally got my first personal computer. At that time, a rather unknown little company by the name of Apple Computer advertised their Apple-I system for $666.66. It consisted of a 6502 microprocessor, 4K bytes of RAM, power supply and all the other necessary electronics. But most important, it came fully assembled.

I phoned the company to inquire about ordering an Apple-I. It was during this phone conversation that I was told of their upcoming Apple-II computer, a system that would display not only alphanumerics, but also color and high-resolution graphics! But this new computer was not scheduled to be marketed until around November 1976, so I began playing the waiting game.

Then, around late September, I received word that, because of difficulties, the Apple-II would not become available until sometime in 1977. Tired of waiting, I went ahead and bought an Apple-I. Later, in the summer of 1977, when the Apple-II became available, I was able to receive a fair trade-in allowance on my Apple-I system towards the purchase of an Apple-II.

The Hardware

Probably the most impressive feature of the Apple-II computer is its color-graphics capability. This graphics mode can be operated either as a 40 x 40 element display with room at the bottom of the TV screen for four lines of text, or as a 40 x 48 element display with no text. Each raster element can be set to any one of 16 colors. Since the color-graphics display buffer coincides with the text buffer (hex 0400 to about 07FF), a system with as little memory as 4K can utilize this color-graphics feature.

In addition to this 16-color low-resolution graphics, the Apple-II also has four-color (black, white, green and purple) higher-resolution graphics. (It was actually this HIRES (high resolution) graphics capability, not the LORES color graphics, that prompted me to get an Apple-II.)

As with the lower-resolution 16-color graphics mode, the HIRES graphics can be operated either with space for four lines of text at the bottom of the TV screen or with no text. Since HIRES graphics requires almost 8K bytes for the display buffer, it cannot be used effectively with systems having less than 12K bytes of memory. (Actually, 16K minimum is *recommended*.)

In its literature Apple Computer, Inc., says, "... Apple-II can generate a high-resolution (280 H x 192 V) graphics display in four colors...." This statement is somewhat misleading, if not erroneous. It implies that you can generate a 280 x 192 dot display in which each dot can be set to any one of four colors.

Actually, the computer displays 280 x 192 dots, half of which can be either green or black, while the other half can be either purple or black. Thus, on a color TV the resolution is only 140 x 192 with four colors per raster coordinate; on a black-and-white TV, the resolution is 280 x 192 with only two colors (black or white) per raster coordinate.

The Apple-II can, of course, also display text without graphics. In this mode it has a capacity of 24 40-character lines. Text characters can be displayed as either normal video (white on black), inverse video (black on white) or flashing. And since the display is completely under sofware control, text can be placed anywhere on the screen in any order and in any video mode. (The Apple-I, by comparison, only allowed for a slow serial display of normal video and had no graphics capability at all.)

In addition to visual output, the Apple-II has a built-in speaker, which is accessible via software. This is useful for producing games with sound effects, generating computer music, etc.

Also built onto the Apple-II board are eight peripheral board connectors for interfacing to the outside world, and a game-paddle connector capable of handling up to four input paddles. (Two paddles come supplied with the computer system.) The game paddles are, of course, nothing more than potentiometers; but the Apple-II's ability to read resistance values means that you have essentially four built-in A/D converters at your disposal! No other personal computer on the market offers this feature as part of its standard configuration.

The cassette interface,

which is also built right onto the Apple-II board, is capable of 1500 bps. This means you can load or save a 4K byte program in less than 30 seconds. To load a program from tape, connect the line-out (or earphone) jack from the tape recorder to the cassette-in-jack on the back of the computer; to save a program on tape, connect the cassette-out jack on the back of the computer to the microphone jack on the recorder. (Note that the line-in jack of the tape recorder is *not* used with the Apple computers. Many dealers who are used to other computers' cassette interfaces often use the wrong jack when recording from an Apple.)

One oversight in the design of the cassette interface is the failure to utilize the remote start/stop jack found on most portable cassette recorders. This implementation would have been useful for data processing, creating and assembling symbolic source code, etc. In other words, it would be nice to be able to read data from an input tape, and then stop the tape while that data is processed.

The Apple-II uses the new 16K dynamic RAM chips. The board contains three rows of memory sockets with eight sockets per row. Thus, the computer has the capacity to hold up to 48K bytes of memory on a single board! In addition, the Apple-II comes with 8K bytes of ROM, which contains the system monitor (2K) and Apple BASIC (6K). Two additional empty ROM sockets are provided for future expansion.

Apple Computer was the first company to produce a computer powered by a small, lightweight switching power supply; most of the other manufacturers' machines have large, bulky power supplies. Consequently, the Apple-II does not even require a cooling fan. In fact, when you take the lid off an Apple-II and look inside, it seems almost empty! By avoiding the use of heavy components and by packaging the unit in a plastic case instead of a steel case, the designers of the Apple-II created a truly portable, lightweight computer.

Apple-II Monitor

Besides allowing you to examine and/or modify memory locations (as you'd expect from a monitor), the 2K ROM monitor also contains many other useful features. One of the handiest routines in the monitor is the miniassembler. It allows you to enter an assembly-language program from the keyboard, and assembles it line by line as you type. You must specify all addresses in absolute hex since the miniassembler does not use a symbol table.

Also built into the monitor is a handy disassembler for converting machine code back into mini-assembly language.

To aid in debugging programs, the monitor also has the ability to either single-step through a program or trace the flow of execution while the program is running. Thus, if a program hangs up, you can determine exactly where it is stuck.

The monitor also contains the routines for reading and writing cassette tapes. The timing and formatting of the tape are done with software, not hardware. This means that, given the right software, it should be possible to read or write tapes in almost any format (Kansas City, Tarbell, etc.). However, Apple-II does not use one of the standard formats . . . it uses a format of its own. The cassette routines in the monitor also utilize a checksum to help insure that tapes are read back correctly. The Apple-I firmware did not use a checksum. (When I first pointed out this deficiency, Apple's reply at that time was that their cassette interface was so reliable it didn't need a checksum!)

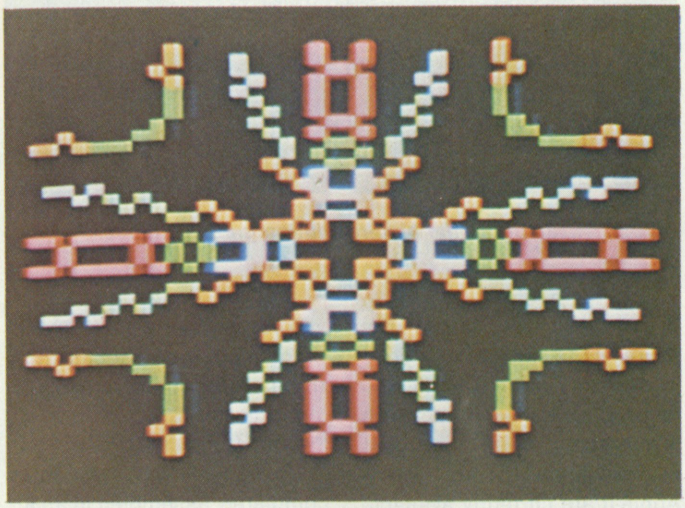

Example of the low-resolution color-graphics mode.

Apple-II BASIC

The Apple BASIC interpreter is almost legendary as one of the fastest, if not *the* fastest, interpretive languages on any microcomputer. Of course, one of the reasons for its high speed is that it's an integer-only BASIC. But then, there are many applications (like games) that do not require floating-point operations. In fact, Apple BASIC (which is on ROM) and the Apple-II itself are both ideally suited for creating computer games. The paddle controls, the built-in speaker and the exceptional graphics capability make it easy for you to produce arcade-quality video games.

Apple's integer BASIC turns out to have some powerful features, some of which are not usually found in other BASICs. For example, the TRACE command causes each line number to be displayed as it is executed.

Another handy debugging feature is the DSP command, which allows you to see where and how variables become defined in your program. PEEK and POKE commands allow access to absolute memory locations and are useful for passing arguments to machine-language subroutines (which can be invoked with the CALL command), among other things.

Not surprisingly, Apple BASIC also supports the low-resolution color-graphics capability of the hardware. For example, the PLOT command allows you to plot points, VLIN allows you to draw vertical lines, etc.

What *is* surprising is that the HIRES graphics capability is *not* supported directly. There are no commands in the language to do any HIRES plotting. (This omission, I was told, occurred because the HIRES routines had not yet been completed at the time the ROMs were made. Future versions of Apple BASIC will support the HIRES feature.)

Apple-II Software

In November 1977, Apple Computer released the floating-point BASIC for their Apple-II systems. Written by Microsoft, the same company that wrote Mits BASIC and the BASIC for Commodore's PET computer, Apple's new BASIC (called AppleSoft) now allows the Apple-II to be used for more serious applications than just playing games. The new BASIC is intended for use in business, scientific and educational applications in which decimal numbers must be manipulated.

The AppleSoft BASIC, like the integer BASIC in ROM, also supports the low-resolution color-graphics capability of the Apple-II, while the HIRES graphics is, again, not supported. But this time the omission is understandable since the floating-point BASIC resides in part of the primary HIRES display area and thus cannot be used for graphics. (HIRES graphics *is* possible with the floating-point BASIC if your Apple-II has at least 24K bytes of memory. But you must call separate machine-language subroutines.)

This HIRES graphics problem is currently being worked on at Apple, and a *new* floating-

point BASIC that doesn't have the memory conflict may soon be coming out.

Because they are interpretive languages, all BASICs, including Apple's integer BASIC, are relatively slow. Sometimes it is necessary to produce code that executes as quickly as possible. For these applications the Apple-II has, as part of the system monitor, a miniassembler that is very useful for writing small machine-language programs.

What about writing *large* machine-language programs? Yes, you can also use the miniassembler to produce big programs (it's a lot better than assembling them by hand!). But the main problem with a miniassembler (not just Apple's) occurs when you have to insert new code in the middle of an already existing program. Your only resort is to patch in the changes (i.e., insert a JUMP instruction to some other part of memory containing the needed code, and then return). This tends to produce confusing program flow.

Assemblers are usually written for microcomputers with source code read from one input tape and object code written onto another output tape. But the Apple-II only supports one cassette unit, which cannot be started or stopped under software control.

To get around this problem, it is necessary to store the source code and/or object code in memory, along with the assembler itself. This approach has actually been used; text editors/assemblers for the Apple-II are currently available from several sources. (I have recently modified Microsoftware Specialists' ASSM/TED program for the KIM to run on the Apple-II. Copies of this modified program are available from: Microproducts, Hermosa Beach CA, (213) 374-1673.)

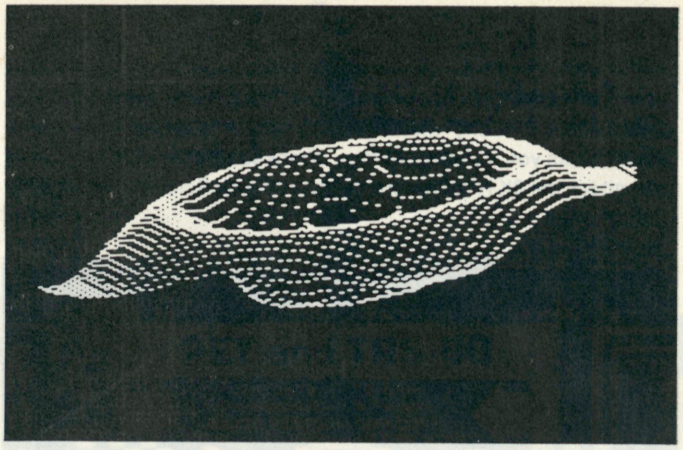

Example of the high-resolution graphics mode.

As more and more Apples get around, more and more Apple software will appear, especially games and applications software. Apple has started a new service called the Apple Software Bank from which Apple owners can receive documented and tested software. And if you've written a worthwhile program, you can submit it to the Bank for others to use.

Apple-II vs the Competition

The Apple-II computer comes completely assembled in an attractive plastic case with a full ASCII keyboard. A vinyl carrying case is also supplied with the unit for ease of portability. Since the machine is easy for almost anyone to set up and use, the Apple-II just might become the leading "appliance" computer of the future.

The original price of an Apple-II, complete with 4K bytes of RAM, was around $1300. In the early days of personal computing, a system like the Apple-II at this price would have been a fantastic bargain. For many years B.C. (Before Commodore), computer *kits* with much less capability than the Apple-II were selling for much more money.

But as we enter the era of cheap computing, the pricing standards of yesterday are becoming obsolete. At least two companies (Commodore and Radio Shack) are each offering completely assembled 4K appliance computers for about $600. Although this price includes both a cassette tape recorder and black-and-white TV display, neither system offers color or high-resolution graphics (however, Radio Shack says they plan to offer a similar capability sometime this year at an additional cost).

Furthermore, both companies seem to be having problems in actually delivering their machines—each is quoting a three-to-four-month waiting period. But you can get an Apple-II *right now*; and with it you'll get a good set of useful documentation.

In early 1978, the price of a 4K Apple-II was lowered to $995. Although this is still a little higher than the price of a PET, you get a lot more computer for your money. I bought my Apple-II (serial number 0013) at the higher original price, but I've never regretted it. Now that the price has been lowered to below $1000, there's no excuse for not getting an Apple-II of your own! ■

SLAVEMASTER
2650 μP
MULTIPROCESSOR

Realtime control or development system. Slave & Master Microprocessors share S100 Memory & I/O. Uses two identical cards, each with the following features:

- Signetics 2650 μP
- KC Cassette Interface
- 20 MA/EIA Port - 110/300/1200
- 8 Vectored Ints
- Keyboard Int
- Realtime Int
- Power Fail Int
- Power on Reset/Jump
- 4 2708 EROM Sockets
- Shared Memory or Split, with Mailbox

Software: Signetics "PIPBUG", Signetics "LITTLE ASSEMBLER", and CONTROL BASIC.

Now available- under $299/card assem. kits and partials 1st quarter 1979. Send for specifications.

VICTORIA MICRO DIGITAL
401 Dundee Street V17
Victoria TX 77901

: PET and TRS-80 :

'Just LOAD and GO' Software
Pre-recorded Business Programs
USEFUL-PRACTICAL-LOW-COST!
DISPLAY only or DISPLAY/PRINTER

- GENERAL LEDGER—For home businesses, and sole proprietorships, small corporations—$19.95 plus $1.50 shipping/handling. Requires 8K minimum user memory
- CHECKING ACCOUNT—For personal bank accounts—$19.95 plus $1.50 shipping/handling Requires 8K minimum user memory
- RENT ACCOUNTS—Records for rental properties—$16.95 plus $1.50 shipping/handling
- LEGAL DIARY—For attorneys (Client Accounts) $16.95 plus $1.50 shipping/handling
- TRUST ACCOUNTS—For attorneys (Client Accounts)—$16.95 plus $1.50 shipping/handling

Programs—MASTER and DEMO cassette, plus 2 PerCom "Pilon-30" record cassettes—money back guarantee—Complete instructions—All programs copyrighted
All mail orders must be pre-paid.

Dealer Inquiries Invited

COMPUTERS ONE C81
#306 Kahala Office Tower
4211 Waialae Ave.
Honolulu, HI 96816 (808)737-2933

6800 OWNERS

At last a real world fully addressable SS-50 control interface. Control robots, appliances, organs, solar devices, etc. Applications limited only by your imagination. Easy to use with machine language as well as basic. Fully buffered board plugs directly onto mother board and responds to any address defined by user. 8 fast relays latch data while 8 opto-isolators allow handshaking capacity.

Kit $98.00
Assembled and tested $125.00

Visa & Master Charge

WRITE FOR DETAILS

TRANSITION ENTERPRISES INC
Star Route, Box 241
Buckeye AZ 85326 T46

FULL SIZE FLOPPY DISK $995 COMPLETE!

DISCUS I™ full-size floppy disk system is an overnight success...because it's delivered so complete you can have it running in a single evening. For just $995, it's a complete memory system. Complete with all hardware and software. Completely assembled. Completely interfaced. And tested as a complete system.

Your software library includes DOS, text editor, 8080 assembler (all integrated in DISK/ATE™); our BASIC-V™ advanced virtual disk BASIC able to handle a wide variety of data formats and address up to 2 megabytes; and patches for CP/M*. And it's all interfaced to your controller's serial I/O port to avoid I/O guesswork.

And you can not only solve your memory shortage faster, you can solve it longer...because DISCUS I™ is a full-size floppy system with 3 times the storage and 5 times the speed of mini-floppies.

Your $995 DISCUS I™ system includes a Shugart 800R full-size drive with power supply in a handsome freestanding cabinet, our 8-drive capacity S-100 controller with on-board buffer and serial interface, all cables and connectors, and all the software you need.

And it's all yours for $995. We even offer CP/M for just $70, Micro-Soft Extended Disk Basic for just $199 and Micro-Soft Fortran for just $349 as nice options to add to your library. No wonder it's an overnight success! See DISCUS I™ today at your local computer shop. Or if unavailable locally, send your check or money order direct to Thinker Toys™ (add $7 for handling; California residents add tax.) Or call (415) 524-5317, 10-5 Pacific Time.



*CP/M is a trademark of Digital Research.

A product of Morrow's Micro-Stuff for

Thinker Toys

1201 10th Street
Berkeley, CA 94710

We've gathered the family to show you why

PERCOM's™ Number 1

in cassette data systems for microcomputers.

Pardon us for doing a little boasting, but we're proud of our family. Proud of each member's reputation for performance and reliability. And pleased that we can offer the best in cassette data systems and data terminal interfacing at low, home-computing prices.

It took more than guts and a little luck to forge a position of leadership. We're number 1 because you get more when you buy PERCOM™. The reason, simply, is experience. Every product described in this ad is based on nearly 10 years of crucial involvement in the design and manufacture of computer peripherals that use cassettes for mass storage.

Experience. It's why we developed a more reliable data cassette for home computing. Why our interfacing units provide **both** cassette and data terminal interfacing. Why you get the fastest, most reliable cassette data rates from PERCOM™. Experience. It's *the* reason for PERCOM™.

For your SS-50 bus computer — the CIS-30+

- Interface to data terminal and *two* cassette recorders with a unit only 1/10 the size of SWTP's AC-30.
- Select 30, 60, or 120 bytes per second cassette interfacing, 300, 600 or 1200 baud data terminal interfacing.
- Optional mod kits make CIS-30+ work with *any* microcomputer. (For MITS 680b, ask for Tech Memo TM-CIS-30+—09.)
- KC-Standard/Bi-Phase-M (double frequency) cassette data encoding. Dependable self-clocking operation.
- Ordinary functions may be accomplished with 6800 Mikbug™ monitor.
- Prices: Kit, $79.95; Assembled, $99.95.

Prices include a comprehensive instruction manual. Also available: Test Cassette, Remote Control Kit (for program control of recorders), IC Socket Kit, MITS 680b mod documentation, Universal Adaptor Kit (converts CIS-30+ for use with any computer).

MIKBUG® Motorola, Inc.



For your S-100 computer—the CI-812

- Both cassette and data terminal interfacing on one S-100 bus PC board.
- Interfaces *two* recorders. Record and playback circuits are independent.
- Select 30, 60, 120, or 240 bytes per second cassette interfacing, 110 to 9600 baud data terminal interfacing.
- KC-Standard/Bi-Phase-M (double frequency) encoded cassette data. Dependable self-clocking operation.
- Optional firmware (2708 EPROM) Operating System available.
- Prices: kit, $99.95; assembled, $129.95.

Prices include a comprehensive instruction manual. In addition to the EPROM Operating System, a Test Cassette, Remote Control Kit (for program control of recorders), and an IC Socket Kit are also available.

For your data storage — Pilon-30™ data cassettes

- Orders-of-magnitude improvement in data integrity over ordinary audio cassettes.
- Pilon-coated pressure pad eliminates lint-producing felt pad of standard audio cassettes.
- Smooth pilon coating minimizes erratic tape motion.
- Foam pad spring is energy absorbing. Superior to leaf spring mounted pad which tends to oscillate and cause flutter.
- Five-screw case design virtually precludes deformation during assembly.
- Price: $2.49.

PERCOM™ products may be purchased from home computer dealers nationwide, or may be ordered direct from the factory.*

*Texas residents must include an additional 5% for factory orders. MC & Visa cards honored.

PERCOM™ *'peripherals for personal computing'*

PERCOM

PERCOM DATA COMPANY, INC.
DEPT. K
318 BARNES • GARLAND, TEXAS 75042
Phone: (214) 272-3421

P7

Universal Number Converter

This program makes a dandy hex-decimal-octal-binary converter, but that's not all. It can also serve as a fine device for teaching people about other number bases.

Easton Beymer
PO Box 2821
Huntsville TX 77341

While in the process of writing a cross-assembler for the MOS Technology 6502 processor, I found it necessary to design a routine for the conversion of decimal, octal and binary numbers into hexadecimal notation. After studying the problem, I noted that a common routine could be written for converting numbers in all three bases into hexadecimal.

The program in this article, written in Commodore PET BASIC, is an outgrowth of my efforts in providing the desired commonality in my cross-assembler. In addition, it includes the capability of converting any number of base 2 to base 16 to any other base-2-to-16 number. The upper limit as to the size of the number that can be converted is strictly a function of the number size allowed by the BASIC interpreter used. In the case of the PET, it is limited to 999,999,999, or the number of characters input before the automatic line feed/carriage return occurs.

Although there seems to be little use in converting a base-5 number to base 13, for example, the capability is there as an outgrowth of the design. However, the unrestricted movement between octal, decimal, hexadecimal and binary should be useful to anyone working on a machine-language or assembly-language level.

The program can be used as a stand-alone routine for general purpose use or as a teaching tool to show the relationships between the different number bases. Also, the driver or mainline portion of the program can be discarded, and the base conversion subroutine used in applications such as disassemblers, cross-assemblers, and memory dump routines where processing speed is not particularly important. ■

```
100 REM * BASE CONVERSION ROUTINE *
110 REM   WRITTEN BY EASTON BEYMER
150 PRINT
200 INPUT "INPUT BASE"; BI%
210 IF BI%<2 OR BI%>16 THEN 600
220 INPUT "INPUT NUMBER"; NI$
300 INPUT "OUTPUT BASE"; BO%
310 IF BO%<2 OR BO%>16 THEN 600
400 GOSUB 10000
410 PRINT "OUTPUT NUMBER="; NO$
500 GO TO 150
600 PRINT "BASE NOT IN RANGE";
610 PRINT " OF 2 TO 16"
700 GO TO 150
10000 REM BASE CONVERSION SUBROUTINE
10100 REM CONVERT TO DECIMAL
10150 L%=LEN(NI$)
10200 DEC=0
10300 PWR%=0
10400 FOR J=L% TO 1 STEP -1
10500   K%=ASC(MID$(NI$,J,1))
10700   IF K%>64 THEN K%=K%-7
10800   K%=K%-48
10810   IF K%<BI% AND K%>-1 THEN 10900
10820     PRINT "INVALID INPUT FOR BASE";
10830     PRINT BI%
10840     NO$="????"
10850     RETURN
10900   DEC=DEC+K%*BI%↑PWR%
11000   PWR%=PWR%+1
11100 NEXT J
11110 REM CONVERT DECIMAL TO BASE #
11120 H$="0123456789ABCDEF"
11130 NO$=""
11200 PWR%=LOG(DEC)/LOG(BO%)
11300 FOR J=PWR% TO 0 STEP -1
11310   XX=INT(BO%↑J)
11320   CH%=DEC/XX
11500   NO$=NO$+MID$(H$,CH%+1,1)
11600   DEC=INT(DEC-CH%*XX)
11700 NEXT J
11800 RETURN
11900 END
```

Program listing.

```
INPUT BASE? 16
INPUT NUMBER? FFFF
OUTPUT BASE? 10
OUTPUT NUMBER=65535

INPUT BASE? 10
INPUT NUMBER? 65535
OUTPUT BASE? 8
OUTPUT NUMBER=177777

INPUT BASE? 8
INPUT NUMBER? 177777
OUTPUT BASE? 2
OUTPUT NUMBER=1111111111111111

INPUT BASE? 5
INPUT NUMBER? 345
OUTPUT BASE? 13
INVALID INPUT FOR BASE 5
OUTPUT NUMBER=????

INPUT BASE? 5
INPUT NUMBER? 344
OUTPUT BASE? 13
OUTPUT NUMBER=78

INPUT BASE? 13
INPUT NUMBER? 78
OUTPUT BASE? 5
OUTPUT NUMBER=344

INPUT BASE? 17
BASE NOT IN RANGE OF 2 TO 16

INPUT BASE? 16
INPUT NUMBER? ABCD
OUTPUT BASE? 2
OUTPUT NUMBER=1010101111001101

INPUT BASE? 2
INPUT NUMBER? 1010101111001101
OUTPUT BASE? 8
OUTPUT NUMBER=125715

INPUT BASE? 8
INPUT NUMBER? 125715
OUTPUT BASE? 10
OUTPUT NUMBER=43981

INPUT BASE? 10
INPUT NUMBER? 43981
OUTPUT BASE? 16
OUTPUT NUMBER=ABCD
```

Sample run.

Cal R. Rasmussen
175 8th St.
Idaho Falls ID 83401

Hexadecimal Memory Dump



One good article generates another. This is a nice companion to one of last year's.

Kudos to Mark Borgerson. His 6800 assembly-language program for fast loading machine-language programs as it appeared in the February 1977 issue of *Kilobaud* ("Cut 6800 Programming Time with this Extraordinary Program," p. 104) works extremely well. I reassembled that program to relocate it to a convenient location in my memory.

After implementing the loader program, it appeared that a hexadecimal dump program would be a very useful companion program. The MIKBUG P command can be used for that purpose; however, it has two disadvantages. First, it is necessary to use the M command to enter the starting and ending addresses at A002-A004. The second, and more serious, disadvantage is that the output is formatted for the MIKBUG tape punch and is very difficult to read since there is no spacing between bytes.

Here is a program that overcomes those disadvantages. The display format is not new, by any means, but the only program I have seen for this format is written to run on an Altair 680b by Mits. Since Mits does not use MIKBUG, the program will not run on my SWTP 6800 system. My program will run

Program listing.

```
00001                    NAM    HEXDUMP
00002                  **
00003                  * HEXADECIMAL MEMORY DUMP PROGRAM
00004                  **
00005                  * LOAD VIA MIKBUG "L" COMMAND
00006                  * USE MIKBUG "G" COMMAND TO START
00007                  **
00008                  * ENTER ADDRESS OF FIRST BYTE TO DUMP
00009                  **
00010                  * ENTER ADDRESS OF LAST BYTE TO DUMP
00011                  **
00012                  * PUSH "RESET" ON COMPUTER TO ABORT
00013                  * CONTROL RETURNS TO MIKBUG
00014                  **
00015                    OPT    NOG
00016                    OPT    S
00017                    OPT    O

00019                  * MIKBUG ROUTINES USED
00020      E1D1      OUTEEE EQU    $E1D1
00021      E0BF      OUT2H  EQU    $E0BF
00022      E047      BADDR  EQU    $E047
00023      E0CC      OUTS   EQU    $E0CC
00024      E0C8      OUT4HS EQU    $E0C8
00025      E0E3      MONIT  EQU    $E0E3


00027                  * START PROGRAM
00028 3F20               ORG    $3F20
00029 3F20 0002    TEMP  RMB    2          TEMP STORAGE FOR X REG.
00030 3F22 0002    LSTBYT RMB   2          ADDRESS OF LAST BYTE TO DUMP
00031 3F24 0001    COUNT RMB    1          COLUMN COUNTER
```

on any 6800 system using MIKBUG, or one of the newer replacements for MIKBUG.

I have used the same basic dump technique as in the Altair program, but with input/output routines modified for MIKBUG. I have added some prompt messages at the beginning and have used Mr. Borgerson's technique of relocating the stack pointer to restart the program by simply typing G on the terminal.

To use the program after loading, set the program counter at A048-A049 to 3F25 (or the appropriate starting address if you have relocated the program) and use the MIKBUG G command to start execution. The program title will be printed, followed by a prompt message, FIRST BYTE TO PRINT. The address of the first byte to dump is entered and the computer responds with LAST BYTE TO PRINT. The address of the last byte is entered and the dump begins. The display format consists of 16 bytes per line with the address of the first byte being printed at the left (see Fig. 1).

There is no limit to the amount of memory that can be dumped at one time; any number of bytes from one to 65K can be dumped. (Hope you have a lot of paper for the larger numbers!) A word of caution: The address of the first byte to be dumped must be less than that of the last. If this is not the case, *all* memory locations *except* the region between the two addresses will be dumped! If both addresses are the same, only one byte will be displayed.

The dump shown in Fig. 1 is a dump of the dump program itself. This should prove to be a valuable debugging program; especially if your program has "gone to that never-never land known only to CPUs and covered its tracks in the process," to quote another *Kilobaud* author. ■

```
00032 3F25 8E A060 GO      LDS    #$A060   RELOCATE STACK POINTER
00033 3F28 CE 3FB7         LDX    #TITLE   POINT TO 'TITLE' MESS.
00034 3F2B A6 00   AA      LDA A  00,X     GET CHARACTER TO PRINT
00035 3F2D C6 2E           LDA B  #'.      PUT ASCII PERIOD IN B
00036 3F2F 11              CBA             IS CHAR. IN A-REG A PERIOD?
00037 3F30 27 06           BEQ    ADRS1
00038 3F32 BD E1D1         JSR    OUTEEE   PRINT CHAR IN A REG
00039 3F35 08              INX
00040 3F36 20 F3           BRA    AA       LOOP FOR MORE
00041 3F38 86 0D   ADRS1   LDA A  #$0D     CARRIAGE RETURN
00042 3F3A BD E1D1         JSR    OUTEEE
00043 3F3D 86 0A           LDA A  #$0A     LINE FEED
00044 3F3F BD E1D1         JSR    OUTEEE
00045 3F42 86 00           LDA A  #$00     ASCII NULL
00046 3F44 BD E1D1         JSR    OUTEEE
00047 3F47 BD E1D1         JSR    OUTEEE
00048 3F4A CE 3FCF         LDX    #FIRST   POINT TO 'FIRST' MESS.
00049 3F4D A6 00   BB      LDA A  00,X     GET CHAR TO PRINT
00050 3F4F 11              CBA             IS CHAR IN A-REG A PERIOD?
00051 3F50 27 06           BEQ    GET
00052 3F52 BD E1D1         JSR    OUTEEE   PRINT CHAR IN A REG
00053 3F55 08              INX
00054 3F56 20 F5           BRA    BB       LOOP FOR MORE
00055 3F58 8D 51   GET     BSR    GETADR   GET FIRST ADDRESS
00056 3F5A FF 3F20         STX    TEMP     STORE IT
00057 3F5D BD E0CC         JSR    OUTS
00058 3F60 CE 3FE3         LDX    #LAST    POINT TO 'LAST' MESS.
00059 3F63 A6 00   CC      LDA A  00,X     GET CHARACTER TO PRINT
00060 3F65 C6 2E           LDA B  #'.      ASCII PERIOD IN B-REG
00061 3F67 11              CBA             IS CHAR IN A-REG A PERIOD?
00062 3F68 27 06           BEQ    ADRS2
00063 3F6A BD E1D1         JSR    OUTEEE   PRINT CHAR IN A REG
00064 3F6D 08              INX
00065 3F6E 20 F3           BRA    CC       LOOP FOR MORE
00066 3F70 8D 39   ADRS2   BSR    GETADR   GET LAST ADR
00067 3F72 08              INX             ADJUST IT
00068 3F73 FF 3F22         STX    LSTBYT   STORE IT
00069 3F76 FE 3F20         LDX    TEMP     POINT TO FIRST BYTE
00070 3F79 86 0D   CRLF    LDA A  #$0D     SEND CR,LF
00071 3F7B BD E1D1         JSR    OUTEEE
00072 3F7E 86 0A           LDA A  #$0A
00073 3F80 BD E1D1         JSR    OUTEEE
00074 3F83 86 11           LDA A  #17
00075 3F85 B7 3F24         STA A  COUNT    INIT COUNTER
00076 3F88 FF 3F20         STX    TEMP     STORE X REG
00077 3F8B CE 3F20         LDX    #TEMP
00078 3F8E BD E0C8         JSR    OUT4HS   PRINT ADDRESS
00079 3F91 FE 3F20         LDX    TEMP     RESTORE XREG
00080 3F94 7A 3F24 NXTBYT  DEC    COUNT
00081 3F97 27 E0           BEQ    CRLF
00082 3F99 BD E0CC         JSR    OUTS     SEND A SPACE
00083 3F9C A6 00           LDA A  X        BYTE TO A
00084 3F9E BD E0BF         JSR    OUT2H    PRINT IT, & INCREMENT X-REG
00085 3FA1 BC 3F22         CPX    LSTBYT   ARE WE DONE?
00086 3FA4 27 02           BEQ    JMONIT   YES, RETURN TO MIKBUG
00087 3FA6 20 EC           BRA    NXTBYT
00088 3FA8 7E E0E3 JMONIT  JMP    MONIT
00089 3FAB BD E0CC GETADR  JSR    OUTS     SEND SPACE
00090 3FAE 86 3F           LDA A  #'?      SEND QUESTION MARK
00091 3FB0 BD E1D1         JSR    OUTEEE
00092 3FB3 BD E047         JSR    BADDR    GET ADDRESS
00093 3FB6 39              RTS             RETURN

00095 3FB7 48      TITLE   FCC    /HEXADECIMAL MEMORY DUMP./
00096 3FCF 46      FIRST   FCC    /FIRST BYTE TO PRINT./
00097 3FE3 4C      LAST    FCC    /LAST BYTE TO PRINT./

00099 A048                 ORG    $A048
00100 A048 3F20            FDB    $3F20    STARTING ADDRESS IN PROG CTR
00101                      END
OUTEEE E1D1
OUT2H  E0BF
BADDR  E047

OUTS   E0CC
OUT4HS E0C8
MONIT  E0E3
TEMP   3F20
LSTBYT 3F22
COUNT  3F24
GO     3F25
AA     3F2B
ADRS1  3F38
BB     3F4D
GET    3F58
CC     3F63
ADRS2  3F70
CRLF   3F79
NXTBYT 3F94
JMONIT 3FA8
GETADR 3FAB
TITLE  3FB7
FIRST  3FCF
LAST   3FE3

TOTAL ERRORS 00000
```

```
*G HEXADECIMAL MEMORY DUMP
FIRST BYTE TO PRINT ?3F20 LAST BYTE TO PRINT ?3FF5
3F20  3F 20 3F F6 0C 8E A0 60 CE 3F B7 A6 00 C6 2E 11
3F30  27 06 BD E1 D1 08 20 F3 86 0D BD E1 D1 86 0A BD
3F40  E1 D1 86 00 BD E1 D1 BD E1 D1 CE 3F CF A6 00 11
3F50  27 06 BD E1 D1 08 20 F5 8D 51 FF 3F 20 BD E0 CC
3F60  CE 3F E3 A6 00 C6 2E 11 27 06 BD E1 D1 08 20 F3
3F70  8D 39 08 FF 3F 22 FE 3F 20 86 0D BD E1 D1 86 0A
3F80  BD E1 D1 86 11 B7 3F 24 FF 3F 20 CE 3F 20 BD E0
3F90  C8 FE 3F 20 7A 3F 24 27 E0 BD E0 CC A6 00 BD E0
3FA0  BF BC 3F 22 27 02 20 EC 7E E0 E3 BD E0 CC 86 3F
3FB0  BD E1 D1 BD E0 47 39 48 45 58 41 44 45 43 49 4D
3FC0  41 4C 20 4D 45 4D 4F 52 59 20 44 55 4D 50 2E 46
3FD0  49 52 53 54 20 42 59 54 45 20 54 4F 20 50 52 49
3FE0  4E 54 2E 4C 41 53 54 20 42 59 54 45 20 54 4F 20
3FF0  50 52 49 4E 54 2E
*
```

Fig. 1. Dump of the dump.

Douglas A. Schwab
1591 Gerald Ave.
Glendale Heights IL 60137

IC Testing: A Complete System

Here's a valuable addition to any home-brewer/experimenter's test-equipment collection.

How often have you found that the "prime" integrated circuit you so confidently soldered onto your printed-circuit board was bad? Most of us have had this problem from time to time.

In most cases, this frustrating experience could be avoided by testing the integrated circuits before using them. But the commercial IC testers cost many thousands of dollars. Do you simply have to "grin and bear it?" No! . . . if you own even a modest microcomputer system, you already have most of what is needed to test the little devils.

This article describes a low-cost interface that I designed and built for my SWTP 6800 system to do just that. All that is required is the SWTP 6800 system with its terminal, as little as 2K of memory and the IC tester interface. You should be able to duplicate the interface with all new parts for about $50. You won't be able to test the gate delay of an ECL IC, but you will be able to instantly locate most static faults in TTL and DTL ICs.

I wanted to keep the cost and hardware complexity to a minimum. The interface is designed to connect directly to the SWTP 6800 I/O bus. Quite simply, the IC tester interface allows the microcomputer to output logic conditions to the IC being tested and examine its response. With the proper program logic, most gates and clocked devices can be tested.

I chose to limit the size of the IC to be tested to 16 pins or less for my prototype. This number was especially attractive because it fit on a single I/O bus prototype PC board. Most of

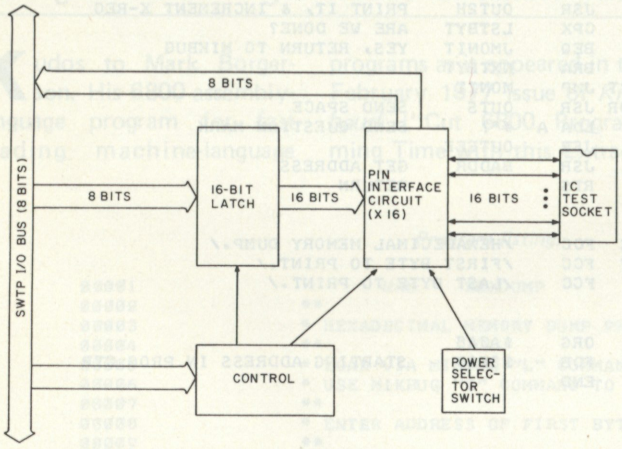

Fig. 1. IC tester block diagram.

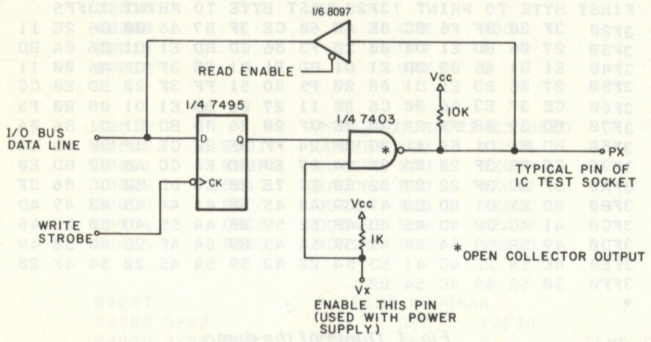

Fig. 2. Pin interface circuit.



IC tester control head.

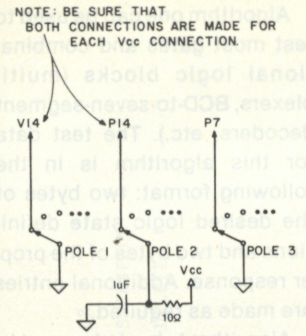

Fig. 3. Power-supply connections for IC test socket.

the ICs I wanted to test were 16 pins or less, anyhow. In any case, the basic design can easily be expanded to 32 pins, and, with slightly more trouble, to almost any reasonable size.

Hardware

Fig. 1. shows the general structure of the IC tester. When data is output to the device, it is latched into the 16-bit data latch. The pin interface circuit causes the data to be applied, bit by bit, as logic levels to the IC under test. It also allows logic levels to be read back into the CPU. The logic levels are read and written eight bits at a time, but if the driving program is properly structured, this should not be a problem.

The real heart of this IC tester is the pin interface circuit, which is shown in Fig. 2. This circuit is compatible with DTL, as well as with the popular TTL families (74, 74L, 74S, 74LS, 74H) and standard, open collector or three-state outputs. The typical pin can be an input, output, Vcc or ground connection. The circuit also protects the tester from damage due to either programming or operator error.



IC tester interface. (All photos by Diana L. Schwab)

When a pin is used as an input, the desired logic condition is simply defined. Output pins should be defined as logical one. Vcc and ground should be defined as logical one and zero, respectively. Pin 1 is always the most significant bit, and pin 16 is the least significant bit of the two-byte constant. Because of an inversion inherent to the pin interface circuit, all data should be ones complemented before being output to the device.

Fig. 3 shows the details of the power supply for the IC being tested. A three-pole, multiposition, nonshorting switch is used to make the power connections. Poles 1 and 3 are grounded, and pole 2 is connected to Vcc through a 10 Ohm resistor. Each switch position corresponds to a ground-Vcc connection pair (e.g., 7-14). For each position, the pole-1 contact is connected directly to the test IC pin to be grounded. The pole-2 contact is connected directly to the pin on which Vcc is to be supplied.

It is essential that, for each connection made to the pole-2 contacts, the corresponding connection be made between the pole-3 contact and the Vx enable for the test pin. This protects the tester against trying to ground a pin connected to Vcc. Fig. 4 is a complete tabulation of the switch connections.

The one remaining part of the hardware is the command decoder. This consists of a single 74S138 and a couple of inverters which provide the clock and enable signals required by the latches and three-state drivers. Decoding is provided to support 16 additional pins, if required. The "big picture," the IC-tester detailed logic diagram, is shown in Fig. 5.

Software Description

I have also written a program to drive the IC tester to test several members of the TTL

```
IC TESTER

IC TYPE NUMBER ?
7400
PWR SEL POS #1
TYPE SPACE TO TEST
IC GOOD

TYPE SPACE TO TEST
IC TYPE NUMBER ?
```

Typical operating sequence.

Switch Position	Gnd-Vcc	Pole 1 Contact	Pole 2 Contact	Pole 3 Contact
1	7-14	P7	P14	V14
2	8-16	P8	P16	V16
3	4-8	P4	P8	V8
4	11-4	P11	P4	V4
5	13-5	P13	P5	V5
6	12-5	P12	P5	V5

Fig. 4. Connections for the ground-Vcc switch.

family. It is a simple program with many possible enhancements. A complete listing is provided in Program A. The program is table-driven, so it is very easy to add new ICs to the list of those that can be tested.

Each IC the tester knows how to test is entered in the catalog. Each catalog entry consists of the eight-character ASCII name of the IC, left-justified and filled with blanks (e.g., 7400 _ _ _ _). The next two bytes contain the address of the truth table used to direct the test. Each entry must be exactly ten bytes, and additional catalog entries may be added immediately before the CATOB label.

The truth tables may vary in length depending on the complexity of the IC being tested. The first byte must always specify the algorithm number. This indicates which test procedure should be used (more on this later). The second byte contains the power-switch position number. The third and fourth bytes contain the 16-bit count of the number of bytes in the remainder of the table.

The remaining bytes in the table contain test data used by the test algorithm; the formats may vary. Three such algorithms are currently defined.

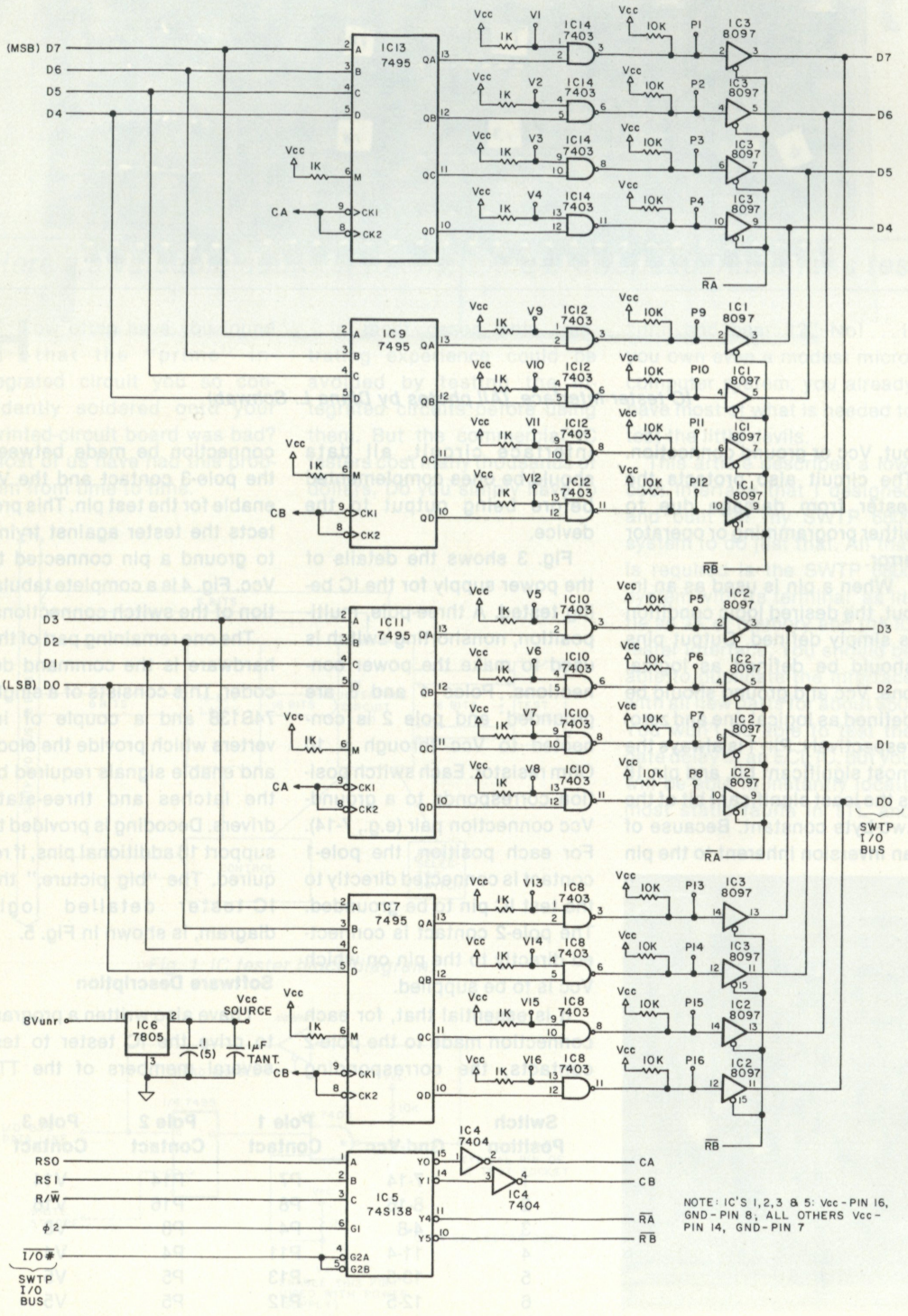

Fig. 5. IC tester—detailed logic diagram.

Algorithm one can be used to test most gates and combinational logic blocks (multiplexers, BCD-to-seven-segment decoders, etc.). The test data for this algorithm is in the following format: two bytes of the desired logic state definitions and two bytes of the proper response. Additional entries are made as required.

Algorithm two can be used to test edge-sensitive devices. These include many flip-flops, shift registers, counters and similar devices. The test data format is two bytes stating definition, two bytes with ones at pins where edge should occur and two bytes of the proper response. Similar entries are repeated as required.

Algorithm three tests pulse-sensitive devices, such as latches and memories. It is the same as algorithm two except that after the edges occur the bits are returned to their original conditions.

So far I have found no easy way to define the truth tables; I have simply drawn the logic elements at the top of a page and filled in ones and zeros in columns below them. There has to be a better way. I hope someone will write some sort of compiler or interpreter that will allow the IC to be described in terms of logical function, and drive the actual test.

Don't forget that some shortcuts are possible without drastically degrading the quality of the test. For instance, all four gates in a 7400 may be tested at the same time. Also, as long as each input pin is tried both high and low, all possible combinations of input pins do not necessarily need to be tried on complex gates and enable circuits.

Operating Considerations

Operating the IC tester is actually very straightforward.

1. When the system prompts with "Enter type number?" enter the IC-type number followed by a carriage return. (Control 0 will back-space one character, while Control X will delete the entire entry.)

2. Set the power-selector switch to the indicated position

and place the IC to be tested in the proper test socket. Type a space to start the test.

3. Read the test results.

4. Additional ICs of the same type may be tested by placing them in the test socket and typing a space. To change to another type, type carriage return and proceed as above.

A couple of operating cautions are in order. The Vcc-ground switch should always be set before inserting the IC. The IC tester is protected from operation error, but the IC being tested is not. No external connections should ever be made to the IC tester or the test socket.

Conclusion

So there it is . . . the IC tester! For a small investment of time and money, you can have a useful and versatile test instrument. And, best of all, when someone gestures at your pride and joy and asks, "But what can it *really* do?" you can show him! ■

Program A. Complete program listing.

```
00010                    NAM    ICTESTER
00020                    OPT    O
00030                  ****************
00040                  *
00050                  *  ICTESTER
00060                  *  VERSION 1.2.4
00070                  *
00080                  ****************

00100 A048                      ORG    $A048
00110 A048 0100                 FDB    XFERA

00130 0080                      ORG    $80
00140                     CONSTANTS, VARIABLES, ETC.
00150 0080 00          CTR1     FCB    0
00160 0081 0000        CTR2     FDB    0
00170 0083 0000        PTR1     FDB    0
00180 0085 0000        PTR2     FDB    0
00190 0087 00          TEMP1    FCB    0
00200 0088 0000        XRSAV    FDB    0
00210 008A 00          ALGNO    FCB    0          CURRENT ALGORITHM NUMBER
00220 008B 0000        CATPR    FDB    0          CATALOG ENTRY POINTER
00230 008D 0000        TRTBL    FDB    0          TRUTH TBL POINTER
00240 008F 00          PASS     FCB    0          RE-TEST CTR
00250 0090 00          PWRSW    FCB    0          CURRENT PWR SW POS
00260 0091 800C        APORT    FDB    $800C      ADDRESS OF ICTESTER CARD

00280      000A        TBSIZ    EQU    10         INPUT BUFFER BYTE SIZE
00290 0093 000C        TEMPBF   RMB    TBSIZ+2

00310 0100                      ORG    $100
00320      0100        XFERA    EQU    *          TRANSFER ADDRESS
00330 0100 7E 0103              JMP    *+3        HARDSTART = SOFTSTART
00340 0103 CE 0220              LDX    #TXT010    PRINT GREETING
00350 0106 BD E07E              JSR    PDATA1
00360      0109        RDTYP    EQU    *          RD NEXT TYPE NO
00370 0109 CE 0231              LDX    #TXT020    ASK FOR TYPE NUMBER
00380 010C BD E07E              JSR    PDATA1
00390      010F        READ     EQU    *          READ TYPE NUMBER
00400 010F 86 0A                LDA A  #TBSIZ
00410 0111 97 80                STA A  CTR1
00420 0113 CE 0093              LDX    #TEMPBF
00430 0116 DF 83                STX    PTR1
00440 0118 C6 20                LDA B  #$20       FILL WITH BLANKS
00450      011A        LOOP1    EQU    *
00460 011A E7 00                STA B  0,X
00470 011C 08                   INX
00480 011D 4A                   DEC A
00490 011E 26 FA                BNE    LOOP1
00500      0120        READ1    EQU    *
00510 0120 BD E1AC              JSR    INEEE
00520 0123 81 0D                CMP A  #$0D       TERM ON CR
00530 0125 27 32                BEQ    READ2
00540 0127 81 0F                CMP A  #$0F       CNTL O -BACKSPACE
00550 0129 27 15                BEQ    BKSPC
00560 012B 81 18                CMP A  #$18       CNTL X -DELETE
00570 012D 27 DA                BEQ    RDTYP
00580 012F 7D 0080              TST    CTR1
00590 0132 27 EC                BEQ    READ1
00600 0134 DE 83                LDX    PTR1
00610 0136 A7 00                STA A  0,X
00620 0138 08                   INX
00630 0139 DF 83                STX    PTR1
00640 013B 7A 0080              DEC    CTR1
00650 013E 20 E0                BRA    READ1
00660      0140        BKSPC    EQU    *
00670 0140 96 80                LDA A  CTR1
00680 0142 81 0A                CMP A  #TBSIZ
00690 0144 27 11                BEQ    BKSP1
00700 0146 86 5F                LDA A  #$5F
00710 0148 BD E1D1              JSR    OUTEEE
00720 014B DE 83                LDX    PTR1
00730 014D 09                   DEX
00740 014E 86 20                LDA A  #$20
00750 0150 A7 00                STA A  0,X
00760 0152 DF 83                STX    PTR1
00770 0154 7C 0080              INC    CTR1
00780 0157 20 C7        BKSP1   BRA    READ1

00800      0159        READ2    EQU    *
00810                  *  SEARCH CATALOG
00820 0159 CE 0343              LDX    #CATOL     START AT TOP
00830 015C DF 83                STX    PTR1       PTR1=>CAT ENTRY
00840      015E        LOOP3    EQU    *
00850 015E DE 83                LDX    PTR1
00860 0160 DF 8B                STX    CATPR
00870 0162 8C 03F7              CPX    #CATOB
00880 0165 27 78                BEQ    CATEN

00900 0167 CE 0093              LDX    #TEMPBF    PTR2=> INPUT BUFFER
00910 016A DF 85                STX    PTR2
00920 016C 86 06                LDA A  #6         CTR1= CHAR COUNT
00930 016E 97 80                STA A  CTR1

00950      0170        LOOP2    EQU    *
00960 0170 DE 83                LDX    PTR1
00970 0172 A6 00                LDA A  0,X
00980 0174 DE 85                LDX    PTR2
00990 0176 A1 00                CMP A  0,X
01000 0178 26 0F                BNE    NOMAT
01010 017A 08                   INX
01020 017B DF 85                STX    PTR2
01030 017D DE 83                LDX    PTR1
01040 017F 08                   INX
01050 0180 DF 83                STX    PTR1
01060 0182 7A 0080              DEC    CTR1
01070 0185 26 E9                BNE    LOOP2
01080 0187 20 10                BRA    MATCH      FOUND IT AT LAST

01100      0189        NOMAT    EQU    *          NO MATCH YET
01110 0189 DE 8B                LDX    CATPR      LOOK AT NEXT CAT ENTRY
01120 018B 08                   INX
01130 018C 08                   INX
01140 018D 08                   INX
01150 018E 08                   INX
01160 018F 08                   INX
```

FLEXIBLE DISK SYSTEM FOR KIM-1
HDE Model DM 816-DI-1

FEATURES:
- 0 Line numbered text entry and editing
- 0 Powerful command structure
- 0 Capability for user defined commands
- 0 Completely compatible with KIM input/output routines
- 0 Multiple resident files
- 0 Indexed storage and scratch pad



INCLUDES:
- 0 Sykes 7000 single drive disk and controller (expandable)
- 0 Power supply rated for 4 drives
- 0 KIM-4 motherboard interface card
- 0 All interconnecting cables
- 0 File oriented disk system (FODS)
- 0 User manual
- 0 90 day parts and labor warranty

THE FILE ORIENTED DISK SYSTEM:

- 0 Single or dual drive versions
- 0 Requires less than 4K bytes (F100 to FFF7)
- 0 Compatible with *Microsoft* KIM-1 BASIC and *Aresco* ASSEMBLER
- 0 Text editor functions/commands include:
  - — APPEND, END, EDIT(line), FILE(designation),
  - — LIST, SIZE, LOCATE, MOVE,
  - — PRINT, RESEQUENCE, SUBSTITUTE, NUMBERS
- 0 Disk functions/commands include:
  - — DELETE, DIRECTORY, LOAD,
  - — SCRATCH PAD(A and B), SAVE
- 0 Support functions/commands include:
  - — ADDRESS(line number), ASSEMBLE, CONTINUE ASSEMBLY,
  - — JOB, RUN, I/O SELECTION,
  - — JUMP(to monitor), PROMPT(change), etc.
- 0 Limited software warranty



PRICE: $1,995.00 F.O.B. Medina, Ohio

ORDER THE HDE DISK SYSTEM FROM

JOHNSON COMPUTER

P.O. BOX 523
MEDINA, OHIO 44256

(216) 725-4560

```
01170 0190 08            INX
01180 0191 08            INX
01190 0192 08            INX
01200 0193 08            INX
01210 0194 08            INX
01220 0195 DF 83         STX    PTR1
01230 0197 20 C5         BRA    LOOP3


01250      0199    MATCH EQU    *          CATALOG ENTRY FOUND
01260 0199 DE 8B         LDX    CATPR
01270 019B EE 08         LDX    8,X
01280 019D DF 8D         STX    TRTBL
01290 019F A6 01         LDA A  1,X        SHOW PWR SW POS
01300 01A1 97 90         STA A  PWRSW
01310 01A3 CE 02A5       LDX    #TXT080
01320 01A6 BD E07E       JSR    PDATA1
01330 01A9 CE 0090       LDX    #PWRSW
01340 01AC BD E0CA       JSR    OUT2HS


01360      01AF    NEXT  EQU    *          TEST NEXT IC
01370 01AF 7F 008F       CLR    PASS
01380 01B2 CE 0290       LDX    #TXT070
01390 01B5 BD E07E       JSR    PDATA1
01400 01B8 BD E1AC       JSR    INEEE
01410 01BB 81 20         CMP A  #$20
01420 01BD 27 03         BEQ    RETST
01430 01BF 7E 0109       JMP    RDTYP
01450      01C2    RETST EQU    *
01460 01C2 DE ED         LDX    TRTBL
01470 01C4 A6 00         LDA A  0,X        GET ALGORITHM NUMBER
01480 01C6 97 8A         STA A  ALGNO      SAVE IT FOR LATER
01490 01C8 81 01         CMP A  #$01       SIMPLE STORE COMPARE
01500 01CA 27 0A         BEQ    ALG01P
01510 01CC 81 02         CMP A  #$02       EDGE DEVICE ALGORITHM
01520 01CE 27 09         BEQ    ALG02P
01530 01D0 81 03         CMP A  #$03       PULSE DEVICE ALGORITHM
01540 01D2 27 08         BEQ    ALG03P
01550               * ADD ALG VECTORS HERE
01560 01D4 20 12         BRA    ERROR
01570 01D6 7E 02B4 ALG01P JMP    ALG01
01580 01D9 7E 02EE ALG02P JMP    ALG02
01590 01DC 7E 02EE ALG03P JMP    ALG03


01610      01DF    CATEN EQU    *          NOT IN CATALOG
01620 01DF CE 025D       LDX    #TXT050
01630 01E2 BD E07E       JSR    PDATA1     PRINT MESSAGE
01640 01E5 7E 0109       JMP    RDTYP


01660      01E8    ERROR EQU    *          SOME ERROR EXISTS
01670 01E8 CE 0270       LDX    #TXT060
01680 01EB BD E07E       JSR    PDATA1     PRINT MESSAGE
01690 01EE 3F            SWI


01710      01EF    PUT   EQU    *          OUTPUT TO IC
01720 01EF DF 88         STX    XRSAV
01730 01F1 DE 91         LDX    APORT
01740 01F3 43            COM A              CORRECT FOR HARDWARE INVERSION
01750 01F4 53            COM B
01760 01F5 A7 00         STA A  0,X
01770 01F7 E7 01         STA B  1,X
01780 01F9 43            COM A
01790 01FA 53            COM B
01800 01FB DE 88         LDX    XRSAV
```

```
      0242 3F
02200 0243 0D            FCB    CR,LF,EOD
      0244 0A
      0245 04
02210 0246 0D      TXT030 FCB    CR,LF
      0247 0A
02220 0248 49            FCC    /IC GOOD/
      0249 43
      024A 20
      024B 47
      024C 4F
      024D 4F
      024E 44
02230 024F 0D            FCB    CR,LF,EOD
      0250 0A
      0251 04
02240 0252 0D      TXT040 FCB    CR,LF
      0253 0A
02250 0254 49            FCC    /IC BAD/
      0255 43
      0256 20
      0257 42
      0258 41
      0259 44
02260 025A 0D            FCB    CR,LF,EOD
      025B 0A
      025C 04
02270 025D 0D      TXT050 FCB    CR,LF
      025E 0A
02280 025F 54            FCC    /TYPE NOT FOUND/
      0260 59
      0261 50
      0262 45
      0263 20
      0264 4E
      0265 4F
      0266 54
      0267 20
      0268 46
      0269 4F
      026A 55
      026B 4E
      026C 44
02290 026D 0D            FCB    CR,LF,EOD
      026E 0A
      026F 04
02300 0270 0D      TXT060 FCB    CR,LF
      0271 0A
02310 0272 2A            FCC    /*** CONTROL TABLE ERROR ***/
      0273 2A
      0274 2A
      0275 20
      0276 43
      0277 4F
      0278 4E
      0279 54
      027A 52
      027B 4F
      027C 4C
      027D 20
      027E 54
      027F 41
      0280 42
      0281 4C
      0282 45
      0283 20
      0284 45
      0285 52
      0286 52
      0287 4F
      0288 52
      0289 20
      028A 2A
```

```
01810 01FD 39              RTS

01830       01FE    GET    EQU    *          INPUT FROM IC
01840 01FE DF 88           STX    XRSAV
01850 0200 DE 91           LDX    APORT
01860 0202 A6 00           LDA A  0,X
01870 0204 E6 01           LDA B  1,X
01880 0206 DE 88           LDX    XRSAV
01890 0208 39              RTS
01910       0209    ICGOOD EQU    *          IC IS GOOD
01920 0209 7C 008F         INC    PASS       RETEST 255 TIMES
01930 020C 26 B4           BNE    RETST
01940 020E CE 0246         LDX    #TXT030
01950 0211 BD E07E         JSR    PDATA1
01960 0214 7E 01AF         JMP    NEXT

01980       0217    ICBAD  EQU    *          IC IS BAD
01990 0217 CE 0252         LDX    #TXT040
02000 021A BD E07E         JSR    PDATA1
02010 021D 7E 01AF         JMP    NEXT


02030       E07E    PDATA1 EQU    $E07E
02040       E1AC    INEEE  EQU    $E1AC
02050       E1D1    OUTEEE EQU    $E1D1
02060       E0C8    OUT4HS EQU    $E0C8
02070       E0CA    OUT2HS EQU    $E0CA
02080       E0E3    CONTRL EQU    $E0E3
02090       000D    CR     EQU    $0D
02100       000A    LF     EQU    $0A
02110       0004    EOD    EQU    $04


02130              *  TEXT STRINGS, ETC.
02140 0220 10      TXT010 FCB    $10,$16,CR,LF
      0221 16
      0222 0D
      0223 0A
02150 0224 49              FCC    /IC TESTER/
      0225 43
      0226 20
      0227 54
      0228 45
      0229 53
      022A 54
      022B 45
      022C 52
02160 022D 0D              FCB    CR,LF,LF
      022E 0A
      022F 0A
02170 0230 04              FCB    EOD
02180 0231 0D      TXT020  FCB    CR,LF
      0232 0A
02190 0233 49              FCC    /IC TYPE NUMBER ?/
      0234 43
      0235 20
      0236 54
      0237 59
      0238 50
      0239 45
      023A 20
      023B 4E
      023C 55
      023D 4D
      023E 42
      023F 45
      0240 52
      0241 20
      028B 2A
      028C 2A
02320 028D 0D              FCB    CR,LF,EOD
      028E 0A
      028F 04
02330 0290 0D      TXT070  FCB    CR,LF
      0291 0A
02340 0292 54              FCC    /TYPE SPACE TO TEST/
      0293 59
      0294 50
      0295 45
      0296 20
      0297 53
      0298 50
      0299 41
      029A 43
      029B 45
      029C 20
      029D 54
      029E 4F
      029F 20
      02A0 54
      02A1 45
      02A2 53
      02A3 54
02350 02A4 04              FCB    EOD
02360 02A5 0D      TXT080  FCB    CR,LF
      02A6 0A
02370 02A7 50              FCC    /PWR SEL POS /
      02A8 57
      02A9 52
      02AA 20
      02AB 53
      02AC 45
      02AD 4C
      02AE 20
      02AF 50
      02B0 4F
      02B1 53
      02B2 20
02380 02B3 04              FCB    EOD
02400       02B4    ALG01  EQU    *          ALGORITHM TO CHECK GATES
02410 02B4 DE 8D           LDX    TRTBL
02420 02B6 EE 02           LDX    2,X
02430 02B8 DF 81           STX    CTR2
02440 02BA DE 8D           LDX    TRTBL
02450 02BC 08              INX
02460 02BD 08              INX
02470 02BE 08              INX
02480 02BF 08              INX
02490 02C0 DF 83           STX    PTR1
02500       02C2    A01A   EQU    *
02510 02C2 DE 83           LDX    PTR1
02520 02C4 A6 00           LDA A  0,X
02530 02C6 E6 01           LDA B  1,X
02540 02C8 BD 01EF         JSR    PUT
02550 02CB BD 01FE         JSR    GET
02560 02CE DE 83           LDX    PTR1
02570 02D0 A1 02           CMP A  2,X
02580 02D2 26 17           BNE    A01B
02590 02D4 E1 03           CMP B  3,X
02600 02D6 26 13           BNE    A01B
02610 02D8 08              INX
02620 02D9 08              INX
02630 02DA 08              INX
02640 02DB 08              INX
02650 02DC DF 83           STX    PTR1
02660 02DE DE 81           LDX    CTR2
02670 02E0 09              DEX
02680 02E1 09              DEX
02690 02E2 09              DEX
02700 02E3 09              DEX
02710 02E4 DF 81           STX    CTR2
```

```
02720 02E6 26 DA          BNE    A01A
02730      02E8    A01G   EQU    *
02740 02E8 7E 0209        JMP    ICGOOD
02750      02EB    A01B   EQU    *
02760 02EB 7E 0217        JMP    ICBAD
02780      02EE    ALG02  EQU    *          ALG TO CHECK EDGE AND PULSE
02790      02EE    ALG03  EQU    *          SENSITIVE DEVICES
02800 02EE 96 8A          LDA A  ALGNO
02810 02F0 DE 8D          LDX    TRTBL
02820 02F2 4A             DEC A
02830 02F3 4A             DEC A
02840 02F4 97 87          STA A  TEMP1
02850 02F6 EE 02          LDX    2,X
02860 02F8 DF 81          STX    CTR2
02870 02FA DE 8D          LDX    TRTBL
02880 02FC 08             INX
02890 02FD 08             INX
02900 02FE 08             INX
02910 02FF 08             INX
02920 0300 DF 83          STX    PTR1
02930      0302    A02A   EQU    *
02940 0302 DE 83          LDX    PTR1
02950 0304 A6 00          LDA A  0,X
02960 0306 E6 01          LDA B  1,X
02970 0308 BD 01EF        JSR    PUT
02980 030B A8 02          EOR A  2,X
02990 030D E8 03          EOR B  3,X
03000 030F BD 01EF        JSR    PUT
03010 0312 7D 0087        TST    TEMP1
03020 0315 27 07          BEQ    A02B       ALG02 GENERATES EDGE ONLY
03030 0317 A8 02          EOR A  2,X
03040 0319 E8 03          EOR B  3,X
03050 031B BD 01EF        JSR    PUT
03060      031E    A02B   EQU    *
03070 031E BD 01FE        JSR    GET
03080 0321 A1 04          CMP A  4,X
03090 0323 26 1B          BNE    A02D
03100 0325 E1 05          CMP B  5,X
03110 0327 26 17          BNE    A02D
03120 0329 08             INX
03130 032A 08             INX
03140 032B 08             INX
03150 032C 08             INX
03160 032D 08             INX
03170 032E 08             INX
03180 032F DF 83          STX    PTR1
03190 0331 DE 81          LDX    CTR2
03200 0333 09             DEX
03210 0334 09             DEX
03220 0335 09             DEX
03230 0336 09             DEX
03240 0337 09             DEX
03250 0338 09             DEX
03260 0339 DF 81          STX    CTR2
03270 033B 26 C5          BNE    A02A
03280      033D    A02C   EQU    *
03290 033D 7E 0209        JMP    ICGOOD
03300      0340    A02D   EQU    *
03310 0340 7E 0217        JMP    ICBAD
03330                     *  CATALOG OF TESTABLE IC'S
03340      0343    CATOL  EQU    *

03360 0343 37             FCC    8,7400
      0344 34
      0345 30
      0346 30
      0347 20
      0348 20
      0349 20
      034A 20
03370 034B 03F7           FDB    TT01

03390 034D 37             FCC    8,7403
      0397 20
      0398 20
      0399 20
      039A 20
03610 039B 041F           FDB    TT03

03630 039D 37             FCC    8,7414
      039E 34
      039F 31
      03A0 34
      03A1 20
      03A2 20
      03A3 20
      03A4 20
03640 03A5 041F           FDB    TT03

03660 03A7 37             FCC    8,7416
      03A8 34
      03A9 31
      03AA 36
      03AB 20
      03AC 20
      03AD 20
      03AE 20
03670 03AF 041F           FDB    TT03

03690 03B1 37             FCC    8,7407
      03B2 34
      03B3 30
      03B4 37
      03B5 20
      03B6 20
      03B7 20
      03B8 20
03700 03B9 042B           FDB    TT04

03720 03BB 37             FCC    8,7420
      03BC 34
      03BD 32
      03BE 30
      03BF 20
      03C0 20
      03C1 20
      03C2 20
03730 03C3 0437           FDB    TT05

03750 03C5 37             FCC    8,7413
      03C6 34
      03C7 31
      03C8 33
      03C9 20
      03CA 20
      03CB 20
      03CC 20
03760 03CD 0437           FDB    TT05

03780 03CF 37             FCC    8,7440
      03D0 34
      03D1 34
      03D2 30
      03D3 20
      03D4 20
      03D5 20
      03D6 20
03790 03D7 0437           FDB    TT05

03810 03D9 37             FCC    8,7474
      03DA 34
      03DB 37
      03DC 34
      03DD 20
      03DE 20
      03DF 20
```

```
                034E 34
                034F 30
                0350 33
                0351 20
                0352 20
                0353 20
                0354 20
03400           0355 03F7           FDB     TT01

03420           0357 37             FCC     8,7426
                0358 34
                0359 32
                035A 36
                035B 20
                035C 20
                035D 20
                035E 20
03430           035F 03F7           FDB     TT01

03450           0361 37             FCC     8,7402
                0362 34
                0363 30
                0364 32
                0365 20
                0366 20
                0367 20
                0368 20
03460           0369 040B           FDB     TT02

03480           036B 37             FCC     8,7428
                036C 34
                036D 32
                036E 38
                036F 20
                0370 20
                0371 20
                0372 20
03490           0373 040B           FDB     TT02

03510           0375 37             FCC     8,7433
                0376 34
                0377 33
                0378 33
                0379 20
                037A 20
                037B 20
                037C 20
03520           037D 040B           FDB     TT02

03540           037F 37             FCC     8,7404
                0380 34
                0381 30
                0382 34
                0383 20
                0384 20
                0385 20
                0386 20
03550           0387 041F           FDB     TT03

03570           0389 37             FCC     8,7405
                038A 34
                038B 30
                038C 35
                038D 20
                038E 20
                038F 20
                0390 20
03580           0391 041F           FDB     TT03

03600           0393 37             FCC     8,7406
                0394 34
                0395 30
                0396 36
```



```
                03E0 20
03820           03E1 0453           FDB     TT06

03840           03E3 37             FCC     8,74S138
                03E4 34
                03E5 53
                03E6 31
                03E7 33
                03E8 38
                03E9 20
                03EA 20
03850           03EB 0475           FDB     TT07

03870           03ED 37             FCC     8,74LS138
                03EE 34
                03EF 4C
                03F0 53
                03F1 31
                03F2 33
                03F3 38
                03F4 20
03880           03F5 0475           FDB     TT07

03900           03F7    CATOB       EQU     *
03920           03F7    TT01        EQU     *           TRUTH TABLE FOR 7400, ETC.
03930           03F7 01             FCB     $01         ALG NUMBER
03940           03F8 01             FCB     1           POWER SWITCH POS
03950           03F9 0010           FDB     16          BYTE COUNT FOR TEST DATA
03960           03FB 2524           FDB     $2524       (DEFINE) TEST DATA
03970           03FD 2524           FDB     $2524       (COMPARE)
03980           03FF 6D6C           FDB     $6D6C
03990           0401 6D6C           FDB     $6D6C
04000           0403 B5B4           FDB     $B5B4
04010           0405 B5B4           FDB     $B5B4
04020           0407 FDFC           FDB     $FDFC
04030           0409 D8DC           FDB     $D8DC


04050           040B    TT02        EQU     *           TT FOR 7402, ETC.
04060           040B 01             FCB     $01
04070           040C 01             FCB     1
04080           040D 0010           FDB     16
04090           040F 904C           FDB     $904C
04100           0411 904C           FDB     $904C
04110           0413 B4DC           FDB     $B4DC
04120           0415 2494           FDB     $2494
04130           0417 D96C           FDB     $D96C
04140           0419 4924           FDB     $4924
04150           041B FDFC           FDB     $FDFC
04160           041D 6DB4           FDB     $6DB4


04180           041F    TT03        EQU     *           TT FOR 7404, ETC.
04190           041F 01             FCB     1
04200           0420 01             FCB     1
04210           0421 0008           FDB     8
04220           0423 5554           FDB     $5554
04230           0425 5554           FDB     $5554
04240           0427 FDFC           FDB     $FDFC
04250           0429 A8AC           FDB     $A8AC


04270           042B    TT04        EQU     *           TT FOR 7407, ETC.
04280           042B 01             FCB     1
04290           042C 01             FCB     1
04300           042D 0008           FDB     8
04310           042F 5554           FDB     $5554
04320           0431 0004           FDB     $0004
04330           0433 FDFC           FDB     $FDFC
04340           0435 FDFC           FDB     $FDFC
```

```
                                                                                
                                                                                
                                                                                
```

SELECTRA-TERM™

Turn your TRS-80 into a complete word processing system.

Just hook up the cables and connectors supplied with your SELECTRA-TERM and you're ready to run. Input your text and type the single command: LPRINT. The SELECTRA-TERM automatically outputs clear, clean high fidelity copy. Incredibly simple!

```
COMPARE THIS
DOT MATRIX OUTPUT
with the
SELECTRA-TERM high
fidelity impact
print!
```

Brand new. **$1925**☆
Fully assembled and tested.
Delivery five weeks.
Many options available.

☆115 VAC, 60 Hz Model.

SELECTRA-TERM can also be connected to the parallel port of PET ▪ Apple II ▪ Heath H8 ▪ IMSAI ▪ Cromemco ▪ Alpha Microsystems ▪ Space Byte ▪ North Star Horizon ▪ SWTP ▪ Vector Graphic ▪ Sol ▪ Polymorphic ▪ Digital Group ▪ Ohio Scientific ▪ Altair ▪ Sorcerer ▪ Xitan ▪ Rex ▪ KIM ▪ Versatile CRT ▪ EXORcisor

Direct international sales inquiries to
International Sales Division
17648 Orna Drive
Granada Hills, CA 91344 USA

Discounts Available to
EDUCATIONAL ACCOUNTS
Contact Dolores Sun
P. O. Box 8394 • Ann Arbor, MI 48105
(313) 665-8514

M30
micro computer devices inc.
960 E. Orangethorpe, Bldg. F
Anaheim, California 92801
Telephone (714) 992-2270

*TRS-80 is a product of Radio Shack

"Innovators to the Microcomputer Industry"

Music, Music and More Music

Software Technology Corporation has a package for all you music lovers. Music is called the "universal language"; this lets you make music in a high-level language.

Rod Hallen
Road Runner Ranch
PO Box 73
Tombstone AZ 85638

Order a personal computer product by mail and receive it in seven days? . . . completely assemble an S-100 music board in three and a half minutes, or 35 minutes from sealed package to computer music?

Impossible? No, not if the company is Software Technology and the product is their "Music System."

I have always been interested in music and, although my piano teacher of 30 years ago might not agree, I have always wanted to play a musical instrument. Until recently I confined my playing to our family organ —only when the family wasn't at home. Because of my interest I have devoured every computer-music article I could find . . . but never got around to putting together the necessary hardware.

Therefore, I couldn't quite believe or resist the brochure that I received in the mail from Software Technology. (Some kind of cousin to Processor Technology, I think.) They are offering for immediate delivery—now that's a most unusual way of doing business—a complete "Music System": S-100 board kit, cassette tape with music operating system and manual for $24.50. Being a trusting individual, I sent my check in the mail the very same day; I received my "Music System" seven days later.

After recovering from that surprise, I rushed home, tore open the package and set to work. Almost before I started assembly I was finished! . . . three and a half minutes by the clock. This is not too hard to understand if you consider that the S-100 circuit board is one and a half inches wide by six

NEW	Start new file
FILE	Define file size and display
LIST	Display current file
DELETE	Delete line or lines of file
SCORE	Compile file
PLAY	Play file
RETURN	Return to resident operating system

Table 1. Music operating system commands. By specifying an address or line number after a command, specific functions are controlled. Only the first letter of a command must be entered—the rest are optional.

W =	Whole note	: =	Triplet
H =	Half note	$ =	Rest
Q =	Quarter note	K =	Key
I =	Eighth note	N =	Tempo
S =	Sixteenth note	* =	Treble clef
T =	Thirty-second note	@ =	Bass clef
X =	Sixty-fourth note	P =	Part
. =	dotted note	R =	Repeat
M =	Measure	' =	Short articulation
# =	Sharp	" =	Long articulation
& =	Flat	, =	Staccato
% =	Natural	/ =	Remark

1 - 2 - 3 - 4 - 5 - 6 - 7 - 8 - 9 - A - B - C - D - E - and F are the coding for the notes plus or minus middle C

Table 2. Music system high-level language. You can get an idea of how it is used by comparing the coded portion of Fig. 1 with the music. The placement of the notes on the staff is numbered in hex plus or minus from middle C, which is zero (0). C above middle C would be + 7. See Fig. 1, measure 5.

inches long and holds three resistors and two capacitors.

Now, if you are sitting there looking at your five by ten inch S-100 boards and trying to figure out what I'm talking about, let me explain. This board makes two connections to the S-100 bus. One is ground (Pin 50) and the other is PINTE (Pin 28). That's all! The board is just as long as the S-100 socket, and when inserted makes contact with the two pins mentioned above. Trying to install this in a fully loaded motherboard could be a chore. I might even hard-wire this to my CPU board to free a slot.

A coax cable (not included) connects the music board to *your* amplifier (necessary to increase the very low signal level), and music results. PINTE is the 8080 Interrupt Enable lead, and the processor manipulates it in such a way that square-wave tones are generated.

The manual (40 information-packed pages) was obviously written by someone knowledgeable about both computers and music and how to combine the two. Everything is presented in a clear, straightforward manner. In a very short time I had coded and was playing 28 measures of "Born Free" in three voices.

The cassette tape has the music operating system in CUTS format on one side and 300 baud Kansas City format on the other. After loading the tape (4K starting at 0000H is required; 8K or more is recommended) and executing 0000, the command processor is ready for your instructions, most of which are self-explanatory (see Table 1).

FILE defines the amount of memory used, and the starting and ending addresses of the current music file are displayed. SCORE takes the coding that you have entered and compiles it as binary code for the actual playing of the music and displays where this code is located. LIST displays the current file for additions or corrections; PLAY does just what it says it does.

Coding a piece of music for the "Music System" turns out to be much easier than it first appears. Table 2 is a list of some of the symbols used. Once the symbols for the values of different notes have been memorized, it is very simple to move across the page coding one voice at a time. The system can handle three voices (notes) at once and 32 notes per voice per measure. Fig. 1 is an example of a few measures that have been coded.

Lines 0010 and 0030 are remarks; line 0040 defines the key and tempo. The tempo can be changed by increasing or decreasing the figures after the equal sign. The tempo can also be controlled by the computer sense switches (Inport FF) to give you dynamic control of a piece while it is playing. This is just one more reason for me to extend my sense switches to a point outside of my SOL for better accessibility.

The cassette contains six coded classical pieces, so you can hear what computer music sounds like before you try your hand at coding. Load the operating system, load one of the six selections and PLAY for a pleasant surprise.

I believe that I have found one error in the manual. The coding example shown gives the key and tempo as:

```
0060  K2&
0070  NQ-50
```

My system prints error messages unless I place both key and tempo on the same line as shown in Fig. 1c (line 0040). The selections recorded on the cassette tape also use one line for both.

The "Music System" was written specifically for the SOL and the I/O routines that it contains on PROM. Six pages are devoted to helping non-SOL users write the patches necessary to read the CUTS format tape and to access their own screen print routines.

Many other features are provided in the system, and though I don't understand all of the music terminology used, I am sure it won't be long before I am using every available function.

Here is a quick, simple and inexpensive way to get into computer music and impress your friends and family as well. The results are outstanding, educational and, above all, just plain fun! For music with a difference PLAY a little uncoded memory—your monitor PROM, for example. Now there *is* music out of this world! ■

Software Technology Corp.
PO Box 5260
San Mateo CA 94402
(415) 349-8080



Fig. 1a.

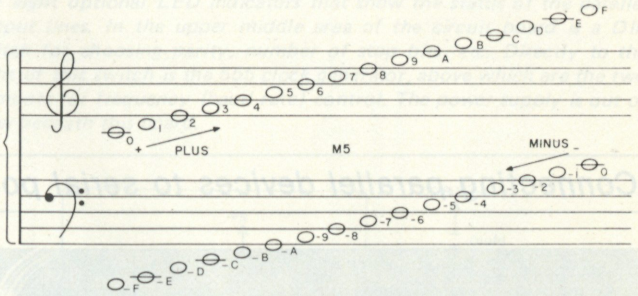

Fig. 1b.

```
0010 / NO SONG
0020 / BY ROD HALLEN 12-21-77
0030 /
0040 K1# NQ=50
0050 PA
0060 M1 V1*Q6Q7I8I9Q.8 V2@H1H2 V3@H3H4
0070 M2 V1*H7H6 V2@H3H2 V3@H5H4
0080 M3 *W7 V2@W1 V3@W3
0090 M4 *H8H$ V2@H2H$ V3@H4H$
0100 PB RA
0110 PC
```

Fig. 1c.

Fig. 1. The music and the coding. Lines beginning with / are remarks and are stored and displayed but not compiled. Line 0040 indicates the key of F# and says make a Quarter note equal to 50 iterations of a loop in the tone generator. More or less determines the tempo. 0050 defines the beginning of part A. 0060 is measure 1. It reads—Voice 1 (V1)—Treble Clef (*)—Quarter note 6 (Q6)—Quarter note 7 (Q7)—Eighth note 8 (I8)—Eighth note 9 (I9)—dotted Quarter note 8 (Q.8). V2, V3 and 0070 to 0090 read the same way. 0100 indicates that part B will be a repeat of part A. 0110 will be the beginning of part C. Once coding is learned, many of the symbols that are shown can be left out since note value once set will remain the same until reset. As an example: Q6Q7I8I9Q.8 could be written Q67I89Q.8.

Build a Serial-to-Parallel Converter

Connecting parallel devices to serial ports is a snap. If you doubt it, read this article.



Serial-to-parallel converter in enclosure. Unit will accept either serial TTL or RS-232 inputs while also providing similar outputs to be used elsewhere. Parallel TTL outputs are available through a ribbon cable at the rear of the enclosure, shown here with a DB-25 connector.

F. R. Ruckdeschel
773 John Glen Blvd.
Webster NY 14580

After two years of soldering, I am embarrassed to confess that my software files can all be stored on three C-60 cassettes (300 baud). Although sufficient hardware has been in place for more than a year to do general programming, the satisfaction of making shiny solder connections has become an obsession; 22-slot Imsai motherboards are particularly inviting with their 2200 connections. The therapeutic value of relaxing over a hot soldering pencil must be similar to the satisfaction derived from knitting. However, a point is eventually reached at which the guilt of not using the computer (an Imsai) for its intended purpose becomes overwhelming.

I reached this point recently and made a resolution to concentrate on software. I sat down at my dual CRT terminal and began to dream about creating some money-making software, or at least a game. It was about time the graphics display was used for something other than checking whether or not it worked. As I started to type in a little program, the line overwriting of the terminal became intolerable. Thus, the terminal was disassembled, and the line-feed signal was jumpered to the line erase on the cursor board.

Now I was ready to go again. After a few hours, it became apparent that the paper-saving CRT display was helpful in forest conservation, but was also confusing when trying to remember where to jump to in a program (or where one jumped from). Obviously, hard-copy output was needed.

Coincidentally, I had previously constructed a PR-40 printer (actually, only the interface). However, the printer interface required seven-bit parallel input plus a strobe. All I had immediately available was the parallel port used with the graphics display. My first thought was to design and build or buy — in kit form, of course — another parallel I/O for the Imsai. However, remembering my resolution, I decided to build a small serial-to-parallel converter that would simply tap into the RS-232 line coming from (or going to) the terminal. Obviously, an etched PC board was required to assure the esthetics of soldering. This was the origin of the schematics and foil pattern shown in this article.

Operating Features

Before I could charge ahead, a few of the operating features needed to be established:

1. The parts used had to be on hand. I used a 7400 quad NAND gate as an inverter. The clock required for the universal asynchronous re-

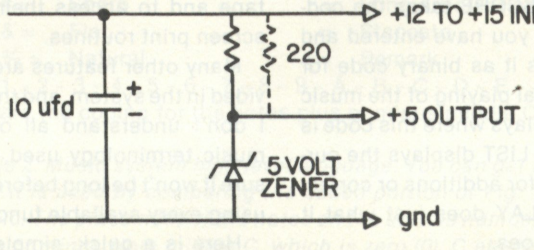

Fig. 1. Five volt power supply.

ceiver-transmitter (UART) was to be based on a 555 timer. I did not have the UART itself, but chose the AY-5-1013 for its price (about $6) and particular ability to be used for five-bit reception. Someday, copying Baudot might be desired.

2. The interface was not to create any software overhead. After all, in spite of the resolution, I had always avoided software; so why change? Thus, the interface was required to create a data strobe to go with the parallel output.
3. The unit had to be flexible in baud rate and data format, mandating the use of trimpots and switches.
4. The parallel output line was to have LEDs to display the actual data format. This is useful in deciphering a terminal's parity and data bit number. This feature has been useful in determing Mits computer terminal formats since, for some reason, that information is missing from my manuals.
5. Flexibility was to be maintained to cope with unforeseen situations, such as negative logic signals.

The schematics shown in Figs. 1 through 4 accomplish most of the above goals at a low cost. The circuitry is fairly simple and has worked reliably for several months.

Circuit Description

Power supplies: The AY-5-1013 UART requires supply voltages of +5 and -12 volts, nominally ±5 percent. As I have previously needed a buffered RS-232C signal, one additional supply requirement of +12 volts was added. Those voltages can all be derived from a ±15 volt op amp supply; 250 mA capacity is more than sufficient.

As the load current requirements are fairly low, simple zener regulation was used. The filter capacitor is on the source voltage line to keep ripple away from the regulation voltage level.

The 5 volt supply shows two parallel 220 Ohm current-limiting resistors. One is sufficient if the optional data output LEDs are not used. If the source voltage is not 15 volts, some experimentation will be required to determine the proper current-limiting resistor.

Resistor values shown were chosen by putting the entire unit in operation (all LEDs on) and adjusting the net resistor value (starting high) until 30 mA of the load current was passing through the zener. This appears to give a sufficient regulation margin and does not lead to excessive power dissipation in the 5 volt zener.

Clock: The circuit shown in Fig. 3 provides a TTL square wave output whose frequency is dependent on the values of R and C. A choice of two frequencies is available through switched trimpots R_1 and R_2. For my purposes, the two frequencies of interest were 300 and 600 baud, and the corresponding component values are C=.003 uF with 10k Ohm and 500 Ohm trimpots. The clock is best set using a digital counter and setting the frequency to 16 times the desired baud rate. A second choice is an oscilloscope comparison with the 60 Hz line frequency. A third choice is trial and error, which is not difficult if the data LED indicators are used. Although I was apprehensive about clock stability, this has never been a problem.



Enclosure disassembled. Front-panel connections are shown at the left. Main board contains a DIP socket for the parallel output ribbon cable. Immediately below the DIP socket is the UART. Immediately above are the eight optional LED indicators that show the status of the parallel output lines. In the upper middle area of the circuit board is a DIP switch for choosing parity, number of stop bits, etc. Directly to the right of this switch is the 555 clock generator, above which are the two trimpots for frequency (baud rate) control. The power supply is out of view beneath this board.

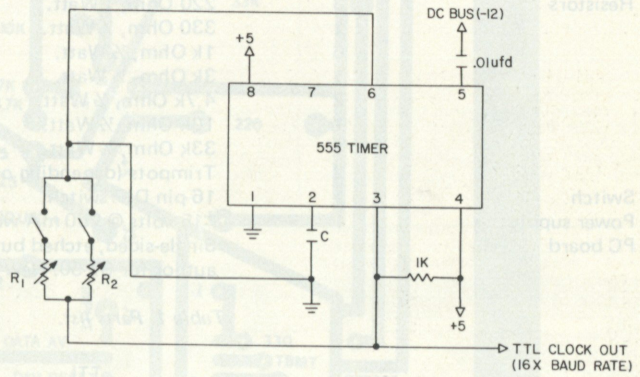

Fig. 3. Clock source for determining the bit rate (baud).

Serial-to-parallel converter section: The AY-5-1013 is fairly easy to use. The TTL serial input is obtained from the emitter follower transistor arrangement shown in Fig. 4. This transistor is biased so that with no input (open input line), the emitter resides at approximately 0 volts. If a transistor other than a 2N2923 is used, some adjustment of the bias resistors may be required. The emitter generally follows the input signal, though the negative swing is more limited than that in the positive direction. This asymmetry causes no trouble at all with the eventual TTL level and causes little difficulty with the buffered output.

The buffered RS-232C signal is converted to TTL levels by a 5 volt zener diode. The small (≈ .6 volt) negative swing of the signal at the zener side of J5 is acceptable to the circuitry that follows.

The J5 jumper position is a key signal node. With a RS-232C signal input, the TTL signal may be fed directly to the UART input or may be inverted. Normal RS-232C signals use negative voltage swings to represent 1 and positive swings to represent 0. Thus, inversion is required. This is accomplished through the jumper between J5 (right) and J6, which inserts an inverter in the signal path. The zener side of J5 also offers an entry point for TTL serial input

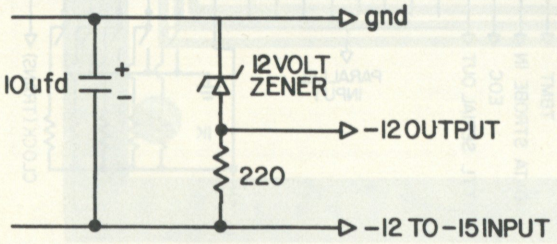

Fig. 2. Negative twelve volt power supply.

signals. Again, the inversion option is available.

What the UART does with the input is determined by the 5 control bits (EPS, NB1, NB2, TSB and NP). These bits are selected by the 5 DIP switches at the lower right of the schematic; a pull-down arrangement is used, the control bits are always enabled as the control strobe (CS) input is hard-wired to a logic 1 level.

Other control signals permanently enabled are $\overline{SWE}$ and $\overline{RDE}$. These cause the status word bits and received data bits to be continually and immediately placed on their respective output lines. In the case of the parallel output lines, LEDs containing internal resistors are used to indicate the output logic levels.

A strobe (active low) signal is automatically created upon reception of a serial input character. Such a strobe is required by the PR-40 interface. It can also be conveniently used to enable Tri-state buffers leading to a data bus, etc. This strobe is generated by the two inverters appearing at the lower left of Fig. 4. The data available (DAV) signal from the UART is used as the initiator for this signal. The DAV flip-flop signal is inverted by the 7400, the output of which is the active low signal desired.

However, unless the DAV flip-flop is reset, this signal does not return high to do the same for the next character received. Thus, the signal is again inverted and, after an RC delay, applied to the external reset (XR) control on the UART. This resets *all* the UART flags, including DAV. The reason for using XR and not DAV reset (DAVR) is to ensure that at some later date the error flags (OR, FE and PE) may be

Item	Quantity	Description
Integrated circuits	1	AY-5-1013 UART (General Instrument part; obtained through James Electronics).
	1	555 timer.
	1	7400 quad NAND gate.
LEDs	8	Internal resistor LEDs (Polypaks: order extras as the yield rate I observed was 6/8).
	1	LED (almost any low-current device will do).
Zeners	1	12 volt.
	2	5 volt.
Transistors	1	NPN with reasonable breakdown characteristics; 2N2923.
Capacitors	2	10 uF tantalum, 25 volt.
	1	.003 disk (depending on baud rate).
	1	.01 disk.
	1	.1 disk.
Resistors	3	220 Ohm, 1 Watt.
	1	330 Ohm, ½ Watt.
	6	1k Ohm, ½ Watt.
	1	3k Ohm, ½ Watt.
	2	4.7k Ohm, ½ Watt.
	1	10k Ohm, ½ Watt.
	1	33k Ohm, ½ Watt.
	2	Trimpots (depending on baud rate).
Switch	1	16-pin DIP switch.
Power supply	1	±15 volts @ 250 mA worked well.
PC board		Single-sided, etched but undrilled board is available from the author for $7.50. New York State residents, add sales tax.

Table 1. Parts list.

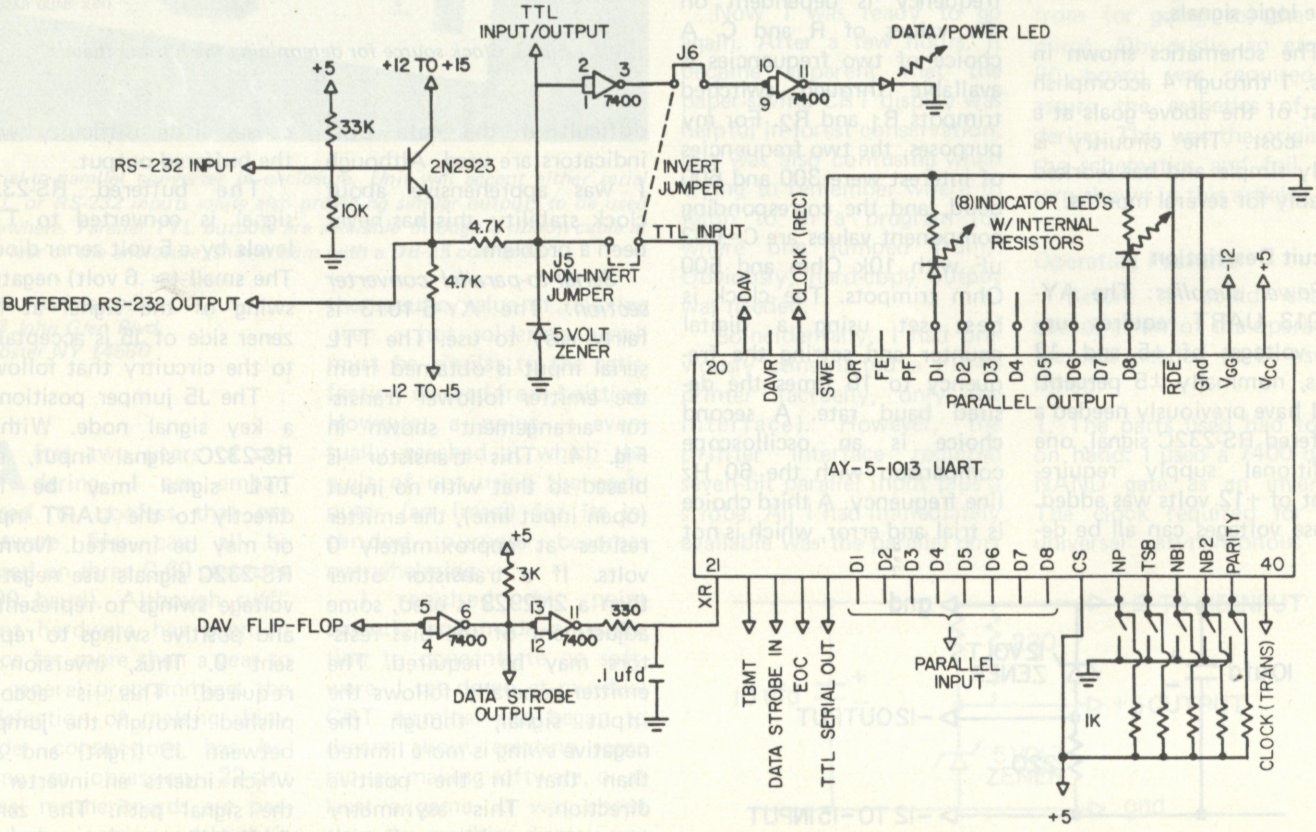

Fig. 4. Conversion section of serial-to-parallel converter.

conveniently monitored. With the components shown in Fig. 4, the strobe pulse length is seven microseconds. (For those who have attempted to interface their PR-40s directly to a Mits parallel I/O, there is a small problem: The output strobe duration is too short. A pulse stretcher [greater than one microsecond] is required.) The parallel output signals, along with the strobe, are all that are required to drive the PR-40.

Other circuitry: To indicate both the presence of power, signal and signal polarity error, the simple data/power LED circuit was added. If the converter is turned on but not connected to a serial input line, J6 goes to a logic 1 state and the LED is enabled. If the signal line is connected but there is no data transmission, a mark signal is received. If this mark leads to a TTL 1 level, the LED stays on. If the signal line polarity is wrong, the LED goes out, indicating a fault; changing the jumper corrects this. If the power is on and the signal line polarity correct, then a data signal is apparent by flicker in the LED.

Also included on the printed circuit foil pattern are provisions for parallel-to-serial conversion using the existing clock. The required parallel input and strobe signals may be obtained directly from a typical Mits parallel I/O board. Note,

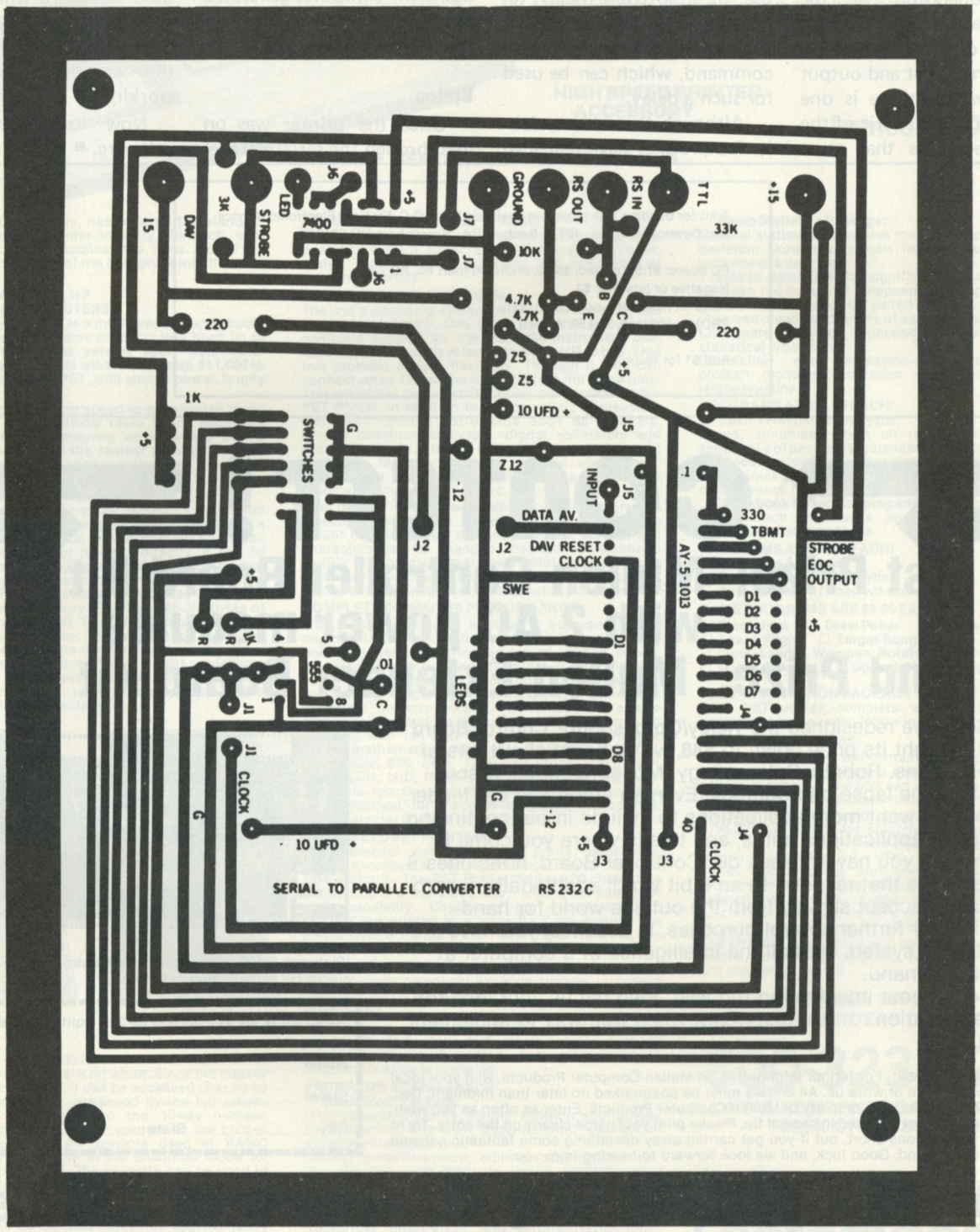

Fig. 5. Printed circuit foil pattern.

however, the serial output signal is TTL level and not RS-232C. A simple transistor circuit could easily be designed to translate the logic levels.

It should also be noted that the flags associated with parallel-to-serial conversion can be reset by a serial character input, as XR is activated upon reception.

Converter Operation

The operation of the serial-to-parallel converter is straightforward. Simply connect the input and output lines. However, there is one operating characteristic of the PR-40 mechanics that must be accounted for: slow print head return. If the converter is hooked to the terminal transmit line, there is no problem; a one-second wait after a carriage return is sufficient. If instead the converter is connected to the terminal receive line, it is possible that data may be received during a print cycle. This may mess up the printed line or data may be lost. Such a situation may be avoided by use of a software delay (at last, software). Most of the larger BASICS have a null command, which can be used for such a delay.

Although the setup is fairly foolproof, I have managed to accidentally create a curious fault. It is possible to set the serial transmission format (parity, stop bits and number of data bits) variously different on the computer SI/O board, terminal and converter so the terminal receives and transmits without display error; but the converter, when placed on the terminal receive line, gives the printer "correct" data only upon terminal echo, and not with computer-generated text. Thus, a little consistency in format is necessary.

Epilog

Once the printer was on line through the serial/parallel converter, the beauty of CRT displays became evident. It is easy to create yards of printout, again making it difficult to determine what was done and, more important, keep a concise log. My response was to connect the converter to the terminal's transmit line. In this way, all the statements typed are recorded, and not the returning prompts, syntax errors, etc. Also, the printer is in a local mode and can be used to record what was previously handwritten in my notebook — whether or not the computer is on (or working).

Now to concentrate on software. ■

A kit for building this project is available from: O.C. Stafford Electronic Service and Development Co., 427 S. Benbow Rd., Greensboro NC 27401.

PC board: $7.50, drilled; $5.80, undrilled (part no. KB 2-78)
Negative or positive: $3
Parts kit (no board, no PROM), $27
PROMs: 1024 × 8, $39.50; 512 × 8, $15

Add $1 for shipping

CONTEST!

1st Prize: Mullen Controller Board Kit with 2 AC power modules

2nd Prize: Mullen Extender Board Kit

Since we redesigned the **Relay/Opto-isolator Control Board** and brought its price down to **$88**, we've heard about lots of applications. Robots. Solar energy. Model railroads. Disco lights. Time lapse photography. Even an automatic cat feeder.

But we want more applications to include in our continuing series of applications notes, and this is where you come in.

In case you haven't seen our Controller Board, it includes 8 reed relays that respond to an 8 bit word; additionally, 8 opto-isolators accept signals from the outside world for handshaking or further control purposes. In essence, you have a switching system with all the intelligence of a computer at your command.

So, let your imagination run wild, then tell us your idea for an application . . . you just might win a free way to implement that idea.



(Pictured: S-100 buss compatible Controller Board. Heath H8 version also available.)

Attached is my application for the Controller Board.

Name _____

Street _____

City _____ State _____ Zip _____

Contest Rules: For further information on Mullen Computer Products, visit your local computer store or write us. All entries must be postmarked no later than midnight, Dec. 15, 1978, and become property of Mullen Computer Products. Enter as often as you wish. Duplicate prizes awarded in case of tie. Please print your name clearly on the entry. Try to keep descriptions short, but if you get carried away describing some fantastic scheme we'll understand. Good luck, and we look forward to hearing from you.

MULLEN Computer Products

BOX 6214, HAYWARD, CA 94545 M32

Totally Integrated, Entirely Self-Contained

THE PET™
PERSONAL COMPUTER

With technology so advanced,
Concept so remarkable,
Operation so utterly simple,
Cost so incredibly low.
The PET has given rise to a brand new era...
The Age of the Personal Computer

HIGH SPEED PRINTER ACCESSORY

Immediate Delivery

FEATURING AN IEEE-488 BUS

The PET, unquestionably, has become the standard for the personal computer industry. As such, consumer and business publications have lauded its discovery. It comes out of the box, plugs into the wall, and is ready to use.

IN A LEAGUE WITH IBM, HP AND WANG MINICOMPUTERS

The fully integrated PET is a minicomputer and should not be confused with game products that hook up to household T.V.'s. **What sets it apart from other computers is price. While others cost from $11,000 to $20,000 and more, THE PET, with similar power, is only $795.00.**

It is of sufficient size and speed to accomplish many of the routine computational tasks facing engineers and scientists. By combining an extended BASIC interpreter with one of the fastest microprocessors available, Commodore has created an incredibly capable, yet inexpensive, computer.

POWERFUL 6502 HARDWARE:

The mind-boggling PET has all necessary functional elements packaged in a single cabinet. Its CPU is a MOS Technology 6502 8 bit microprocessor which can address 65,536 bytes of memory directly. It has 56 instructions and 13 different addressing modes. Depending upon address mode, instructions are executed in 2 to 7 microseconds. The unit has 9216 bytes of random access memory (RAM) and 16,384 bytes of read only memory (ROM). 1K of the RAM and 2K ROM are used for video display. 1000 characters, organized in 25 rows of 40 columns can be displayed at a time. An 8 x 8 dot matrix delivers superb CPU readability. The character set consists of 158 upper and lower case letters, numerals, punctuation symbols and a variety of graphics characters.

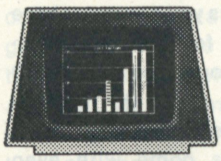
Bar Graphs


Amortization Chart

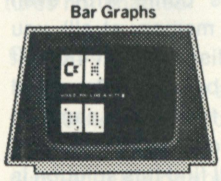
Black Jack

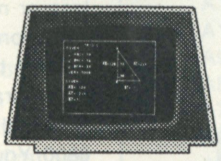
Teaching Trigonometry

All characters can be displayed in normal mode -white on black, or reverse - black on white. Since the display is part of main memory, it can be accessed directly by the CPU. Flexibility is enhanced by the full screen editor. Input is either from the 10-key numeric keyboard, with its full cursor control, or the built-in cassette tape drive. All symbols used in BASIC statements are available in the unshifted mode for added operating speed. The cassette can be used to read and write programs and data at 50 bytes per second. A second cassette port, 8 bit parallel I/O port and IEEE-488 bus port are also provided. The entire system weighs 38 lbs. and measures approximately 15½" high x 17¼" wide x 18½" deep.

The PET is completely silent in its operation. No special installation is necessary because it operates on ordinary 110V household current at 50-60 Hz.

INCREDIBLE FIRMWARE FLEXIBILITY

The firmware's three primary components include the operating system, full screen editor, and BASIC interpreter. Together these programs use 14 K bytes of read only memory.

DIRECT ACCESSORY PLUG-IN

The unit's operating system permits you to easily load and save programs. One of its exclusive features is complete support for the **IEEE-488 instrument bus,** which is occasionally referred to as an HP-IB bus. This bus provides superb flexibility. Through it, you can connect up to 12 devices to the PET, at the same time. This universal port permits direct connection of the PET Printer, in addition to a wide variety of measurement and control instruments such as counters, timers, spectrum analyzers, digital voltmeters and printer plotters, from HP, Phillips, Fluke and Textronix. Many academic, industrial and governmental labs are already using PETS as laboratory automation control computers.

With the PET's full screen editor, an entire program, a selected section, or a statement can be listed. The cursor can be moved as needed on the screen, and characters can be changed, inserted or deleted to modify any program statement. Statements can be copied or moved by changing their line number. New statements can be added, or old deleted, as desired.

COMPLETE COMPUTER PERFORMANCE

The BASIC interpreter enables a superset of the original BASIC. Among its major features are floating point, integer and string arrays of limited dimensionality, dynamic string handling, 5 byte floating point number representation (for approximately 8 decimal digit accuracy), PEEK and POKE commands for direct memory access, two character variable names, full support for IEEE-488 bus devices, program chaining with full data retention between overlays, built-in mathematical (ABS, ATN, COS, EXP, INT, LOG, RND, SGN, SIN, SQR, TAN) and string (ASC, CHR, LEFT, LEN, MID, RIGHT, STR, VAL) functions; user-definable functions; multi-statement lines; real-time clock; support for machine language subroutines; both character and line input capability.

HIGH SPEED PET PRINTER

This powerful word processor prints hardcopies, invoices, computer correspondence. Faster than an IBM Selectric, The PET Printer delivers 60 characters per second at a sustained rate -- with upper and lower case capability. Characters are one-eighth inch tall and are printed in a large 8 x 7 dot matrix. The printer uses a standard 8½" wide paper roll. And, it is only $695.00.

PERIPHERAL SECOND CASSETTE

This optional component expands storage, increases flexibility, and is just $99.95.

SOFTWARE

Application programs for the PET can of course be written by the user, and most special purpose programs will be so written. A growing library of programs is already available.

PROGRAMS AT $29.95 EACH:

☐ **Basic Math Package:**
Matrix operations-entry, editing, addition, subtraction, multiplication, inversion, determinants, solution of simultaneous equations.
Vector operations-entry, editing, addition, subtraction, dot and cross products, length, angle between vectors.
Plane and spherical trigonometry-calculate sides and angles of triangles, areas of regular polygons.
Numerical integration and differentiation-interactive entry, editing and display of data; Simpson's rule, trapezoidal method and Gaussian quadrature integration algorithms; differentiation allows arbitrary interval size.

☐ **Basic Statistics Package:**
General statistics-calculates mean, median, standard deviation, skewness, kurtosis, frequencies, range, and variance of a data set.
T-tests-to determine the significance of a difference between the means of independent groups, matched groups, mean gains of paired groups, known and observed means and means of sample proportions.
Chi-square test for independence between two statistical processes.
Correlation and regression-calculates Pearson product moment correlation coefficient and the regression line.

PROGRAMS AT $24.95 EACH:

☐ **Basic Investment Analysis:**
Loans, annuities, return on regular and irregular sequences of payments, calendar calculations.

☐ **Stock Portfolio Recordkeeping and Analysis:**
Keeps track of buys, sells, and dividends. Calculates current value, rates of return.

☐ **Checkbook Recordkeeping and Analysis:**
Keeps track of checks and deposits. Analyzes expenses by date and type.

PROGRAMS AT $14.95 EACH:

☐ **Mortgage Analysis**
☐ **Diet Planner and Biorhythm**
☐ **Basic Basic-***by Lodewyck and James*

GAME PROGRAMS ARE $9.95 EACH:

☐ **Black Jack** ☐ **Draw Poker** ☐ **Galaxy Games**
☐ **Space Flight** ☐ **Target Bong, Off-The-Wall**
☐ **Lunar Lander, Wumpus, Rotate, Tic-Tac-Toe**
☐ **Osero, Reverse** ☐ **Spacetrek** ☐ **Kingdom**

FREE ORIENTATION PACKAGE

Your PET comes complete with an introductory cassette and an easy-to-follow instruction manual.

SERVICE WORLDWIDE

Because your PET is self-contained and compact, professional factory service is never far away. If major service is required, the unit can simply be returned by UPS to an authorized Commodore PET clinic.

To order your PET send check or money order for $795.00 plus $20.00 for shipping and insurance. To order the PET Printer, add $695.00 plus $12.00 for shipping and insurance. The Second Cassette is $99.95. No shipping and insurance charges are required for the second cassette or programs when ordered with your PET. Credit card orders are invited to call our toll free number below. Orders will be accepted on our Telex, No. 25-5268.

Use THE PET for 30 days with no obligation. If, for any reason, you are not satisfied, return it for a prompt and courteous refund.

ORDER DIRECT
CREDIT CARD ORDERS CALL TOLL FREE

800-323-2272

ILLINOIS RESIDENTS CALL: 312-595-0461
TELEX ORDERS: 25-5268

790 MAPLE LANE DEPT. KI-11
BENSENVILLE, ILLINOIS 60106

Contemporary Marketing Inc.

C65 ©CMI 1978214

Expansion Time!
S-100 Memory for SWTP System

With ingenuity, you can use S-100 memory boards in your SWTP machine . . . a dollar-saver.

Stuart Mitchell
14761 Dodson Dr.
Woodbridge VA 22193

Phil Poole
1408 Idaho
Woodbridge VA 22191



Completed assembly with 28K of memory installed. Note fan mounted on cover for cooling memory.

Money and memory are two things you can never have enough of for your microcomputer. Although the SWTP 6800 computer with 4K memory sounds like a great deal (other processors come with even less or no memory at all), you will soon discover that 4K isn't enough to be useful. Prompted by several friends, we came up with additional memory for the 6800. You'll find this solution is similar to our Mits 680b memory expansion ("Make Your 680b Smarter," *Kilobaud* No. 3, p. 102), except that it's less expensive . . . nothing needs to be done about the power-supply requirements. We hope this article will alleviate your money and memory shortage, at least temporarily.

Theory

There is nothing magical about saving money—the more of something you produce, the lower the cost and selling price. The so-called S-100 memory is a good example. Ithaca (NY) Audio's bare memory board (which sells for $25) and a little judicious parts ordering will net you 8K of 450 ns static memory for about $120. Although it sounds easy—order the parts, assemble according to the instructions and plug it into your SWTP 6800, and presto, 12K of memory just like that—there is a catch. It won't plug in because the sockets don't match. Correcting this situation is what the rest of this article is about.

The 6800 will take 32K of memory (remember, 4K came with your computer). Many S-100 static memory boards, like S.D. Sales 4K and Ithaca Audio 8K, are available. We have laid out a PC extender that will take up to five boards. To experiment, we used four S.D. Sales 4K boards, temporarily borrowed from other computers, and a new 8K board from Ithaca Audio. All went well.

The only interconnections that aren't straightforward are the connections of the S-100 *Data In* and *Data Out* buses to the bidirectional bus in the 6800. If memory boards like the 8K Ithaca Audio or the 4K S.D. Sales are used, simply tie the corresponding data lines together; the R/W line will select the appropriate Tri-state buffer. As usual, the R/W line must be inverted, and the protect features not enabled.

Construction

Collect the parts and pieces for the memory boards. We suggest you buy the maximum number of ICs on your first purchase since the 21L02s are cheaper by the hundreds (call Ithaca Audio for current prices). Share the expense with several other people to save a few extra dollars on the memories.

Etch the extender card using single-sided copper-clad board using the photo layout in Fig. 1. If you use the Calectro Kit for making printed circuit boards directly from this magazine, check to insure that there are no holes in the solid black areas; if there are, use india ink to fill them in before processing. Sockets for the S-100 are standard .125-inch pin spacing and .250-inch row spacing.

As usual, we have chosen to use the spliced-socket method, which reduces the cost since odd-length sockets are available at most surplus houses. Add two socket pins together to give you more than 100 (50 each side); this is required. We found that using a hacksaw is the easiest way to cut them; but leave two extra pins on each socket. Grind or file each socket down to the final dimension.

Using this method reduces the total cost for the S-100 sockets from $20 to about $5. The SWTP sockets for the edge of the extender card can be obtained from SWTP ($3/set), or see your local General Electric TV repairman and get them off the bad TV plug-in modules (boy, are we cheap!).

Mount all sockets on the printed circuit card and solder them in place. It is OK if you don't mount all the S-100 sockets, but use the bottom slot because the pins make a good point to connect the jumpers to the SWTP bus. Use the interconnect chart to determine which pins go together.

There is one 5 volt regulator (7805) and a filter capacitor to be mounted on the 6800 extender card. It is used for IC1, which is a 7404. This inverter is used to invert the signal from pin 47 and send it to pin 68 of the S-100 bus. S-100 pins 45/46 must be grounded for the Ithaca Audio 8K board to be addressed properly. Well, that's it for the 6800 extender board.

We strongly recommend that if you use very many memory cards, you install a muffin or whisper fan for cooling the new memory cards. As you can see in the photos, the fan mounts on the cover with four small bolts; no modification is needed to the SWTP cover. Wire the fan in parallel with the primary of the power transformer. These fans are available from several mail-order houses for about $5-$7. *Be sure to unplug your computer when wiring in the fan*!

To test the extender card, plug it in the third slot from the front of the computer with no memory cards installed. Now install the CPU card in slot one (closest to the front panel); the original 4K memory is installed

6800 Designation	6800 Pin #	Buffer In Pin #	Buffer Out Pin #	S-100 Pin #	S-100 Designation
D0	1	-	-	95	DI0
D0	1	-	-	36	DO0
D1	2	-	-	94	DI1
D1	2	-	-	35	DO1
D2	3	-	-	41	DI2
D2	3	-	-	88	DO2
D3	4	-	-	42	DI3
D3	4	-	-	89	DO3
D4	5	-	-	91	DI4
D4	5	-	-	38	DO4
D5	6	-	-	92	DI5
D5	6	-	-	39	DO5
D6	7	-	-	93	DI6
D6	7	-	-	40	DO6
D7	8	-	-	43	DI7
D7	8	-	-	90	DO7
A15	9	-	-	32	A15
A14	10	-	-	86	A14
A13	11	-	-	85	A13
A12	12	-	-	33	A12
A11	13	-	-	87	A11
A10	14	-	-	37	A10
A9	15	-	-	34	A9
A8	16	-	-	84	A8
A7	17	-	-	83	A7
A6	18	-	-	82	A6
A5	19	-	-	29	A5
A4	20	-	-	30	A4
A3	21	-	-	31	A3
A2	22	-	-	81	A2
A1	23	-	-	80	A1
A0	24	-	-	79	A0
R/W	41	-	-	47	SMEMR
R/W	41	IC1,1	IC1,2	68	MWRITE

Table 1.



Fig. 1.

in slot 2, and the I/O cards remain unchanged in the back. Turn the computer on and check supply voltages. The 7404 (IC1) should have five volts between pin 14 and 7. Check S-100 pins 47 and 68; they should be inverted from each other.

If all is OK, power down the computer, insert one memory card, power up, and you should be ready to run your favorite memory-check program. Don't forget where you addressed the additional memory card. If the memory check didn't work, check the switches or jumpers on the newly installed memory to make sure they are properly addressed.

Conclusions

The extender card is easily built, inexpensive and operable. Several are in use already. As one fellow said, "It's so simple I should have done it last year." Up to 32K of memory is possible, so five slots are enough if 8K memory boards are used. The main disadvantage is that the S-100 memory cards use up the SWTP bus slots. There may be other physical configurations; we would like to hear your ideas.

For other experimenters, a full-size positive or negative PC layout is available for $7.50. An etched, plated and undrilled printed circuit card is available for $15 from the authors.■



White spacers visible on right edge maintain vertical spacing of the memory cards.

ATTENTION
NORTH STAR USERS

ARIAN: 8080/Z-80 Operating System, Assembler, Text Editor Debugger, Dynamic File Capabilities. Save & Load Source/OBJ. Files to Disk. Resident and Custom Commands. Truly a powerful, yet easy to use Operating System.
= = = >> $50.00

INVESTMENT PACK: Stocks, Bonds, etc. Statistical Analysis, Portfolio Management, Options, much more.
= = = >> $25.00

FAMILY PACK: Programs for home and family. Includes Mail List, Phone List, Recipe Analysis, Home Budget, much more.
= = = >> $25.00

ASSEMBLY LANGUAGE PROGRAMMING COURSE: Level #1, beginners. Tired of not understanding Assem. Lang. programs? Get this course and begin writing your own code.
= = = >> $25.00

TYPING COURSE: If you're still using "hunt and peck" then you need Supersoft's Typing Course!
= = = >> $25.00

(Illinois residents add 5% sales tax)

SUPERSOFT S61

P.O. Box 1628. Champaign, IL 61820

8K STATIC MEMORY
OSI 48 PIN BUSS COMPATIBLE



FEATURES:
- Uses 350 ns LOW POWER 21L02 RAMS
- Two independent 4K Blocks
- Dip switch address selection
- Hi-Grade glass epoxy PC board
- Low Profile sockets
- Complete documentation

Fully Assembled and Tested $198 2 for $375
Complete Kit $175 2 for $330
Blank PC Board $39

D&N MICRO PRODUCTS D34
3932 OAKHURST DR
FORT WAYNE, IND. 46815
TERMS: Check or money order. Add $4 shipping and handling. Indiana residents add 4% sales tax.

ANNOUNCING THE BYTE BOARD
A Better EPROM Board

Better because . . .
● It holds 16 2708s ● Each 2708 is individually addressable on any 1K boundary ● Unused EPROM do not take up memory space ● Power On Jump available for front panel-less operation ● S-100 bus compatible ● Comes with a 20+ page assembly & user's manual ● It's gold fingered, solder masked, and silk screened, and comes complete with sockets and all parts except EPROMs.

Compare. You can pay more, but you can't buy a better, more versatile EPROM board.

$69 kit $99 assembled

Want EPROMs? We've got 2708s for $10 ea, 8/$76, or 16/$145. Prime, 450ns of course.
Need an EPROM eraser? Ours is $30
2704/2708/2716 programming? Contact us.
Immediate delivery from stock for M.O. or COD.
20% deposit on COD. Calif. res. add 6%.
Dealer inquires invited.

Data Vector Corporation
P.O. Box 3141
Burbank, CA 91504
213-842-2866
D32

TRS-80 16K LEVEL II

FROM THE PROFESSIONALS AT RACET computes

RENUMBER your basic programs with REMODEL ------
REnumber any section or an entire program.
MOve any section from one location to another.
DELete any line or range of program lines.
– All line references readjusted as required.
– Gives the TRS-80 large system capabilities.
– Powerful, efficient, easy to use.
– Specify 16, 32, or 48K when ordering.
****** This utility is an absolute NECESSITY ******
Order TS21A at $24.95

TIME-SERIES Analysis/Modeling with TIMSER ----------
Nine 1st, 2nd, and 3rd order curve models.
Goodness of fit, Durbin-Watson, coefficients.
Variance, confidence limits, and projections.
Graphic displays of curve fit and variance.
Seasonal, inflation, cyclical provisions.
**** Illustrated instructions, well DOCUMENTED ****
Order RD11A at $14.95

OPTICAL SYSTEMS Layout/Analysis with Y-YBAR ------
Uses Delano Y-$\bar{Y}$ diagram to manipulate ray heights at lens surfaces and explore 1st order parameters. Alternate to paraxial ray trace.
** Super programming tool for optical DESIGNERS **
Order RA31A at $19.95

CASSETTE TAPES for Micros – LIMITED SPECIAL ---
Recording studio master quality. C-20 screw cassettes. Hard cases. Broad dynamic range.
*** Premium tapes – outstanding CONSISTENCY ***
Order AKC1J at 10 for $14.95

R24 Check, VISA, M/C. Calif. residents add 6%
RACET computes, 702 Palmdale, Orange, CA 92665

TELETYPE® MODEL 33 ASR
COMPUTER I/O COMPLETE WITH:

- Tape Punch
- Ready to Go
- Tape Reader
- Line/Local Wired
- Guaranteed 30 Days

$840.00
INCLUDING PACKING
F.O.B. - N.J. FACTORY

COMPLETE COVER READY TO INSTALL	$ 35.00
COPY HOLDER (182036)	$ 14.00
TAPE UNWINDER (12" NEW)	$ 55.00
WIND UP PAPER TAPE WINDER (11")	$ 52.00
ELECTRIC PAPER WINDER (LPW 300 NEW)	$ 50.00
DEC TYPE READER RUNCARD	$ 45.00
ACOUSTIC COUPLER	
OMNITEX 501A (NEW)	$180.00
READER POWER PACK (182134)	$ 35.00
EIA RS-232 INTERFACE	$ 55.00
ACOUSTIC COVERS with FAN (NEW)	$258.00

If its for TELETYPE® We Have It.
If you don't see what you need
CALL or WRITE!

TELETYPEWRITER COMMUNICATIONS SPECIALISTS
550 Springfield Avenue • Berkeley Heights, N. J. 07922
(201) 464-5310 • TWX: 710-986-3016 • TELEX: 13-6479

T13 *SUBSIDIARY OF VAN'S W2DLT ELECTRONICS.*

ATTENTION
APPLE II OWNERS

Southeastern Software announces ready to run programs on tape for your computer . . .

Send $5.95 plus 50¢ postage and handling for demo tape and sample newsletter designed for Apple II owners.

Demo tape includes 1 game and 2 general interest programs. Specify if you want tape to run in BASIC, Applesoft or Applesoft II.

SOUTHEASTERN SOFTWARE S52
7270 Culpepper Drive
New Orleans, LA 70126

Erich A. Pfeiffer
16526 Buchet Dr.
Granada Hills CA 91344

What Is a Bus?

A computer's bus is a lot more than something to plug boards into . . . especially if you're designing or troubleshooting it.

Every modern computer uses buses for the interconnection of its parts. This circuit structure is familiar to computer hobbyists, but for persons with experience in other fields of electronics, the function and peculiarities of buses can be confusing; for the novice in the field of electronics, buses can be outright puzzling. In this article I will attempt to give a systematic description of the various types of buses that can be encountered in a computer.

A Bus is a Bus by Any Other Name . . .

Bus is an abbreviation of omnibus. Few people who board a bus for a trip to the airport or across town would give a second thought to the roots of this word. Like many words of daily use, it has its origin in Latin. Omnibus (my old Latin teacher would be proud of me) is the dative plural form of the word *omnis* meaning *all*. Omnibus, therefore, means *for all* or, loosely translated, *for everybody*.

At a time when people traveled in private horse-drawn coaches, a vehicle for the convenience of everybody was called an omnibus and the name has stuck not only for vehicles, but also, generally, for any commodity for the benefit of more than one person. That explains the *omnibus bills* that appear—usually just before summer recess—in state and federal legislation and have nothing to do with transportation, but are just vehicles to give senators or congressmen a chance to propose a law of their own.

Power Buses

In electricity, buses have been around long before there was such a thing as electronics. Normally, an electrical connection or a wire goes from one point or terminal to another point or terminal. But frequently, connections interconnect more than two, and sometimes many, points in a circuit. Such a connection may be called a bus, and bus-bars can be found in every electrical distribution panel where they connect the incoming power line to the various circuit breakers.

In a computer (or any other electronics device), a power-distribution bus connects the power supply with the many circuit boards and distributes the power to the individual circuit components. Because these power buses often have to carry relatively large currents, they frequently are hefty wires or, in printed-circuit boards, they are implemented with traces that are wider than the other circuit traces, which carry only information.

Message or Information Buses

In the majority of the buses within a computer system, information, rather than power, is ported over the bus. In this case, one or more devices send out electrical pulses that represent messages that are received by one or more other devices. In one particular standard for bus systems (IEEE 488), these devices are called either talkers or listeners, according to their function. These names convey an excellent idea of what is happening in the process of information transfer and shall be used in the following.

One Talks and Many Listen

The simplest data bus is one that connects one talker to several listeners. The flow of information is obviously unidirectional (namely, from the talker to the listener), and the bus is nothing more than a simple connection from the output of the talker to the inputs of the listeners. Because every listener input presents an electrical load to the bus, the output of the talker frequently has to be a bus driver, a circuit that can provide all the power required by the load in a short time.

Such buses can consist of a line or lines that together are considered a bus. Examples of the single-line buses are the clock-pulse line and the Read/Write line (both of which are usually not called buses in the manuals). In both of these buses, the microprocessor does the talking and every other device in the system just listens.

The best example of a bus consisting of several lines is the address bus, which usually is 16 lines wide. On this bus, too, the microprocessor does all the talking while the other devices listen. (An exception to this situation is the so-called DMA, or direct memory access, where, on occasion, some other device talks on the address bus. Obviously, you have to make sure that the microprocessor does not talk at the same time because utter confusion could result. This can be avoided by temporarily disconnecting the microprocessor from the bus.) These unidirectional buses are the simplest type, but things can still go wrong.

One problem that can occur is bus loading. The devices connected to a bus are designed by their manufacturer to safely read a voltage level as a logical 0 or 1 if it is below or above a certain level. For TTL-type devices these levels are usually about .8 volts and 2 volts.

If too many loads or devices are connected to a bus, the bus driver may be unable to drive the bus voltage to these values (or may take too long to reach this value). Instead of a high voltage of 2 volts, it might just barely make it to 1.9 volts, for example. Most devices connected to the bus are likely to still interpret this voltage as a 1, but their manufacturer does not guarantee that they will. In this case, all kinds of bad things can happen. So, the load on a bus and the bus driver have to be matched in order to make sure that doesn't happen.

Other problems are crosstalk and bus reflections. Both effects result from every bus line's having a capacity with respect to other bus lines and to ground. The capacity-to-adjacent bus lines can cause crosstalk (i.e., a pulse on one bus line is capacitively coupled to some other bus line).

The capacity-to-ground—

together with the inductance that every wire represents—can make a bus act as a kind of resonant tank circuit. The result is bus ringing, which can cause false voltage readings, especially when fast or short pulses are used.

The shielding of bus lines (usually by a groundplane) and the termination of buses by resistors (or clamping diodes) can help reduce this problem. The S-100 bus—because of its many closely spaced bus lines—seems to have been troubled by both problems on occasion; several companies offer S-100 backplanes that utilize groundplane shielding and bus terminations to overcome the problems.

One Ear for Many Talkers

The opposite of the bus just described is one that connects many talkers to one listener. Obviously, if more than one talker talks at the same time, the listener might not be able to understand what is being said, although he knows that somebody is trying to get his attention.

An example of this type of bus is an interrupt line, which allows any one of several devices to signal the microprocessor that it requires service. The solution to this problem apparently is to simply connect the output of several devices to the appropriate input of the microprocessor. If you try to do that, however, you have to observe some of the peculiarities of the devices used for this game.

The output of the normal TTL-integrated circuits has a so-called totem-pole configuration. (With CMOS circuits the situation is similar.) This means there are two transistors at the output, with one sitting on the shoulders of the other one. The effect of this arrangement is shown in Fig. 1. The output of the device appears to be connected through a closed contact (which, of course, is actually a transistor) either to +5 volts or to ground, depending on whether the device tries to pull the output line to a logical high or low.

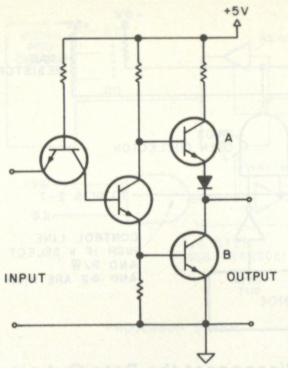

Fig. 1a. Circuit diagram of a TTL gate or inverter with totem-pole output. (Transistor A sits on the shoulders of transistor B like figures on a totem pole, thus, the name.)

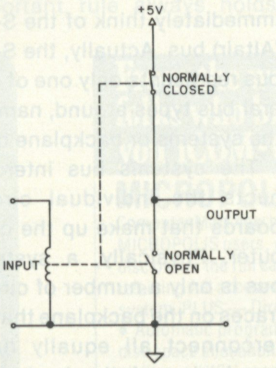

Fig. 1b. Equivalent circuit in which the two output transistors have been replaced with the contacts of a relay.

That works fine until you connect the outputs of two (or more) of these devices together.

Now, if one of the devices tries to pull the output line to +5 volts while the other one tries to pull it to ground, the two closed contacts appear to provide a short circuit between +5 V and ground. In reality, it is not quite that bad, and you are not likely to blow a fuse (maybe not even an IC) when that should happen; but the bus goes neither to +5 V nor to ground, but to some unpredictable level in between.

Circuits with this output configuration, therefore, cannot be connected together; you have to use another group of TTL devices that have a so-called open-collector output. In these devices, transistor A, which is the upper man on the totem pole, has been left off and the output is simply the collector of transistor B. In order for this device to function properly, an external collector resistor has to be provided.

As shown in Fig. 2, the collector resistor can be connected to the output of more than one device. Any one of the devices then can pull the bus line to a low level without interfering with one of the other devices. Or, to express it the other way, the bus line can be in a logical true (high) state only if none of the connected devices are in the logical 0 or low state. This connection scheme is sometimes called the resistor ORing of outputs, although resistor NORing would be more correct.

The Conversational Bus

In the buses discussed thus far, the flow of information is always in one direction—from the talker or talkers to the listener or listeners. It is sometimes advantageous to use a conversational, or bidirectional, bus in which the devices alternately act as talkers and listeners, and the flow of the information changes direction.

The reason this type of bus is frequently used as a data bus in microprocessor systems is very simple. Because the microprocessor itself is nothing more than an integrated circuit, all its connections have to pass through the pins of the circuit package. The number of pins of such a circuit package is limited, however. Using the same pins for the input and output of data saves eight pins (in an eight-bit microprocessor) and makes it worthwhile to use a bidirectional data bus, even though this arrangement is slightly more complex than two unidirectional buses.

In a bidirectional bus, two special features have to be provided to ensure that the bidirectional conversation functions without problems. First, there has to be some way to indicate to all devices on the bus in which direction the information flow shall take place. For data buses the Read/Write (or more accurately, Read/Write) line takes care of this part.

If the microprocessor sets this line into the high state, it indicates that a read operation is taking place. That means the processor assumes the role of the listener and expects the addressed device to talk. If the microprocessor pulls this line to the low level, it indicates that a write operation takes place; the processor talks and expects the addressed device to listen.

Second, because every device can act as a talker or listener, you have to ensure that no device talks while it is supposed to listen. Because both the listen-input and the talk-output of each device are connected to the same bus, the output has to be disconnected from the bus in some way when the device is in the listen mode.

To give a specific example: The commonly used 2102 static memory has separate pins for Data In and Data Out. If you write into the device via the Data-In line, the same data appears at the Data-Out pin. If you simply connect both pins to the data bus line, all hell breaks loose. The Data-Out pin, therefore, has to be disconnected from the bus unless the Read/Write line is in the high state, indicating the processor is listening to the memory.

This disconnection of the output of devices from the bidi-

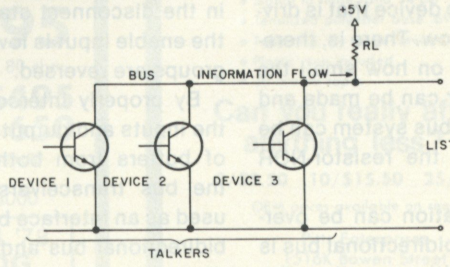

Fig. 2. The principle of the resistor-OR or wired-OR (more correctly wired-NOR) circuit.

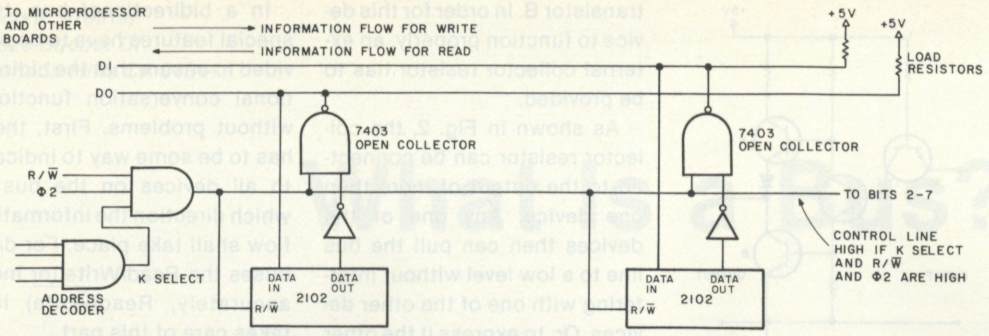

Fig. 3. A bidirectional bus system that uses open-collector gates to disconnect the Data-Out pins of memory chips from the bus during a write operation. (Only two of eight bits are shown.)

rectional bus can be achieved by the use of the resistor-NOR principle described earlier. Fig. 3 shows such an arrangement.

The output of the memory chip can control the state of the data line, but only if the control line is in a high state, which means that the processor is executing a read operation and wants the device to talk. If this line goes low, the output of the 7403 open collector NAND-gate is kept in a high state, no matter what the data output of the memory chip does. (The inverter is necessary to provide a double inversion so that the signal on the bus is identical to the one at the output of the memory chip.)

The use of the resistor-NOR technique for bidirectional buses has one limitation, however. In larger systems the capacitive loading of the bus, due to the physical length of the bus and the many devices connected to it, can be quite substantial. When the bus is supposed to go into a high state, this capacity has to be charged by the current flowing through the load resistor. This resistor, therefore, should be fairly small.

On the other hand, this means that when the bus is in the low state, a large current is drawn by the device that is driving the bus low. There is, therefore, a limit on how small the load resistor can be made and how large a bus system can be operated in the resistor-NOR mode.

This limitation can be overcome if the bidirectional bus is designed with so-called Tri-state devices. The principle of a Tri-state output can be easily understood by looking at Figs. 1a and 1b. In the totem-pole output of a normal TTL device, the two transistors A and B are alternately in the conducting and nonconducting state, thus forcing the output high or low. If, on the other hand, both transistors are in the nonconducting state, the output of the device is neither high nor low, but is in a third state in which the device is disconnected from the bus.

In order to force the device to go into this disconnect state, a special input pin is provided (labeled strobe, enable, select or control in data sheets). The polarity of this input can be such that the device is disconnected if the enable input is in the high state or if it is in the low state.

With bidirectional bus systems being more common, more and more TTL (and CMOS) devices with Tri-state outputs are becoming available. Table 1 shows the more frequently used Tri-state buffers and inverters.

A special type of device is the so-called bus transceiver. These integrated circuits contain eight inverting or noninverting buffers with a common enable input. When the enable input is high, a group of four buffers is enabled while the other four are in the disconnect state. When the enable input is low, the two groups are reversed.

By properly interconnecting the inputs and outputs of pairs of buffers from both groups, the bus transceivers can be used as an interface between a bidirectional bus and two unidirectional buses, or vice versa. They can also be used as bidirectional buffers between two bidirectional buses, as shown in Fig. 4.

There Are Buses and Buses

Most computer hobbyists, when they hear the word bus, immediately think of the S-100 (Altair) bus. Actually, the S-100 bus represents only one of several bus types around, namely, the systems or backplane bus.

The systems bus interconnects the individual circuit boards that make up the computer. Physically, a systems bus is only a number of circuit traces on the backplane that interconnect all equally numbered pins of the backplane connectors. In electrical terms —the systems bus is made up from four different sub-buses.

1. The *power bus* distributes the supply voltages to the circuit boards.

2. The *address bus* (usually 16 lines wide) is a unidirectional bus with the processor doing all the talking while all other boards are listening.

3. The *data bus*, in the S-100 bus, consists of two unidirectional buses, one for read and one for write operations, each eight lines wide. On the processor board, bus transceivers are used to interface these two buses to one bidirectional data bus that goes to the microprocessor. Most other systems buses (Heath, SWTP, OSI) use bidirectional data buses throughout the system. This partially accounts for their having fewer lines than the S-100 bus.

4. The *control bus* is made up from several different control lines—all unidirectional. In some lines the information flow is from the processor board to the rest of the system. In others, the information flow is reversed; every board can talk, but only the processor listens. The purpose of the control bus is to inform the other boards what the processor is doing. It also permits the boards to talk to the processor directly—for instance, to tell it to WAIT because the board has not yet finished an operation.

Note that the only lines of the systems bus that extend beyond the backplane are usually the ones of the power bus. Because the pulses on the signal lines are usually fast and rise times could be a problem, it is actually not possible to extend the systems bus by a couple yards in order to connect to a terminal.

The systems bus, however, is not the only type of bus that you can encounter. For example, the IEEE 488 bus mentioned earlier—also known as HP-IB (Hewlett-Packard Interface Bus, named after the company

Tri-state Buffers

Inverting	Noninverting
8T09(quad)	74125,74126(quad)
8T96,8T98(hex)	8T95, 8T97(hex)
74366, 74LS366(hex)	81LS95(octal)
74368, 74LS368(hex)	81LS97(octal)
81LS96(octal)	
81LS98(octal)	

Tri-state Bus Transceivers(all quad)

Inverting	Noninverting
8226	8216
8T26A	8T28
8T34	

Table 1. Devices with Tri-state outputs.

that introduced it), IEC-BUS, or, in Europe, EUROBUS—serves a completely different purpose. It is an *interface bus* that permits the interconnection of up to 15 different devices (computers, printers, terminals, etc.) by a single bus cable that can be up to 20 meters (about 65 feet) long.

In many applications the 488 bus might eventually replace the old RS-232C interface. This interface permits the connection of *one* terminal to *one* I/O port and, by definition, is not a bus at all. The IEEE 488 standard, a book of 80 pages, is a most comprehensive (and also most unintelligible) document, and the discussion of its details is beyond the scope of this article.

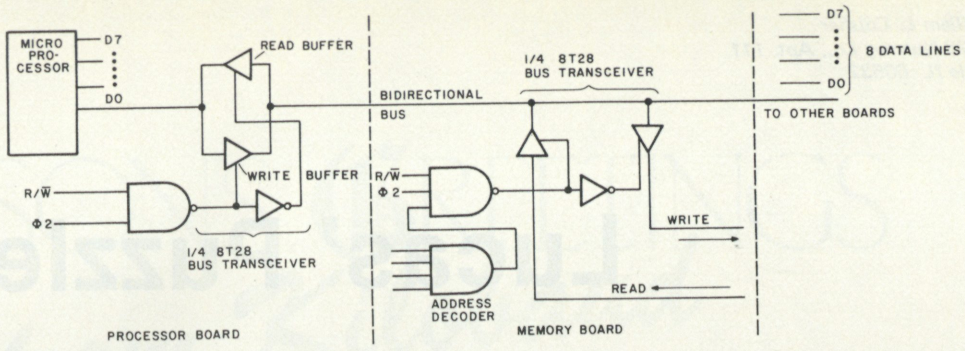

Fig. 4. A bidirectional bus system using Tri-state bus transceivers. On the processor board the transceivers are used as bidirectional bus buffers; on the memory board as an interface between a bidirectional bus and two unidirectional buses. (Only one of eight lines of the data bus is shown.)

For all buses, however, no matter what their purpose, one important rule always holds: Only one device may talk at one time. In that respect conversations between the circuit boards in a computer are not different from conversations between people: If more than one talker tries to speak at the same time, the listener—be it human or microprocessor—can become utterly confused. ■

RECYCLE(D) COMPUTERS

BUY ☆ SELL ☆ SWAP
Hardware & Software
NEW PRODUCT ANNOUNCEMENTS
22 pages
Mailed 1st Class every 3 Weeks
1 yr. (18 issues) ☆ $3.75

ON_LINE
02
Dave Beetle, Publisher ..... Established 1973
24695 Santa Cruz Hwy. • Los Gatos, CA 95030
THE BEST WAY TO DETERMINE IF ON_LINE CAN BE OF VALUE TO YOU IS TO TRY A .....
FREE SAMPLE ISSUE

From the wonderful folks who brought you iCOM-CP/M!
MICROPOLIS-CP/M*
Computer Mart now brings CP/M software to MICROPOLIS users, giving the MICROPOLIS disc owner the full capacities of CP/M, while retaining full access to Micropolis' operating system. PLUS — Direct load and start CP/M • Automatic program execution • Dynamic disc space allocation • Random access on all files • HIGH speed disc read and write • Full compatibility with all other CP/M systems
Call us!
Dealer inquires invited.
The Microcomputer People.™
Computer Mart of New Jersey
501 Route 27, Iselin, NJ 08830 • 201-283-0600
Tue.-Sat.10:00-6:00 • Tue. & Thur. til 9:00
Computer Mart of Pennsylvania C30
550 DeKalb Pike, King of Prussia, PA 19406 • 215-265-2580
Tue.-Thur. 11:00-9:00 • Fri. & Sat. 10:00-6:00
*CP/M is a registered trademark of Digital Research Corp. 12

TRS-80
LIBRARY 100
Some common, some favorite, some new
Most will run on 4K
LEVEL II ONLY
Mix: 30 Games (inc. S_T_)
25 Business & finance
15 Home use
15 Graphics
15 Education
100 Keyboardless beauties!!
Medium: Cassettes, ready to load
Price: All for $49.50 + $2.00 p & h + 4% tax GA res.
SEE OUR AD ON PAGE 129
B33
TBS INC.
The Bottom Shelf, Inc.
P.O. Box 49104
Atlanta, Georgia 30359

APPLE OWNERS
Interactive **Trap and Chase** games for two people. Software allows choice of speed and points and requires 8K RAM. Hardware consists of two game control boxes. Each box has four micro switches and specially designed printed circuit with 5 feet of cable completely assembled. Plugs right into your game I/O connector. Control boxes can also be used with the game Dragon Maze
Hardware and software cassette—$49.95. (Texas residents add 5% sales tax.) 90 day warranty parts and labor. Guaranteed 30 day delivery. Allow time for processing personal checks. Send check or money order to:
B & G Interfaces
1801 High Meadow Drive
Garland, Texas 75040 B28

AMERICAN TERMINAL
A65 CALL:617-261-1100
HAZELTINE

1400
BRAND NEW
$795
24 line × 80 char
1000*... 12 × 80 ... $495
1200*... 24 × 80 ... 650
*HIGH QUALITY FACTORY-REFURBISHED VIDEO TERMINALS
ALSO AVAILABLE: 2000, 3000
SEND FOR FREE FALL '78 TERMINAL CATALOG
AMERICAN TERMINAL • DEPT K11
PO Box 68 • Kenmore Station • Boston • MA 02215

Superior Quality
Audio Cassettes

For Tarbell, DGS, KC and other systems requiring excellence.
• Baud rates in excess of 1200
• Super high density Low noise
• High frequency response
• Signal to noise ratio 54 DB
• Tensilized polyester base .69 mil
• Tape mfg. by Agfa-Gevaert
• Plastic case included
• 30 minute tapes
Can you really afford anything less?
3/$5.50 10/$15.50 25/$35.00
OEM prices available on request
Pitts Enterprises
1516K Bowen Street
Longmont, CO 80501 P24
postage paid ph.303-772-2489

William L. Colsher
4328 Nutmeg Ln., Apt. 111
Lisle IL 60532

Lucas' Puzzle

Here's a little puzzle/program that you should find interesting, n'est-ce pas?

This puzzle was invented in the late nineteenth century by a French mathematician named Edouard Lucas, hence its name. It is one of a group of games whose object is to reverse a given pattern. Generally the pattern is formed by colored pegs placed in holes in a board. This game is one of the simplest of this type.

First, a marker (in the program the markers are asterisks or the letter X) may only be moved into the empty space. There are two ways to do this: either *slide* the marker into the adjacent empty space or *jump* a marker over another marker into the space. Second, asterisk markers move only to the right; X markers move only to the left.

To make a move simply enter the number above the marker to be moved, a comma and the number above the space. You win when all the X markers have been moved to the left end and all the asterisks to the right leaving a space (shown by an O) in the middle.

The puzzle can be solved in 24 moves, but it can get quite tricky; it's easy to get into a position that's impossible to get out of. ■

```
10 INPUT"INSTRUCTIONS?",I$
20 IF I$(1,1)="Y" THEN GOSUB 500
30 DIM B(9)
40 FOR I=1 TO 4
50 LET B(I)=1
60 NEXT I
70 LET B(5)=0
80 FOR I=6 TO 9
90 LET B(I)=10
100 NEXT I
110 LET M=0
120 PRINT"THE BOARD AFTER MOVE";M
130 PRINT ""
140 PRINT ""
150 PRINT" 1 2 3 4 5 6 7 8 9"
160 PRINT ""
170 FOR I=1 TO 9
180 IF B(I)=0 THEN PRINT" 0 ";
190 IF B(I)=1 THEN PRINT" * ";
200 IF B(I)=10 THEN PRINT" X ";
210 NEXT I
220 PRINT ""
230 PRINT ""
240 INPUT "YOUR MOVE?",X,Y
250 IF X=99 THEN GOTO 760
260 GOSUB 350
270 IF F=1 THEN GOTO 240
280 LET B(Y)=B(X)
290 LET B(X)=0
300 FOR I=1 TO 4
310 IF B(I) <> 10 THEN EXIT 340
320 NEXT I
330 IF B(5)=0 THEN GOTO 770
340 GOTO 110
350 LET F=0
360 IF B(Y) <> 0 THEN GOTO 470
370 IF B(X)=10 THEN GOTO 440
380 IF B(X)=1 THEN GOTO 410
390 IF B(X)=0 THEN GOTO 470
400 GOTO 470
410 IF X >=Y THEN GOTO 470
420 IF Y-X >2 THEN GOTO 470
430 RETURN
440 IF X <=Y THEN GOTO 470
450 IF X-Y > 2 THEN GOTO 470
460 RETURN
470 PRINT"ILLEGAL MOVE. REENTER."
480 LET F=1
490 RETURN
500 PRINT "" : PRINT ""
510 PRINT"          LUCAS' PROBLEM"
520 PRINT "" : PRINT ""
530 PRINT"THE OBJECT OF THIS GAME IS TO"
540 PRINT"EXCHANGE THE POSITIONS OF THE "
550 PRINT"TWO SETS OF MARKERS; * AND X"
560 PRINT"TO DO THIS YOU MUST MOVE THEM"
570 PRINT"INTO THE SPACE MARKED WITH AN"
580 PRINT" '0'. THE MARKERS MAY BE MOVED"
590 PRINT"EITHER INTO THE '0' SPACE"
600 PRINT"IF IT IS ADJACENT OR A SINGLE"
610 PRINT"MAKER MAY BE JUMPED."
620 PRINT"THE '*' MARKERS MOVE ONLY"
630 PRINT"TO THE RIGHT AND THE 'X' ONES"
635 PRINT"ONLY TO THE LEFT."
640 PRINT ""
650 INPUT"RETURN TO CONTINUE.",I$
670 PRINT"" : PRINT"A MOVE IS MADE BY ENTERING THE"
680 PRINT"NUMBER ABOVE THE MARKER TO BE MOVED"
690 PRINT"AND THE NUMBER OF THE SPACE"
700 PRINT"TO WHICH IT IS TO BE"
710 PRINT"MOVED. THE PUZZLE CAN BE SOLVED"
720 PRINT"IN 24 MOVES."
730 PRINT ""
740 INPUT "RETURN TO PLAY.",I$
750 RETURN
760 END
770 PRINT"CONGRATULATIONS, YOU DID IT."
780 END
```

Program listing.

SEASON'S GREETINGS *from Kilobaud*

GIVE KILOBAUD AT CHRISTMAS
and
take your pick of one of these great books. . . our gift to you. . .

Give a gift subscription to **Kilobaud** this year and receive from **Kilobaud** your choice of one of the two best selling books in the hobby computer field . . . . **FREE** . . . . our gift to you. Keep the book yourself or give it as a gift.

● **Hobby Computers Are Here!**
An excellent book to come up to speed on how computers work . . . hardware & software. It starts with the fundamentals and explains the circuits, the basics of programming, along with a couple of TVT construction projects, ASCII-Baudot, etc. This book has the highest recommendations as a teaching aid for newcomers.



● **The New Hobby Computers**
This book takes it from where "Hobby Computers Are Here!" leaves off, with chapters on Large Scale Integration, how to choose a microprocessor chip, an introduction to programming, low cost I/O for a computer, computer arithmetic, checking memory boards, a Baudot monitor/editor system, ham's computer, a computer QSO machine . . . and much, much more!

Just $15 will buy a year's subscription for a friend and you receive a free book. Hurry! Send no money now, we'll bill you later. Your book will be sent after the "bill me' is paid.

Kilobaud will send a personalized Christmas card with your name to the lucky person receiving the subscription, and we'll send you the book of your choice. Be sure to order right away to assure the arrival of the first issue before St. Nick!

kilobaud

PETERBOROUGH NH 03458

Jay Kuca
7320 Wilmington Pike
Dayton OH 45459

Home Brewing in Style

In computing's construction kitchen, why don't you give solderless breadboarding a try in your next recipe.



The breadboard in use, showing a portion of an 8-bit parallel interface for a high-speed paper-tape reader.

One area of hobby computing badly in need of development is that of tools and gadgets designed to make life easier for the hardware home brewer. Pretty boxes and single-board computers dominate the market to such an extent that home brewing hardly seems worth it. Now don't get me wrong — there's a lot to be said for those pretty boxes; I own one myself. They just don't lend themselves too well to home brewing.

Sure, there are a lot of prototype (mostly wire wrap) cards available for Altair bus systems and others. But I don't relish the idea of wrapping and unwrapping a bunch of connections on a board sticking out of the top of my Altair during the course of developing a particular interface or peripheral circuit.

It just so happens that there *is* a better way — the use of "solderless breadboard" sockets. The principle of the solderless breadboard is simplicity itself. An array of contacts is held in a molded nylon block full of holes on .1 inch centers, the standard lead spacing for most DIP ICs. These contacts are bused together to provide numerous isolated multicontact tie points. The contacts are designed to accommodate such things as IC pins, discrete component leads, or 22-gauge solid hookup wire. One simply inserts the desired component or lead in a hole, and the springy metal contact material grabs it, insuring a physically secure electrical connection.

Breadboarding

I would guess that most computer hobbyists have seen the *Bugbooks* . . . a kind of lab workbook on microcomputers. The companion to the series is an 8080 system incorporating its own integral breadboard. No hidden stuff going on inside a pretty box there; it's *all* hanging out in the open! This was my inspiration for a better computer prototyping configuration. Since I already had a computer and wasn't about to buy another one, my goal was to bring the breadboard to my existing system.

When I first began designing add-ons for my Altair, I tried using a general-purpose logic prototyping system (built around a pair of solderless breadboards) that I had devised several years ago. It afforded me plenty of flexibility and room for the simple circuitry I was developing, but before long I was having to contend with a mess of wires running between the computer and the breadboard. Any circuit handling parallel data, sync and status lines, etc., can rapidly develop into an unmanageable tangle.

After studying the problem for a while, I realized that one thing I had going for me was that the Altair uses a standardized connector for all I/O. So at least I could make up a standard set of interconnect cables for breadboarding. Still, there was the problem of how to get all those lines neatly on and off the board.

Fortunately, I had had previous experience with an E&L Instruments product, the BP-22 solderless turret terminal. It provides the same type of individual solderless connections as the breadboard. On the completed prototyping system, two sets of 25 of these terminals allow me to selectively make easy connections to two pairs of DB-25 connectors. Each pair consists of a plug and a socket with like pin numbers wired together. This arrangement affords me a degree of flexibility of interconnection and has proved itself most useful in the design of circuits that connect the computer and an external device. Additional turret terminals wired to color-coded binding posts provide for power-supply connections.

A 17 x 8 x 2 inch aluminum chassis serves as a base for the system. Although I have thus far found two solderless breadboards to be adequate, the chassis is laid out in such a way as to permit the addition of two more. Except for the wiring between the turret terminals and connectors, the underside of the chassis is empty. There is plenty of room for power supplies, pulse generators, or whatever; I elected to keep the whole thing as simple and as passive as possible.

A word about bringing bus

lines out of the computer cabinet is in order. *Don't* indiscriminately wire bus signal lines to a rear-panel connector. Unless they are properly terminated, bringing such lines out of the cabinet will usually result in the introduction of extraneous noise on the bus, and we all know what that means — trouble. Since different system buses have different electrical characteristics, bus termination techniques will vary from machine to machine. It would be best to contact the manufacturer of your computer for his recommendations.

Precautions to Follow in Breadboard Use

Regarding the use of the breadboard itself, there are a few precautions that one should observe. First, people tend to get rather sloppy when using a solderless breadboard. Connections are made so easily and quickly that it takes a conscious effort to prevent the thing from looking like a convention of spiders. Believe me, though, the time taken to lay out a circuit neatly is well spent, resulting in a saving of grief and headaches during the troubleshooting phase of the design process. One of the best ways to insure neatness is to plan the layout before you begin. It also helps to keep an ample supply of various lengths of prestripped color-coded number-22 solid hookup wire handy.

The second thing to remember is that a breadboard — any breadboard — is going to be more noise prone than a PC card design. This is particularly true of TTL circuitry handling fast rise-time signals. So use *lots* of bypass capacitors.

Finally, we all do make mistakes. Invest in some fire insurance — be certain that the power supply you use to feed the breadboard is short-circuit protected and current limited! ■



Top and bottom views of the "solderless breadboard." The bottom view clearly shows the contact busing arrangement.



The solderless turret terminal prior to installation.

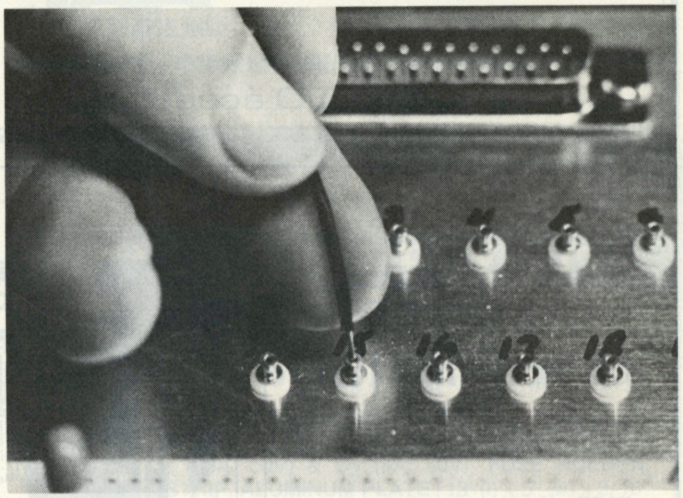

Detail of several solderless turret terminals mounted and in use.



Top view of computer prototyping breadboard system.



Bottom view of computer prototyping breadboard system.

NOW A SOLUTION TO YOUR I/O HEADACHE # 33

The OE 1000 Terminal is a low cost stand alone video terminal that operates quietly and maintenance free. It will allow you to display on a monitor or modified T.V. 16 lines of 64 characters. The characters can be any of the 96 ASCII alphanumerics, and any of the 32 special characters. In addition to upper-lower case capability it has a scroll up feature and full X-Y cursor control. All that is required from your microcomputer is 300 baud, RS 232 or 20 mA current loop, serial data. And if that is not enough the price is only $275.00 in kit or $350.00 assembled, plus $3.00 shipping and handling. To order phone or write.

OTTO ELECTRONICS
P.O. Box 3066
Princeton, N.J. 08540
609/448-9165
Dealer Inquiries Invited

MC, BAC, COD accepted N.J. residents add 5% sales tax. 09

PHYSICIANS MICROCOMPUTER CLUB

- **FREE Medical and Business Microcomputer software**
- **Coverage of Regional Medical Society Computer Conferences.**
- **Articles by Physicians on the use of Microcomputers in their practices and research.**
- **Special Club discounts on Microcomputer equipment and system programs.**
- **Hobby uses of microcomputers for Investment Analysis, Games, and Education.**
- **National coordination of information and activities involving the use of Computers in Medicine.**

THE PHYSICIANS MICROCOMPUTER REPORT

Don't miss another issue of our monthly magazine.

If you are interested in Microcomputers for hobby use, for Medical applications data processing, or for handling your professional business needs; *The Physicians Microcomputer Report* will help you.

The computer is an extension of your own mind.

Our magazine will give you the knowledge that you need to understand, purchase, and use microcomputers in your office, home, and research.

View the Medicine of the future.

We publish *FREE* computer programs that will help you improve your professional operation. Now is the time to discover what microcomputer technology can do for you, and to learn how other Physicians are using their own personal computers.

Please start my Club Membership and Subscription to the *Physicians Microcomputer Report.*

Name (Print) _____ Address _____

City _____ State _____ Zip _____

☐ $25 One year (12 issues) ☐ $15 Special six month trial subscription

☐ Bill Visa/BankAmericard ☐ Bill Master Charge DRM-478

Credit Card # _____ Interbank # _____

Expir. Date _____ **Check enclosed** for $_____

Send to: Dr. Gerald M. Orosz, Editor, Physicians Microcomputer Report, Box 6483, Lawrenceville, N.J. 08648

Credit Card Customers can call for quick service: 1-609-989-9313

NORTH STAR

DISK ASSEMBLER and DISK EDITOR

Both programs read and write disk files; file size not limited by memory. Assembler will assemble up to ten source files at a time; permits modular programming with programs easily relocated by reassembling at the desired address. Editor does not use line numbers; it searches for strings. Lines may be inserted, deleted and displayed. Large disk source files allow programs to be fully commented.

ASSEMBLER/EDITOR on disk with users manual...$30

COMPUTER SYSTEMS DESIGN

906 N. Main Wichita, KS 67214

DEALERS INQUIRIES INVITED

Don Lancaster's ingenius design provides software controllable options including:

- **Scrolling** • **Full performance cursor**
- **Over 2K on-screen characters with only 3MHz bandwidth**
- **Variety of line/character formats including 16/32, 16/64 .... even 32/64**
- **User selectable line lengths**

TELL ME MORE! ( ) Send instruction manual for the TVT-6 Kit with full operational details. $1 enclosed.

( ) SEND FREE CATALOG

P9

Name: _____

PAIA ELECTRONICS, INC.

Address: _____

City: _____ State: _____ Zip: _____

DEPT. 6-K , 1020 W. WILSHIRE BLVD., OKLAHOMA CITY, OK 73116

8K BASIC for KIM-1

The famous high speed *Microsoft* BASIC is now available for KIM-1. The 9-digit accuracy version is available on cassette or paper tape.

DELIVERY FROM STOCK.

$99.00

$2.00 shipping and handling

JOHNSON COMPUTER J4

P.O. BOX 523
MEDINA, OHIO 44256 (216) 725-4560

LOW LOW COST

S-100 BUS MICRO-COMPUTER HEAVY CURRENT

POWER SUPPLY KITS

3 Hour Assembly Time—Complete Instructions Included

DIMENSIONS OF KIT: 13"(l) x 5"(w) x 4 7/8"(h)

KIT A: $57.50 4 Unregulated Voltages Available +8.5V/25A, −8.5V/3A, ±17V/3A

Includes **TRANSFORMER T_2** [25A, size 3/¾" (l) x 4⅛" (w) x 3⅛" (h)], **CAPACITOR C_1** (100,000 UF, 15V), **BRIDGE RECTIFIERS: D_1** (30A, 50V) & **D_2** (4A, 50V), **FUSE HOLDER, BARRIER STRIP, ALUMINUM PLATE** [13"(l) x 5" (w) x 3/16" (t)], **3X CAPACITORS** (6,000 UF, 45 V), **4X RESISTORS and All Necessary Mounting Parts.**

KIT B: $47.50 4 Unregulated Voltages Available +8.5V/15A, −8.5V/2A, ±17V/2A

All Parts are same as in KIT A, EXCEPT: **CAPACITOR C_1** (52,000 UF, 15V) and **TRANSFORMER T_1** [15A, Size 3⅜" (l) x 4" (w) x 2 13/16" (h)].

You May Buy Transformers Alone:
T_2 (25A) & **T_1** (15A) at **$22.50 and $17.50 respectively.**

SHIPPING CHARGES: $4.75 per TRANSFORMER
FOR EACH KIT: $5.00 in California. $7.00 for all other States.
California Residents add 6% sales tax.
Master Charge & BankAmericard. OEM Available

SUNNY INTERNATIONAL S65

Mail Order
P.O. Box 4296
Torrance, CA 90510
(213) 530-3732

Store
7245 E. Alondra Blvd.
Paramount, CA 90723
Mon.-Sat.: 9 am–6 pm

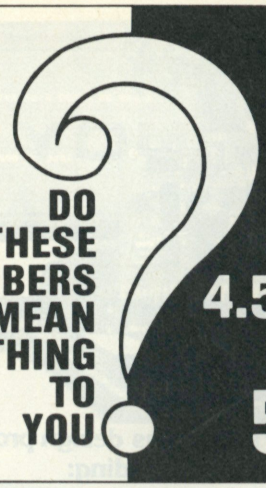

DO THESE NUMBERS MEAN ANYTHING TO YOU

44 PINS

4.5" x 6.5" CARDS

5 VOLTS

Wasatch delivers quality system components from stock

	Assem./Tested	Kit	PCB
• 4K x 8 RAM	$89.95	$79.95	$22.50
• 2K/4K x 8 PROM		79.95/129.95	22.50
• 8-SLOT MOTHER	50.00	40.00	20.00
• 80 LINE DIGITAL I/O		59.95	20.00

New 5V system components under development

- 8K x 8 EPROM (2716)
- 16/32 Channel, 8 Bit A-D
- 4 Channel, 8 Bit D-A

Wasatch also delivers prime semiconductor memory at reasonable price, in addition to custom design services.

4K RAM

W13

SEND CHECK OR MONEY ORDER

WASATCH SEMICONDUCTOR PRODUCTS

25 South 300 East • Suite 215 • Salt Lake City, Utah 84111

For orders under $25, add $2 shipping & handling / Utah residents add 5% sales tax

SoftSide™

"your BASIC software magazine"

First Issue October!

Featuring:

- Programs in the TRS-80 Level II BASIC

  Cribbage-A 16K masterpiece that's hard to beat
  Calculator-Practical, useful and small enough to fit anywhere
  State Capitol Quiz-A teaching aid for youngsters
  Death Star-You wear the black hat in this simulation
- Software Tutorials
- TRS-80 Programming Hints
- TRS-80 Hotline
- And much, much more

S66

Prepublication Offer

Order now and get the first 12 months of **SoftSide** for just $10.00 (reg. subscription price $15.00). To order mail check or money order to:

SoftSide Subscriptions
PO Box 68 Milford NH 03055

JOHNSON COMPUTER J4

P. O. BOX 523, MEDINA, OHIO 44256
(216) 725-4560

FINALLY!

HDE inc. FLEXIBLE DISK SYSTEM FOR KIM

Features:

*Top Quality Industrial Grade Controller
*Proven High Reliability Disc Drive
*Line-Numbered Text Entry and Editing
*A Powerful Command Structure
*Adaptation to any 6500 Based System
*Capability for User Defined Commands
*Complete Compatibility with KIM
*Multiple Resident Files
*Indexed and Non-Indexed Disk Storage

Complete 90 Day Parts and Labor Warranty

HDE FILE ORIENTATED DISK SYSTEM "FODS"

Includes:

*Full Size Sykes Drive
*6502 Based Controller
*Power Supply
*FODS Software
*Cables, Interface Card
*User Manual

P.E.T. Food

NOURISH YOUR HUNGRY P.E.T. WITH SELECTIONS FROM CREATIVE SOFTWARE'S EXTENSIVE MENU!

DUAL JOYSTICK INTERFACE: This Creative Software interface allows you to plug in two Atari-type joysticks (not included) with no modification to the P.E.T. Comes with two games and complete programming instructions..... **$35.00**

JOYSTICKS: for above interface, price each..... **$12.50**

BREAKOUT: Written in BASIC for the P.E.T., this program uses either keyboard input or any Creative Software joystick (single or dual). You get ten balls to knock out three double layers of bricks..... **$10.00**

LIFE: (By S. Bartonsmith) Possibly the finest personal computer version of LIFE currently available, this program uses machine language routines to display up to four new generations per second. User-definable initial configuration, complete screen wraparound, and introducing two original additions--"posts" and "holes." **$20.00**

TRAP and CRAPS (Joystick or keyboard input)..... **$10.00**
HURKLE and ONE-QUEEN (Joystick or keyboard input)... **$10.00**
HOUSEHOLD FINANCE Parts I and II **$15.00**

ORDERS: Send check, money order, or VISA/Mastercharge (include expiration date) and add the following shipping charges: 1-2 programs (or dual joystick interface)- 1.50. 3-4 programs- 2.00. 5 or more programs- 2.50. Extra joysticks, each- 1.50. California residents add 6% sales tax.

INFORMATION: More information on these and many other currently available programs are available on a free flyer. Write directly to Creative Software for a complete list.

Creative Software C97

P.O. BOX 4030, MOUNTAIN VIEW, CA 94040

Stand Alone ASCII Keyboard Specification



- ☆ 4 SIMULTANEOUS OUTPUTS AVAILABLE: THE ONLY ONE ON THE MARKET
  1. SERIAL TTL LEVEL
  2. BUFFERED 8 BIT (TRI-STATE LATCH) PARALLEL OUTPUT WITH VALID DATA SYNC PULSE AND LEVEL
  3. 20 MA OPTO-ISOLATED CURRENT LOOP, POLARITY INDEPENDENT
  4. EIA RS232C
- ☆ SINGLE +5 VOLT 300 MA (NOMINAL) POWER SUPPLY (REQUIRED)
- ☆ INDUSTRY STANDARD 2 KEY ROLLOVER ENCODER
- ☆ ANSI – COMPATIBLE KEY SET; FOR SLIM-LINE "HIDEAWAY" PACKAGING
- ☆ SEGMENTED SPACE BAR ALLOWS FAST MULTIPLE-SPACING WITHOUT REPEAT KEY
- ☆ REPEAT KEY REPEATS AT CHARACTER RATE
- ☆ USER SELECTABLE UPPER CASE ONLY (KSR/ASR/33 REPLACEMENT) OR UPPER/LOWER CASE
- ☆ FACTORY SET AT 110 BAUD BUT EASILY ADJUSTED BY USER TO ANY BAUD RATE FROM 110 TO 9600 BAUD
- ☆ FLEXIBLE PARITY
- ☆ LED INDICATOR FOR SHIFT-LOCK KEY ELIMINATES CASE UNCERTAINTY
- ☆ 24 PIN DUAL – INLINE CONNECTOR
- ☆ LOW PROFILE CASE (OPTIONAL) $40.00

Orders accepted by phone or mail.
MASTERCHARGE ☆ VISA ☆ COD ☆ CHECK ☆ MONEY ORDER

COMPONENT SALES INC. C70
778-A BRANNAN, SAN FRANCISCO, CA 94103
(415) 861-1345

$97.00 ASSEMBLED AND TESTED
Plus $3.00 handling charge. California residents add 6½% sales tax.

COMPUTER GRADES

55,000MF/25V	$2.90
100,000MF/15V	$6.50
140,000MF/15V	$7.50

SPECIAL
AXIAL
ELECTROLYTIC CAP
220 MFD-25 Volts
Length 1.240, Dia. .500
10 for $2.00

DIPPED TANTALUM CAPACITORS

2.2MF	20V	10 for $1.90
3.3MF	35V	10 for $2.00
4.7MF	16V	10 for $1.90
6.8MF	16V	10 for $1.90
15MF	35V	42¢ ea.
47MF	20V	68¢ ea.

COMPONENT SALES, INC. C70
778-A BRANNAN STREET
SAN FRANCISCO, CALIFORNIA 94103
(415) 861-1345

INTEGRATED CIRCUITS

82S126 256 x 4 Prom	$1.90 ea.
P1103 Memory 1K x 1 Dynamic Ram	$1.00 ea.
Intersil 5605 CJG 4K Prom	$9.95 ea.
Intersil 5623 CJE 4K Prom	$3.25 ea.
National MM5375AA clock chip	$1.00 ea.
National MM5375AC clock chip	$1.00 ea.
AM27LS00DC SCHOTTKY 256 Ram	$3.00 ea.
KR2376-ST Keyboard Encoder	$10.50 ea.
NEC 8080A CPU	$7.90 ea.
Fairchild F-8 3850 CPU	$8.95 ea.

MISCELLANEOUS COMPONENTS

MDA 800 Bridge Rectifiers 50V 8A	$1.90 ea.
Transformer. 9V/4 amps & 24VCT/1.5 amps	$7.00 ea.
FND 500 7 Segment L.E.D.	$1.25 ea.
Burroughs Self-Scan Display	$100.00 ea.

Include 5% for postage.

California Residents Add 6½% Sales Tax
Minimum C.O.D. $10.00

Datapoint CRT Terminals

Fully-Assembled — Guaranteed

#3000 $595.00 **#3360 $649.50**

refurbished

- Add $15.00 Packing
- Terms Check or MO
- Guaranteed 90 days
- Shipped FOB Washington, D.C.
- Immediate Shipment

MODEL 3000

25 lines x 72 characters, Full or half duplex speeds 110, 150, 300 Baud, higher on options

MODEL 3360

25 lines x 82 characters (Scrolling version 24 lines); Supplied either DATASHARE compatible, or scrolling, add $35.00. Addressable cursor. Speeds 300, 1200, 2400, 4800 Baud, higher on options. Block transmit standard. Extra buffer, external item control capability on options.

Both terminals have Standard ASCII reed-switch keyboard with any-key rollover, user-codeable keyboard matrix, numeric keypad, cursor control keys, green P-31 screen phosphor, standard RS-232 interface, Printer output. Up to 2 Amps at 5, 14, 25 volts available to drive KIM-I or other small processor. Manual $10, Cable kit $9.95.

M-33 KSR Teletype $495.00. Other printers, drives, available, also Datapoint 2200.

We can service CRTs, micros, main-frames. Quantity discounts available.

TELECOMMUNICATIONS SERVICES CO.
Box 4117, Alexandria, Va. 22303
703-683-4019 / TLX 89-623

T26

Output from Instant Software Inc.

by Sherry Smythe

We did it! An impossible (sometimes) dream come true . . . . first royalty checks went out . . . . the first written was over $500! Looks like there might be some $1000 checks with the next batch . . . . all this without the heavy advertising that will occur when our software library is more extensive.

You, too, can get a piece of the action . . . . if you can write good programs and document them, that is.

It's easy if you set your mind to it . . . . gather together your best programs, put them on cassette, prepare your documentation carefully, submit them to INSTANT SOFTWARE, INC., then sit back and before long you'll be taking royalty checks to the bank.

The biggest slowdown in the publication-of-software biz is the lack of good documentation. You wrote your program, you know better than anyone else what it does and how it is better and/or different from another of the same subject matter . . . . this is part of what you want to include in your documentation. Documentation should be submitted in the same format as articles: typed on one side of page, double-spaced with wide margins, typed in uppercase and lowercase letters and written to be understood by a person with little or no computer background. . . . The buyer shouldn't have to do any real thinking as far as running the program . . . for games, rules that aren't on the actual program as it appears on the screen should be included in the documentation booklet . . . . for old "standards" such as chess and checkers, detailed rules are not necessary . . . . but any changes you've made to get the "standards" to run should be explained in detail.

The easier it is for the purchaser to use your program, the better he will like it and use it . . . . his good vibes will pass to others and your royalty checks will increase by the month.

We are tentatively scheduling for production the following mix as far as brands of computers go: For each five published programs (one-a-day per week schedule) there will be two TRS-80, one PET, one Apple and one of the "others." We'll try to keep a mixture of topics going . . . . business programs will get first priority.

We are very receptive to any and all suggestions about improving our product and services. Write to INSTANT SOFTWARE, INC., Department S, Peterborough NH 03458, USA.

INSTANT SOFTWARE™

a product of 1001001 inc. peterborough, nh 03458

Radio Shack Computer Users

TRS-80 monthly newsletter

The largest publication devoted to the TRS-80 System

- **Business**
- **Personal Finance**
- **Practical Applications**
- **Gambling—Games**
- **Latest RADIO SHACK Developments**
- **Software Exchange**
- **Market Place**
- **Questions and Answers**
- **Program Printouts**
- **. . . and more**

Major programs published monthly . . . Complete income tax program (long and short forms) . . . Inventory control . . . Extensive mailing list and file program . . . Payroll . . . Stock selection and indicators . . . Horse selector for picking winners . . . Renumber program lines . . . Chess . . . Checkers . . . Financial package . . .

$24. Per Year

MATHEMATICAL APPLICATIONS SERVICE

M64

Box 149K New City, New York 10956 (914) 425-1535

Send for FREE Software Catalogue (Including listings of hundreds of TRS programs available on cassette and diskette).

KIM-1 EXPANSION

0 KIM-4 Motherboard $119.00
8K Static RAM $195.00
8K PROM Board $195.00
64 Character/line Video $149.00

0 KIMSI S-100 Motherboard $165.00
8K Static RAM $197.00
32K Static RAM $599.00
64 Character/line Video $149.00

0 KEM S-100 Motherboard $155.00
includes sockets for 4K 2708 on board
64 Character/line Video Module $255.00
8K Static RAM $197.50
32K Static RAM $599.00

0 HDE Floppy Disk

0 PROM Programmers

All items are available from stock.

JOHNSON COMPUTER

P.O. BOX 523
MEDINA, OHIO 44256

(216) 725-4560

J4

HARDWARE 6800 SOFTWARE

SS50/SWPTC

AS4 QUAD D/A CONVERTER SYSTEM
4 High Speed DACs Plus Z-Axis Output for Graphics
Assembled and Tested $195.00

AS1 EIGHT CHANNEL A/D SYSTEM
• Low Cost • High Performance • Analog Data Acquisition Interface
Assembled and Tested 125.00

SC1 SERIAL COMMUNICATIONS INTERFACE
• Full RS232 I/O • Modem Control Signals • Prototype Area
Assembled and Tested 50.00

RT/68 MULTIPROGRAMMING OS/CONSOLE MONITOR ROM
Mikbug* Compatible • Multiple ACIA or PIA I/O
RT/68 (**6830** or **2708** package) + 80P Systems Manual 55.00

MEK 6800D2

DA1P "D2 KIT" UPGRADE PACKAGE
Converts D2 to Terminal I/O • Compatible with popular software: BASIC, assemblers, etc.
Includes RT68, RS232 Interface + 100P Manual 75.00

A/BASIC 6800 COMPILER

• GENERATES FAST EFFICIENT MACHINE CODE
• NO RUN TIME PACKAGE REQUIRED
• SUPPORTS MULTIPROGRAMMING

A/BASIC V2.0D 12K DISK EXTENDED (MINIFLOPPY-S.S.B. DOS or FLEX) $150.00
A/BASIC V1.0C 8K CASSETTE-ORIENTED* on K.C. CASSETTE 50.00
*(Cassette version requires RT/68)

CHESS V1.0

6800 CHESS VERSION 1.0
Challenging 8K Chess Game • Source + Object
Minifloppy or Cassette 50.00

ARTIFICIAL INTELLIGENCE DEMO

ELIZA VERSION 1.0
6800 as Psychoanalyst • Source + Object
Minifloppy or Cassette 30.00

Phone orders accepted. Write or call today for complete information and our free catalog.

MICROWARE SYSTEMS CORPORATION

PO. BOX 954 • DES MOINES, IOWA 50304 • (515) 265-6121 **M60**

MASTERCHARGE *MOTOROLA TRADEMARK BANKAMERICARD

SURPLUS ELECTRONICS

ASCII  ASCII

IBM SELECTRIC BASED I/O TERMINAL WITH ASCII CONVERSION INSTALLED $645.00

- Tape Drives • Cable
- Cassette Drives • Wire
- Power Supplies 12V15A, 12V25A, 5V35A Others, • Displays
- Cabinets • XFMRS • Heat Sinks • Printers • Components

Many other items
Write for free catalog
WORLDWIDE ELECT. INC. W16
130 Northeastern Blvd.
Nashua, NH 03060
Phone orders accepted using VISA or MC. Toll Free 1-800-258-1036
In N.H. 603-885-3705

X AND Y PLOTTER

IEEE-488 INTERFACE FOR THE PET OR H.P. BUSS USER

OR FROM TTL PORT DIRECT TO PLOTTER

- DIGITAL STEP RESOLUTION .015"
- ALPHA – NUMERIC SOFTWARE

KIT IS $195.-
ASSEMBLED-TESTED $ 249.

WRITE FOR SPECS **X & Y X2 ENTERPRISES** GRAPHICS DEMOS
P.O. BOX 796
HUNTSVILLE, AL. 35804

D.C. METRO AREA

TYSONS CORNER, VIRGINIA

THE COMPUTER SYSTEMS STORE

MICROCOMPUTERS & PERIPHERALS
HOME, SCHOOL & SMALL BUSINESS

FEATURING

Small Business Systems Complete with Application Software Including Word Processing

DEALERS FOR

Commodore Pet	Lear Siegler
Processor Technology	Diablo
Polymorphic	Texas Instruments
Cromemco	DEC
Southwest Technical	North Star
Micro-Computer Business Systems, Inc.	Anderson Jacobson
	Books & Magazines

CSS
1984 Chain Bridge Rd.
McLean, VA.
703-821-8333 **C73**

KIM-1 ™ ACCESSORIES FROM MTU




VISIBLE MEMORY
Graphic Display K-1008

- 320 wide 200 high bit mapped graphics
- 8K byte onboard refresh memory
- Use as display, memory expansion, or both!
- Graphics and text display software available
- Direct KIM interface, no external logic needed
- KIM memory expansion signals provided
- Can use with other 6502/6800 systems @ 1.0MHz
- No wait states, no snow, and no processor overhead to refresh display
- 75 ohm standard video 1.2V P-P (non-interlace)
- Low power: +8 @ .25A, +16 @ .25A unregulated
- Assembled & tested $289.00, bare board $40.00
- Graphics subroutine pack & demo program $20.00




CARD FILE WITH MOTHERBOARD K-1005

- Expansion boards fit under the KIM
- KIM and 4 expansion boards require no more table space than the KIM alone
- Only the KIM is exposed
- All expansion boards are protected
- KIM and expansion boards rigidly supported
- Unbuffered KIM bus is well shielded
- 5 slots and backplane are preassembled
- KIM application connector also prewired
- Power input via 5 point terminal strip
- Chromated aluminum & glass epoxy construction
- Assembled and tested $68.00



16K MEMORY
K-1016

- 16K memory addressable on any 4K boundary
- KIM-bus direct connection
- Transparent refresh
- Low power requirements +8 V @ 0.2 Amps, +16 V @ 0.2 Amps
- KIM memory expansion signals provided
- Can use with other 6502/6800 1.0 MHz processors
- Assembled & tested (5 day burn in) $375, bare board $40



8 BIT AUDIO SYSTEM
K-1002

- D/A converter, 8 bits
- 3.5 kHz LP filter, 6 pole
- Audio power amplifier, 100MW
- Connects to 8 bit port
- Fantastic music software (KIM)
  4 Voice harmony
  Fourier derived waveforms
  Different wave per voice
  Music compiler & interpreter
- Speech synthesis possible
- Assembled & tested $35.00
- Software pack/cassette $13.00

Micro Technology Unlimited P.O. Box 4596 29 Mead Street Manchester NH 03108 **M44**

Thomas E. Hutchinson
35 Warrender Ave. Apt. 208
Islington, Ontario M9B5Z5
Canada

Modify Your COSMAC Elf

This modification to the Elf involves a lilliputian outlay of cash.

The COSMAC Elf microcomputer described in *Popular Electronics* (August and September 1976) has been one of the most interesting projects I've built. However, soon after wiring it together and running a few programs, it was obvious that I spent a lot of time loading programs by the eight front-panel toggle switches. And the frustrating part occurred when I would make an error at step 200, for example, and the only way to get back to that step was to press the In button 199 times and then make the correction. In subsequent issues of *Popular Electronics*, programs to interface the microcomputer with a keyboard and allow the machine to jump to a requested memory location to make a correction there were published. After looking over these programs, I decided they were not for me. First, you have to enter them using the eight front-panel toggle switches at the beginning of every program, which takes about 10 or 15 minutes every time you turn the computer on. Second, this program takes up valuable memory space; in fact, it uses 74 of the 256 available bytes in the memory. If you want to expand your memory, the latter may not concern you as much. Consequently, I devised the following circuit that interfaces a keyboard with the microcomputer and also allows you to jump to any desired memory location very quickly. The circuit requires no programming and uses no memory space.

Construction

The circuit was constructed on a 4 x 8 x 2 inch aluminum chassis. The chassis is turned upside down (open side up), and a piece of perfboard with a grid of 0.05 x 0.05 inch mounts over the open side using sheet metal screws; a second piece of perfboard with a 0.1 x 0.1 inch grid mounts inside the chassis. The hexadecimal keyboard was purchased from James Electronics, and the spacing of the pins conforms more or less to the 0.05 inch grid. A few extra holes had to be drilled to make it fit exactly into the perfboard. ICs 1,2,3,4 and 10 mount on the top perfboard with the

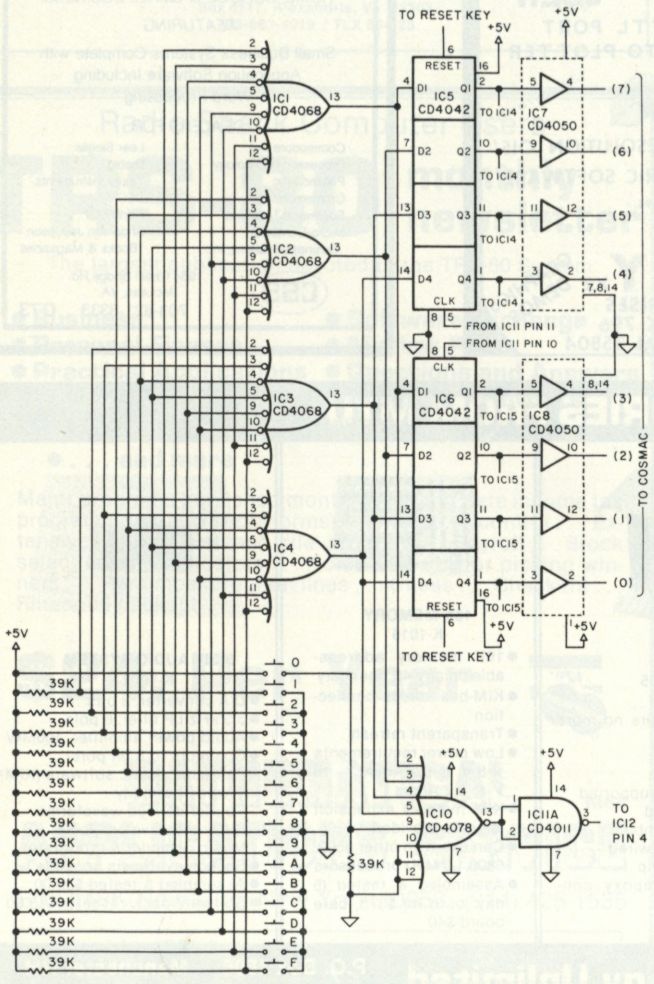

Fig. 1. Keyboard encoders and latches.

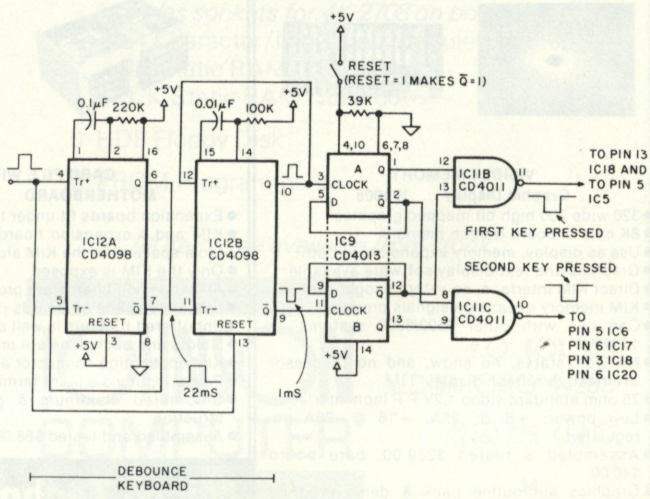

Fig. 2. Debounce and strobe circuits.

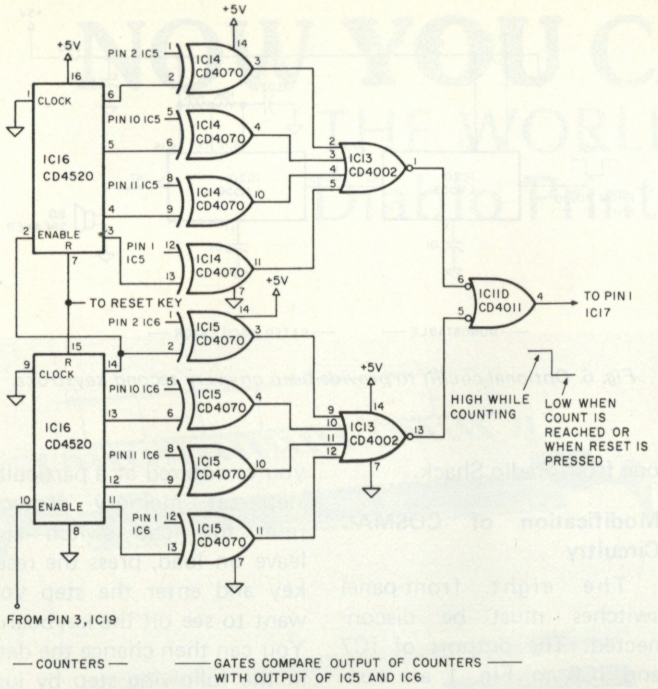

Fig. 3. Counter and compare circuits.



Right: The COSMAC Elf. Center: Keyboard support circuitry with top removed and shown at the left.

keyboard; the remaining ICs mount on the second perfboard. IC sockets were used throughout, and wiring was accomplished by working several evenings using a Vector wiring pencil. The keyboard has several uncommited keys, one of which you must designate as a reset.

Circuit Description

ICs 1, 2, 3, 4 (Fig. 1) produce the proper code for each key pressed; e.g., when D is pressed you get 1101. IC10 detects the closure of any key, and its output is inverted by IC11A, which feeds a debouncing circuit made up of the two monostable multivibrators in IC12. IC12A (Fig. 2) triggers on the rising edge of the input, sending out a 22 ms pulse. Assuming that all contact bounce is over in less than 22 ms, IC12B will trigger on the falling edge of this 22 ms pulse and send out a 1 ms pulse. When the key is released, IC12A may or may not generate another 22 ms pulse, depending on how bad the key bounce is. IC12B will not be triggered by this pulse because triggering occurs only on the falling edge, which does not occur until 22 ms after the key has been released. The moment the key is released, the low signal on the reset of IC12B prevents triggering. In summary, IC12 generates a single 1 ms pulse for each keystroke.

IC11B produces a 1 ms pulse on the first keystroke that gates the outputs of ICs 1, 2, 3, 4 into IC5, which then stores the binary code for the first key. IC11C produces a 1 ms pulse on the second keystroke that gates the outputs of IC1, 2, 3, 4 into IC6, which then stores the binary code for the second key. At the same time, this pulse goes to pin 3 of IC18, which inverts the pulse and signals COSMAC that the data is ready to go into memory. The pulse is not synchronized to COSMAC's internal timing, but it lasts much longer than a timing cycle, guaranteeing that the memory will get the data. The third and fourth keystrokes behave like the first and second, a pulse going out after the fourth to signal that the data is ready again. The whole operation is fully automatic, and there is never any need to press the input button. IC7 and IC8 are buffers required to drive the COSMAC circuitry.

Figs. 3 and 4 show the circuit I devised to advance to any desired step in the program. In effect, all these circuits do is push the input button the required number of times to get to whatever program step you enter on the keyboard. For example, you want to go to step OB – so you press reset, set memory protect, reset COSMAC with the load switch and enter OB. IC19 will send out 12 pulses, which, through IC18, advance to step OB. IC19 oscillates at 1000 Hz, so the time to get to the last step in the program, FF, is about 256 ms. All other steps will be reached in less time.

IC19 drives the first four-stage binary counter in IC16, and the output of this counter drives the second one. Together these can count to any desired value from 00 to FF, and their outputs are in binary form. Let's say you enter B7 on the keyboard. IC19 starts oscillating and IC16 starts counting the pulses. IC14 and IC15 compare the output of the counters to the B7 stored in IC5 and IC6; when the counters get to B7 a signal is sent out via IC13, IC11D and IC17 to stop IC19. IC19 sends out exactly 183 pulses, and assuming COSMAC was

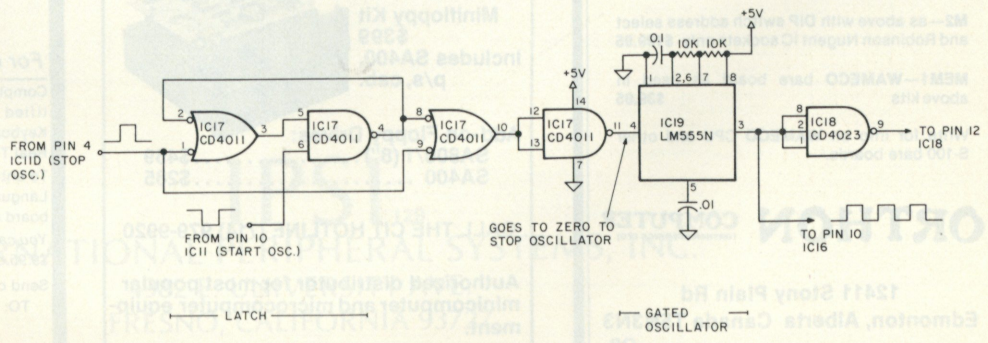

Fig. 4. Oscillator circuit.

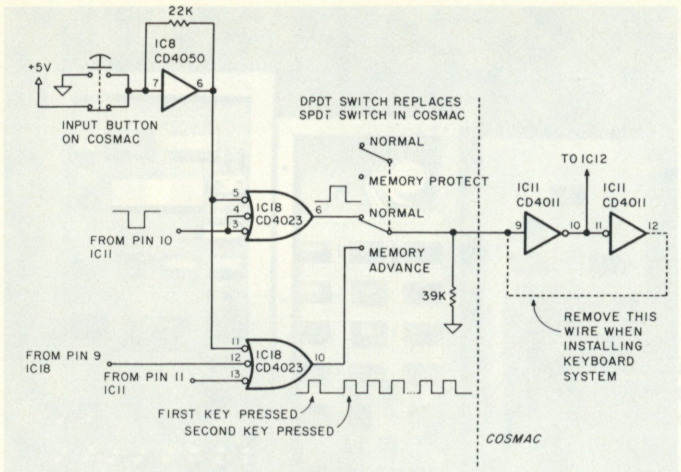

Fig. 5. COSMAC interface.

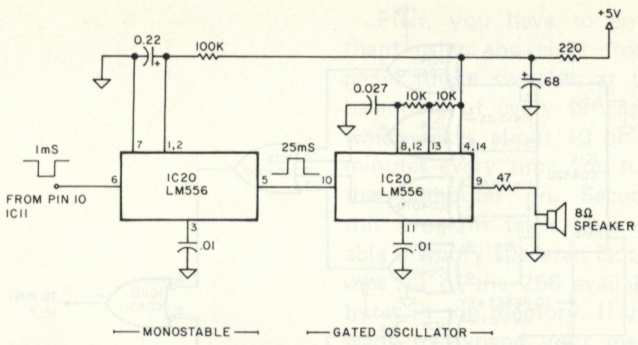

Fig. 6. Optional circuit to provide beep on every second keystroke.

at step 00 initially, you would arrive precisely at step B7. In Fig. 5 it will be noticed that at pin 10 of IC18 you get one extra pulse from the first keystroke. This is needed to set the program back to step 00, and it eliminates the need to press the input button.

Fig. 6 shows an optional circuit that provides an audible beep on every second keystroke. The reason for including this is that sometimes when your are entering a lengthy program you will strike a key, but not press it hard enough to actually make the contact. You go on your merry way, not realizing your mistake because you haven't been looking at your hex display. You end up having the last digit of each entry paired with the first digit of the following entry. It's quite a mess, believe me!

IC20 is a dual timer, the first half of which stretches that 1 ms pulse into a 25 ms pulse. The second half is connected as an astable multivibrator driving a loudspeaker. It is gated on for 25 ms and gives a beep. A 68 uF capacitor and 220 Ohm resistor decouple this circuit from the 5 volt line and reduce current consumption. If a longer beep is desired, increase the 0.22 uF capacitor. If a different pitch is desired, change the 0.027 uF capacitor. Any speaker will probably do; I used a 2-inch one from Radio Shack.

Modification of COSMAC Circuitry

The eight front-panel switches must be disconnected. The outputs of IC7 and IC8 in Fig. 1 are connected in their place. The memory-protect switch must be replaced with a DPDT toggle switch, one-half of which is wired up as in the original, while the other half is wired as shown in Fig. 5. The input button is rewired as shown and is debounced by an unused part of IC8. As shown, you must remove the wire joining pins 9 and 12 of IC11 in COSMAC.

Using the System

To enter data into memory, press reset, set COSMAC to load and start using the keyboard. To check what you've entered at a particular step set memory protect, reset the load switch and leave on load, press the reset key and enter the step you want to see on the keyboard. You can then change the data in the following step by just switching off the memory protect and keying in whatever you want.

The input button behaves as it did in the original design, and it can be used if the program calls for it to be pressed; or it can be used to advance the memory one step at a time.

Summary

The whole project cost me around $55 here in Canada where prices tend to be higher. It has been worth every penny in the increased convenience and speed it provides in programming. ■

Canadian
8K MEMORY KITS

M1—Fast Signetics 21L02-1 RAMs with 20 pages of Documentation—solder mask Low power Schottky—S-100 Bus—Full Buffering $179.95

M2—as above with DIP switch address select and Robinson Nugent IC sockets only $199.95

MEM1—WAMECO bare board as used in above kits $39.95

Write for info on WAMECO CPU and other S-100 bare boards.

ORTHON COMPUTER (ORTHON HOLDINGS LTD)

12411 Stony Plain Rd
Edmonton, Alberta Canada T5N3N3
08

C87
CIT COMPUTER INTERFACE TECHNOLOGY



Centronics 779
$999



Minifloppy Kit
$399
Includes SA400,
p/s, cab.

Add-on Floppy Drives:
SA800/1 (8") $459
SA400 ..... $285

CALL THE CIT HOTLINE (714) 979-9920

Authorized distributor for most popular minicomputer and microcomputer equipment.

2080 South Grand, Santa Ana, CA 92705

PET SCHEMATICS
Another First From "PET-SHACK".
For only ~~$34.95~~ you get: NOW $24.95
24" x 30" schematic of the CPU board, plus oversized schematics of the Video Monitor and Tape Recorder, plus complete Parts layout—all accurately and painstakingly drawn to the minutest detail.

PET ROM ROUTINES
Another Breakthrough From "PET-SHACK".
For only $19.95 you get:
Complete Assembly listings of all 7 ROMs, plus identified subroutine entry points; Video Monitor, Keyboard routine, Tape Record and Playback routine, Real Time Clock, etc.
To entice you we are also including our own Machine Language Monitor program for your PET using the keyboard and video display.
You can have the Monitor program on cassette for only $9.95 extra.
Send check or money order
TO: PET-SHACK Software House P37
Marketing and Research Co.
P. O. Box 966
Mishawaka, IN 46544
VISA master charge

NOW YOU CAN AFFORD
THE WORLD FAMOUS
Diablo Printer Terminal



IPSI PROUDLY ANNOUNCES A PRICE BREAKTHROUGH ON DAISY WHEEL PRINTER TERMINALS

The IPSI Model 1622

Featuring: RS 232 compatibility at 110, 150, 300, and 1200 baud: **Print speed** of 45 char/sec: **Graphics** capability: Over 30 **print wheels** from 10 to 15 char/inch: 5 ribbons in color, cloth, film or two color: **Form length** adjustable: **Spacing** adjustable from 120 pitch to .1 pitch: Line spacing adjustable from 48 lines/in. to .4 line/in.: Identical in every respect to it's high priced sister the **Diablo HyTerm II*** model 1620.

Price: $2,595.00 each in single units, quantity discounts available.

Service: Major cities in the U.S. and Canada.

You have probably waited a long time to purchase your computer printer at a reasonable price. Wait no longer! The Diablo 1620 lists for $3,240.00 we sell it for $2,595.00; save well over $600.00. For immediate action phone in your order collect and we will ship your terminal the same day.

We also stock Diablo 1345A (Hytype II*) mechanisms for immediate shipment at the low price of $1,150.00. Order one now and build your own terminal using your own CPU, or do-it-yourself by buying our 1622 kit and assemble your own terminal within 10 hours for $2,295.00

If you've always wanted to turn your computer onto word processing, this is the only way to go. Ask for our free word processing software.

IPSI 129

INTERNATIONAL PERIPHERAL SYSTEMS, INC.

4982 E. UNIVERSITY AVE.

FRESNO, CALIFORNIA 93727

CALL (209) 252-3635

*Hyterm and HyType are registered trademarks of Xerox Corp.

INSTANT SOFTWARE™

*IMP™ for TRS-80 ONLY $7.95 ea.

Level I on one side, Level II on the other

● SPACE TREK II— by KB1 (for the TRS-80™) This Space Trek game will challenge the most skillful and careful player. As commander of the Enterprise, you must defend the galaxy against enemy Klingon warships using your arsenal of phasers and photon torpedoes to best advantage. The Enterprise is also equipped with impulse power for moving within the quadrant, and warp power for jumping from quadrant to quadrant. $7.95. Order no. 0002R.



● BASIC LUNAR LANDER/INTERMEDIATE LUNAR LANDER— by KB1 (for TRS-80™) Your automatic landing system has malfunctioned and you are forced to make a manual landing. Taking control at 15,000 feet, the pilot's success requires precise manipulation of the lunar lander's retro-rockets. After mastering the basic game, the able commander will be taxed by the difficult intermediate program. $7.95. Order no. 0001R.

● BEGINNER'S BACKGAMMON/KENO—by Fred Schild and KB1 (for the TRS-80™). You will never be in need of a backgammon companion again! Schild's program is designed for the newcomer to the game, but the computer's steady play will challenge the careless expert. **KENO** is a popular Las Vegas gambling game. As in many games of chance, the odds are against you, but when you win you can win big. $7.95. Order no. 0004R.

● GOLF/CROSS-OUT—by Wilford Niepraschk and David Dillehay. Playing golf on a computer? You bet and frustrating, too. You have your choice of seven clubs—three irons, three woods, a chip and a putter. The program has 18 different fairways, each diabolically designed. You have to pick the right club and angle for hitting the ball or else you end up in the woods or a trap. The green calls for putting skill. The program has excellent graphics and you'll have a ball . . . golf ball. **CROSS-OUT** is the old peg puzzle, but in computer form. You have to jump pegs, removing each one jumped. The idea is to end up with but one peg, and that one in the middle hole. The program will rate your skill at the end of each try. $7.95. Order no. 0009R.



● ELECTRONICS I by Rick Morel. With this group of five programs you will be able to design coils for radio circuits, calculate the component values for tuned circuits, design preamplifiers using the LM-381 IC and timer circuits, either monostable or astable using the 555 timer IC.

Coils can be designed with the use of tables or special calculators, but they are difficult to use. This package has a coil designing program which is simple to use and the computer does all the work.

There is also a program for designing tuned circuits, audio or radio frequency—fixed or variable frequency.

The LM-381 program draws the circuit diagram and gives you the component values for your needs. It will calculate any unknown values for you. The two 555 programs do the same, giving you the diagrams for either one-shot timers or astable timing systems (clocks). It will do all the calculations for you, providing times or component values.

These programs are not only helpful around any workshop or lab, they also are wonderful for teaching the fundamentals of electronics to newcomers. $7.95. Order no. 0008R.



● HAM PACKAGE I by Rick Morel and D. A. Lien. This group of eight programs (we like to give you plenty) will be of frequent help to any experimenter or ham operator.

OHM'S LAW CALCULATIONS	SERIES CAPACITANCES
FREQUENCY VS REACTANCE	PARALLEL CAPACITANCES
SERIES RESISTANCES	DIPOLE DESIGN
PARALLEL RESISTANCES	YAGI DESIGN

These programs draw the circuits or antennas involved and let you fill in the pertinent data, giving you the dimensions, etc.

This series of programs is not only an excellent way to learn the fundamentals of electronics and the handling of simple formulas, they will also be of constant use in any workshop or hamshack. $7.95. Order no. 0007R.

INSTANT SOFTWARE™

*IMP™ for PET

INSTANT SOFTWARE™ for your PET

INSTANT SOFTWARE™ for your PET

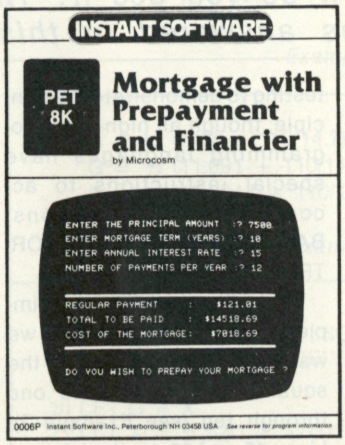

● PERSONAL WEIGHT CONTROL/ BIORHYTHMS—by Microcosm (for the PET™) Here's a program that will let you chart any individual's biorhythm cycle, showing physical, emotional, and intellectual highs and lows. If your neighbors find out you've got it, they will never leave you in peace. **PERSONAL WEIGHT CONTROL** is a must for the diet-conscious. Once your ideal weight has been determined, the program will calculate the correct daily caloric intake necessary to reach your goal over a certain time period. $7.95. Order no. 0005P.

$7.95 ea.

● MORTGAGE WITH PREPAYMENT OPTION/FINANCIER—by Microcosm (for the PET™) Before you go to the bank, calculate your mortgage payment schedule and find out what you can afford. You will learn how much prepayments save, and can easily compare the true costs of variations in interest. **FINANCIER** is actually three programs in one and is guaranteed to make you a financial wizard. In part I you'll learn to tell which investments will pay off. Part II calculates annual depreciation schedules, providing rates, amounts, and salvage values, which is great when tax time rolls around. The final section figures costs of borrowing, payment terms, and remaining balances on loans of all sizes. $7.95. Order no. 0006P.





● CASINO I by Charles M. Stuart. There are blackjack games galore, but not many of them are so dependable that you can use them to prepare to make your fortune at Vegas. This blackjack program is not only fun to play, it is also tutorial and allows you to play every combination which you could play at the MGM Grand Hotel in Las Vegas.

There are several systems which will beat the house at blackjack, but before you go investing your cash in a get rich quick attempt, try out your system on this program and see how it does in actual practice.

Roulette programs are more difficult to find, yet this is another very popular casino game—and one you'll want to get some experience with before you venture to go up against the professionals at Vegas. Remember that there are a lot of people who have worked out systems to beat the house at these games and they make a comfortable living going to Vegas every now and then to rebuild their fortunes.

This roulette program is tutorial and gives you the odds on each type of bet.

All you need is the expertise and a little luck to go along with it and you'll pay for your computer in no time. $7.95. Order no. 0014P.

● CASINO II by Charles M. Stuart—Yes, there are a lot of craps programs around—so why should you buy this one? The big difference is that this one is not just a crap game, it is also a tutorial program which will give you the odds on every type of bet so you can steer clear of the idiot bets that improverish the unwary. Did you know that there are bets which give the house as little as 0.8% advantage? It takes precious little luck to overcome such a slight edge—but you have to know where to find these bets before you can use them.

If you use this program to get experienced with craps you should be able to walk away from any craps table a winner. Once you know what bets to make and are able thereby to take the best advantage of lucky streaks, betting lightly to wait through the lean times, you'll have quite an edge.

This program uses the exact rules used at the MGM Grand Hotel in Las Vegas, so you'll be playing under actual gambling house conditions. You should be able not only to pay for the program, but also for your computer system the next time you go to Vegas or Atlantic City. $7.95. Order no. 0015P.

Send me the following Instant Software:

Quantity	Catalog	Program name	Unit Cost	Total cost
			$7.95	
			7.95	
			7.95	
			7.95	
			Shipping	$1.00
			Total order	

☐ Check ☐ Money Order

☐ VISA ☐ AMEX

Card #_____ Expir. date _____

Name _____

Address _____

City_____ State_____ Zip _____

Instant Software Inc.
Dept K-11
Peterborough NH 03458

*Instant Micro Programs

©Instant Software Inc. 1978 Ⓟ1978

Loop the Loop

What is a loop? How do you use it? The neophyte gets this and other questions answered in this informative article.

James Gross
University of Wisconsin Center
Sheboygan WI 53081

One of the most powerful abilities of a digital computer is to repeat a series of program steps until a specific condition occurs. This is called *iteration,* or looping. We will look at how loops can be used. Examples will be given in BASIC, but the principles apply in any language.

In the paragraph above, a key phrase is "until a specific condition occurs." Otherwise, you have a loop that repeats forever. Home computing systems usually have a BREAK function, which can get you out of a perpetual-loop condition, or you can always halt the computer completely. On a larger commercial system, however, these options aren't always available. Most programmers would agree that you should avoid such "infinite loops."

To see the problems they can cause, try the short program in Example 1 (the idea comes from an old joke).

It soon becomes evident that the program is out of control! What this program lacks to have a controlled loop is, of course, a terminating condition.

The simplest and most common technique in loops is a numeric counter, or *index,* to control the number of repetitions. The index is set, usually to value 1, before the loop. After the useful steps occur, the index is increased, or *incremented,* by 1 and then tested against the limit. (I will use explicit incrementing and testing to demonstrate the principle, though all high-level programming languages have special instructions to accomplish these functions: BASIC has FOR-NEXT, FORTRAN has DO, and so on.)

As an illustration of the simple numeric index, suppose we want to compute and print the squares of the numbers one through ten (see Example 2). Lines 15 and 20 are the heart of this program; the other lines control the iteration. Line 10 initializes the index to 1, line 25 increments it by 1, and line 30 tests for the terminating condition.

Note that because we want the squares of 1 *through* 10, and because we increment X *before* the test, X will equal 10 in line 30 just after we've printed the X = 9 answer. This means one more cycle is needed, computing and printing 10, then making X equal 11, which makes X< = 10 false, and ending the program.

I have two additional comments about Example 2. First, I call it a one-shot program because it always does the same thing: If it runs a second time, it produces a second copy of the same table. In my opinion, that's the function of a photocopy machine, not a computer. The program could easily be made more flexible by modifying it to take in a limiting value (call it E for ENDING) and comparing X with E. The changes that would be made are shown in Example 2a.

Now the program will compute and print the squares of values 1 through E. I'd like you to try to make one more alteration to generalize it further—take in the starting value also. Then if you need the squares of values between 5126 and 5300, you don't have to wade through the 5125 extra lines of printout!

My second comment on this program concerns the increment of + 1 we used. If your application requires it, the increment can be negative, so that the loop counts down instead of up. A good example of this is printing a Fahrenheit-to-Celsius temperature conversion chart (see Example 3) with the Fahrenheit temperatures running down the left edge from + 90 to − 40 in 5 degree steps. (A negative quantity added to a counter is called a *decrement.*)

Note that the test in line 30 fails when F is *less than* − 40; that's what we want because we're working downward. The integer (INT) function in line 15 insures that the Celsius temperatures are whole numbers.

In the preceding examples, the terminating condition has been the value of the index, but this doesn't have to be the case. One common way of terminating a loop containing an INPUT or READ, for instance, is to use a special target value (also known as a trigger or sentinel) whose only purpose is to terminate the loop. It is useful in cases where several input data values must be processed, but the exact number of them isn't known. Let's see how this works in an inches-to-centimeters conversion (see Example 4).

This program will take in a length in inches and print the

```
 5 REMARK EXAMPLE 1, INFINITE LOOP
10 PRINT "COMPUTERS ARE PERFECT. NOTHING CAN "
15 PRINT "GO WRONG."
20 GOTO 15
25 END
```

Example 1.

```
 5 REMARK EXAMPLE 2, SQUARES USING A COUNTER
10 LET X = 1
15 LET Y = X * X
20 PRINT X, Y
25 LET X = X + 1
30 IF X<= 10 THEN 15
35 END
```

Example 2.

```
 6 PRINT "WHAT ENDING VALUE";
 7 INPUT E
30 IF X<= E THEN 15
```

Example 2a.

```
 5 REMARK EXAMPLE 3, TEMPERATURE CONVERSION
10 LET F = 90
15 LET C = INT (5 * (F - 32) / 9)
20 PRINT F, C
25 LET F = F - 5
30 IF F>= -40 THEN 15
35 END
```

Example 3.

equivalent centimeter value, repeating until a negative value is entered. In the case of linear measure, a negative value makes no sense, and this "illegal" condition is ideal to use as a target. In applications where either positive or negative values can legitimately occur, the target value used is either an extreme value (temperature over 10000) or a very unlikely value (length exactly 999.9 inches).

In computer use, the greatest impact of iteration is in calculations involving a so-called convergence technique, in which each cycle computes a closer and closer approximation to a desired value. A practical application of this technique is approximating the square root of a number using the Newton-Raphson method.

Suppose we're looking for the square root of a value named X. We begin by guessing that the square root of X is a value, G. Next, we compute the quantity ½(G + X/G). This becomes the new value of G, the computation is repeated to get another G, then another, and so on. Each G value will be closer to the actual square root of X than the previous G. The loop can be made to terminate when G squared is "close enough" to X. The exact definition of close enough depends on the problem and the specific computer's precision. Let's work through a sequence by hand to see this convergence technique work.

```
 5 REMARK EXAMPLE 4., METRIC LENGTH WITH TARGET VALUE
10 INPUT L
15 IF L<0 THEN 35
20 LET M = L * 2.54
25 PRINT M
30 GO TO 10
35 END
```

Example 4.

Assume we want the square root of 110. Ten squared is 100 and 11^2 is 121, which suggests a value between 10 and 11. However, to observe progress toward the answer, let's make our initial guess 25. Substituting X = 110 and G = 25 in the formula, we compute a new G (see Example 5). Using that new G, we continue in Example 6.

```
G = ½ (25 + 110/25) = 14.7 Cycle 1
```

Example 5.

In just four cycles, the square root has been found.

```
G = ½ (14.7 + 110/14.7) = 11.091 Cycle 2
G = ½ (11.091 + 110/11.091) = 10.5044 Cycle 3
G = ½ (10.5044 + 110/10.5044) = 10.488 Cycle 4
```

Example 6.

Utilizing this technique in a program, your initial guess can be any nonzero value. In fact, it can be the value whose square root you're finding! (See Example 7.)

```
 5 REMARK EXAMPLE 7, SQUARE ROOTS BY NEWTON
10 PRINT "WHAT VALUE";
15 INPUT X
20 LET G = X
25 LET X = .5 * (G + X/G)
30 PRINT X
35 IF ABS (G/X - 1)>.0001 THEN 20
40 PRINT "THE SQUARE ROOT IS "; X
45 END
```

Example 7.

Here, line 30 lets you watch the value change. In a program that used this technique, you would probably just want to use the answer. Line 35 repeats the loop until the difference between successive guesses is small. Asking this program to find the square root of 110 (using 110 as the first guess) gives subsequent values of 55.5, 28.741, 16.2841, 11.5196, 10.5343, 10.4882, and 10.4881 as the final result. Adding some analytical steps to get a better first guess would make it converge even faster.

I have tried to show you some of the uses of loops, some of the dangers and some of the various styles. Once you understand the idea, they are easy to design. Your programs will often be physically smaller with loops than without, and the principles can be applied in any language. Try writing your own programs incorporating what you've learned here. I think you'll enjoy it.■

M9900 CPU-16 BIT MINI for the S-100 BUS with PASCAL

The M9900 CPU brings the most powerful single-chip processor available today—the TI TMS9900—to the S-100 bus and supports it with powerful software. Included with the CPU board are Disc Operating System, BASIC, Assembler, Linking Loader, Text Editor, and Interactive Debug. The powerful Pascal compiler is only $150 more.

Move up to a 16 bit machine and the power of Pascal without losing the economy and selection of the S-100 bus — move up to the M9900 CPU.



Marinchip Systems M49

16 Saint Jude Road
Mill Valley, Ca. 94941
(415) 383-1545

Kit $550 Assembled $700 Documentation $20

NEW!

"INDUSTRIAL" WIRE-WRAPPING TOOL

MODEL BW928

$49.95

BATTERIES NOT INCLUDED
BIT & SLEEVE NOT INCLUDED



- **BATTERY OPERATED**
  (2) Standard "C" Ni Cad Batteries (not included)
- **INTERCHANGEABLE BITS & SLEEVES**
  (not included)
- **REVERSIBLE ROTATION**
  For unwrapping, reverse batteries
- **BACKFORCE OPTIONAL**
  Model BW928-BF $52.95
- **POSITIVE INDEXING**
- **LIGHT WEIGHT**
  *LEXAN™ Housing

*LEXAN™ GENERAL ELECTRIC

OK MACHINE & TOOL CORPORATION 05
3455 Conner St., Bronx, N.Y. 10475 • (212) 994-6600 • TELEX 125091

ok wire wrapping center



for quality electronic parts and tools.

DIP/IC INSERTION TOOL WITH PIN STRAIGHTENER



14-16 Pin Dip IC Inserter	INS-1416

DIP/IC EXTRACTOR TOOL

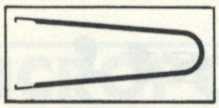

The EX-1 Extractor is ideally suited for hobbyist or lab engineer. Featuring one piece spring steel construction. It will extract all LSI, MSI and SSI devices of from 8 to 24 pins.

Extractor Tool	EX-1

WIRE-WRAPPING KIT



Contains: Hobby Wrap Tool WSU-30 M, Wire Dispenser WD-30-B, (2) 14 DIP's, (2) 16 DIP's, Hobby Board H-PCB-1, DIP/IC Insertion Tool INS-1416 and DIP/IC Extractor Tool EX-1

Wire-Wrapping Kit	WK-4B (Blue)

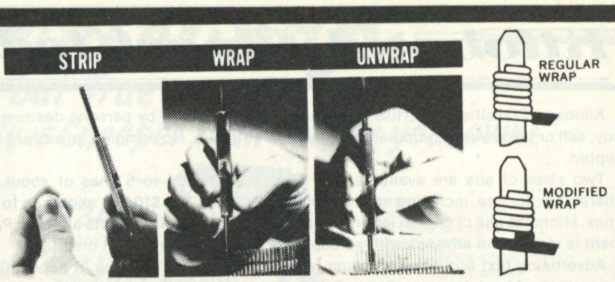

HOBBY WRAP TOOL

Wire-wrapping, stripping, unwrapping tool for AWG 30 on .025 (0,63mm) Square Post.

Regular Wrap	WSU-30
Modified Wrap	WSU-30M

NEW

WIRE-WRAPPING TOOL

For .025" (0,63mm) sq. post "MODIFIED" wrap, positive indexing, anti-overwrapping device.

For AWG 30	BW-630
For AWG 26-28	BW-2628

Bit for AWG 30	BT-30
Bit for AWG 26-28	BT-2628

*USE "C" SIZE NI-CAD BATTERIES (NOT INCLUDED)

ROLLS OF WIRE

Wire for wire-wrapping AWG-30 (0.25mm) KYNAR® wire, 50 ft. roll, silver plated, solid conductor, easy stripping.

30-AWG Blue Wire, 50ft. Roll	R-30B-0050
30-AWG Yellow Wire 50ft. Roll	R-30Y-0050
30-AWG White Wire, 50ft. Roll	R-30W-0050
30-AWG Red Wire, 50ft. Roll	R-30R-0050



WIRE DISPENSER

- With 50 ft. Roll of AWG 30 KYNAR® wire-wrapping wire.
- Cuts the wire to length.
- Strips 1" of insulation.
- Refillable (For refills, see above)

Blue Wire	WD-30-B
Yellow Wire	WD-30-Y
White Wire	WD-30-W
Red Wire	WD-30-R

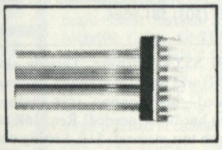

RIBBON CABLE ASSEMBLY SINGLE ENDED

With 14 Pin Dip Plug 24" Long (609mm)	SE14-24
With 16 Pin Dip Plug 24" Long (609mm)	SE16-24



RIBBON CABLE ASSEMBLY DOUBLE ENDED

With 14 Pin Dip Plug -2" Long	DE 14-2
With 14 Pin Dip Plug -4" Long	DE 14-4
With 14 Pin Dip Plug -8" Long	DE 14-8
With 16 Pin Dip Plug -2" Long	DE 16-2
With 16 Pin Dip Plug -4" Long	DE 16-4
With 16 Pin Dip Plug -8" Long	DE 16-8

OK MACHINE & TOOL CORPORATION
3455 CONNER STREET, BRONX, N. Y. 10475 U.S.A.
PHONE (212) 994-6600 TELEX NO. 125091

Kilobaud Classified

Kilobaud Classified advertisements are intended for use by persons desiring to buy, sell or trade used computer equipment or software. No commercial ads are accepted.

Two sizes of ads are available. The $5 box allows up to 5 lines of about 37 characters per line, including spaces and punctuation. The $10 box allows up to 10 lines. Minimize use of capital letters to save space. No special layouts allowed. Payment is required in advance with ad copy. We cannot bill or accept credit.

Advertising text and payment must reach us 60 days in advance of publication (i.e., copy for March issue, mailed in February, must be here by Jan. 1). The publisher reserves the right to refuse questionable or not applicable advertisements. Mail copy with payment to: **Kilobaud Classified, Kilobaud, Peterborough NH 03458**. Do not include any other material with your ad as it may be delayed.

TRS-80 Level I 4K—5 pop. games. Orig.—graphics & score—cassette, $7. C. Zalnerunas, 3034 W. Columbus Ave., Chicago IL 60652.

TRS-80 OWNERS!! Original software including business system for Amway Distributors. Level I & II versions available. All will run in 4K. Also have moving signboard machine-language program. Write for info. Allan E. Sitter, 8 Driftwood Circle, Groton CT 06340.

TRS-80 Monthly Newsletter. For information write to: Howard Y. Gosman, Box 149, New City NY 10956.

---

*Books of computer games in BASIC. ENIGMAS-1 ($8): Gone Fishing, Concentration, Starship, Craps, Slot-Machine, Sherlock Holmes, Tank Attack. ENIGMAS-2 ($8): Number Guess, Mortar Battle, In-Between, Shell Game, Safari, Starship-2, Dice Roll, Puzzle. *Catalog and test program Frog Race, $1. Available in Standard BASIC, SWTP 8K BASIC or Radio Shack TRS-80 BASIC. Please specify. B. Erickson, PO Box 11099, Chicago IL 60611.

CIRCLE CHESS instruction book by Alphonso, used in Circle Chess software development, $5. Stanonis, Box 63, Des Plaines IL 60017.

TRS-80 Level II, 16K. Star Trek game that runs in Level II, $5.95. Other games SASE. J. Joyce, 5925 Rockhill Rd., Kansas City MO 64110.

TRS-80, 16K memory kits. New (100% tested), $175. Larry C. Stanley, Rt. 5, Box 131 B, Circleville OH 43113. (614) 474-1741.

Imsai 8080 mainframe with front panel, Z-80 CPU, 8080 CPU, Merlin video monitor, TDL system monitor, Quantronics memory, George Risk keyboard, software. $1635 up and running. Virginia (804) 320-4439, evenings.

TRS-80 Single Step, edit, breakpoints, full display. 1.5K, 18 commands, easy add-on. Lev I or II, hi or lo mem. SASE for specs or $14 for tape and Z-80 list to Sam Solomon, 6317 Eliot, Long Beach CA 90803.

TRS-80 LIFE, Level I, 4K. Patterns on 114 × 44 grid; up to 999 generations; populations to 680 on 4K, 3752 on 16K; $6. Send SASE for details. D. MacAdam, 52 School St., Chatham MA 02633.

We had replacement panels made for our Altair 8800s. They're blue against a white background and really look nice! We'll sell the extras for $19 each. D.L. Tibbetts, 520 Schoolhouse Ln., Willow Grove PA 19090.

TRS-80 I or II: Data base manager, $20. Inventory, $20. Stock & bank acct., $15. Lunar, gunner, slot, crap, $13. Poi Pow, 96 Dothan St., Arlington MA 02174.

OTHELLO—The classic board game! Runs in 4K on any 8080/Z-80 micro, with VDM, etc. Plays a good game against one player, or referees for two. Now in Cuts, Tarbell and Paper Tape. Comes with a 20-page manual and tape for $12 postpaid from Dave Bell, 609 Craig, Campbell CA 95008.

North Star BASIC S/W. Universal File Organizer. Design custom file on line. Edit/add/modify/delete records. Search any/all fields. BASIC, 24K mem.—$25. R. L. Marx, 1077 Ticonderoga Dr., Sunnyvale CA 94087.

TRS-80 (Level II) or North Star education programs. "Spelling Bee" drills spelling grades 2-8. Math drills too. Send $5 and disk or cassette. Swap programs? F. Derfler, 1440 Aiea Hts. Dr., #25, Aiea HI 96701.

TRS-80 Programs: Starfleet Command—2 player war game, 11 ships each, 16K; $10. Star Trek—fast but not easy, 4K(L 1)-5K(L 2); $5. Specify Level 1 or 2. G. W. Scheil, #118-1638 Bushman Drive, Kansas City MO 64110.

PET owners—need more than's in the manual? PETABLE is an intro. to PET BASIC, graphics, etc. Includes programs, exercises and more. Send $4.95 to R. Mansfield, PO Box 461, Philipsburg PA 16866.

PET owners—join our club and get "Program," a monthly cassette. Articles, info., games, programs! Just load and go! $27 per year. R. Mansfield, PO Box 461, Philipsburg PA 16866.

SWTP two 4K memory boards, sockets, $90 ea. Blank MP-A processor board, $10. E. Skarjune, Detroit, (313) 386-6566.

For Sale: Imsai PCS-80/35 with TV monitor, dual mini-diskettes, 32K, Imdos (CP/M), BASIC-C, keyboard, VIO-C and spare port for printer. Almost new; will sell for $3000. T. Aho, 3965 Munkers SE, Salem OR 97301. (503) 581-9566.

APPLE II SSTV software. Display slow-scan TV pictures in hi-res graphics. Software demodulated—just connect rcvr audio to Apple—no hardware needed! Req. 16K. On cassette with test pictures, $18. Listing only, $12. C. H. Galfo, 602 Orange St., Charlottesville VA 22901.

APPLE II ham radio software—send & rcv in Morse, Baudot or ASCII. Variable size text buffer; 3-field screen display; stored messages & more features. Uses on-board (game) I/O. Req. 8K. On cassette, $18. C. H. Galfo, 602 Orange St., Charlottesville VA 22901.

Free Programs—TRS-80 Swap Club forming . . . Send me your favorite programs (on cassette). No Blackjack, Backgammon or programs from TRS-80 Manual please . . . I will send you a few of my favorites (on cassettes). Please enclose $1.00 to help cover my postage. Steve Coleman, 17 N. Main St., K-1, Washington Crossing PA 18977.

Must Sell!! SOL 20—24K RAM—Panasonic monitor, cassette—North Star controller with Shugart SA400 disk drive—music interface board—15K extended cassette BASIC—12K disk BASIC—game pack 1—everything works—less than 6 months old—$3400 value for $2995 J. Andrews, 6303 Kury, Houston TX 77008. (713) 869-3985 (eve.)

S-100 system for sale. 8080 with 48K of static RAM, 108-key keyboard, video display, Selectric, paper tape reader, Tarbell cassette system, EPROM programmer and eraser and over 100 programs. $3600. Jim Baumgardt, 6821 San Alto, Buena Park Ca 90620. (714) 826-7056.

For Sale: Apple II software-cassette: Author-Title Index program for books, records, tapes. Super-fast machine-lang. sort. 16K Blackjack, graphic, paddle input, sound, full L. V. rules, auto-play by computer: $10 each incl. doc. Both for $15. George W. Lee, 18803 S. Christina Ave., Cerritos CA 90701.

TRS-80 Software on tape. Games and more SASE for more info. Liberty Ridge, R.3, Box 44B, Rockport IN 47635.

RS-232 interface for Diablo printer w/CDC I/O as adv. in May KB. $250. H. Stone, 64 Morgan, Amherst MA 01002.

Wanted. North Star BASIC Compiler. Roger T. Scaggs, 2353 Claridge Circle, Plano TX 75075. (214) 596-1212.

Swap Altair 8800B w/front panel, 56K RAM, full-size floppy disk, 4.1 disk BASIC, DOS, 2SIO, Heath H9, ASR-33 Teletype (1 year old) complete & operational for best small plane offered. Send picture & offer to: SWAP, 571 Bayonne Ct., SE, Salem OR 97301.

Hungry PET? Casino Pac I contains Blackjack with full graphics including face cards, Craps and Slot Machine with spinning reels, falling coins & more. For 8K. Send $10 for cassette. Add $3 for plans for simple audio interface & Slot Machine with sound effects. J. Petrey, 3208 Navajo Way, Las Vegas NV 89108.

For Sale: COSMAC Elf II power supply, user manual, P. E. reprints & Elf Newsletters. $70. T. Hazelett, 2107 Capitol Dr., Parkersburg WV 26101.

Tutor programs in BASIC teach computer-developed winning Blackjack system. For details write: Roy Schoeller, PO Box 22472, San Diego CA 92122.

GTE Diablo terminal; letter quality printer/keyboard; RS232 interface. Grossman, 410 Albany Post Road, Croton NY 10520.

ADM-3 Lowercase parts kit with complete instructions, $39.00. Nancy G., 57 Manor Drive, Hudson OH 44236.

Original PET Software! A variety of action games with graphics and sound effects, useful math routines, interfaces (Teletype, parallel printers and telephone) and a program for creating, saving and playing back music. Send for a free catalog today. Peter Ruetz, 368 Albion Ave., Woodside CA 94062.

Heath H8; 16K boards factory checked. H9 terminal—2 cassette machines. Programming course—collection of computer books—will ship: $1500 firm. P. Morgan, PO Box 638, Gaffney, SC 29340. Bus. hrs. (803) 489-7272.

Heath H11 assembled, tested w/4K. Prepaid, insured in C.U.S. by UPS. $1425 certified check only. J. H. Cowden, 3903 Sierra Drive, Austin TX 78731.

Peripheral Vision S-100 floppy controller, Innovex full-size drive, power supply, FDOS; $600. G. Weber, 1801 N. Line St., Lansdale PA 19446. (215) 362-9031.

Software: Apple II programs from Astro-Graphics Software. 16-color Life game, $6.50; Hires drawing program (draws & saves any shape), 16 & 20K, $12; astrology calculation program (Ephemeris needed), $10; Number converter bases 2-16, $5; graphics package, $3; robots game, $7.50. Send for current list to: AstroGraphics Software, 140 Willow Ave #2, Fairfax CA 94930.

Contest!

If you've been following our "best article of the month" contest, you know that we'll be putting a year's worth of winners on a ballot, and the winner in that balloting will win $500.

The contest started with the October 1977 issue; the winner for August 1978 has been chosen already, which means we have one month to go. September's winner and the ballot will appear in the next issue.

So—dust off your back issues and get ready to make one of our authors $500 richer.

By the way, the winner for August is Donald L. Fitchhorn, author of "DOCUFORM," by a landslide.

The winner in our drawing of all votes submitted is John S. Turner of Monroe MI. He wins a book from the KB Book Nook.

Congratulations, Don and John, and thanks to all our readers who have responded so enthusiastically with their votes.

COMPUTER CANOPY DUST COVERS

- Attractive, heavy upholstery vinyl
- Ideal for the home or office
- Protects against dust, dirt, spills
- Choice of textured Walnut or Tan

Cover for APPLE II $14.95

Covers for PET. ADM-3, H-9 $19.95

POSTPAID IN U.S.A. Add $1 for C.O.D.
Delivery: Stock to 3 Weeks

VISA M/C, M/O
Allow 3 weeks for checks.
TX residents add 5% tax

Digital Dynamics, Inc.
Dept. K
Post Office Box 27243
San Antonio, TX 78227

D37

FREE! from Computer Corner of N.J.

one SUP 'R' MOD II and one Cassette Recorder

WITH EACH PURCHASE OF AN

Apple II 16-K micro-mini computer

at $1195.

during Nov. & Dec. 1978

ONLY A **TURKEY** WOULD PASS UP THIS DEAL.

Computer Corner
of New Jersey
240 Wanaque Avenue
Pompton Lakes, N.J.
07442
(201) 835-7080

MICROPOLIS SOFTWARE (MOD II)

Data Management System

- **Versatile** - maintains any type file (Name and Address, Inventory, A/P, A/R, Payroll, Etc.)
- **Easy to use** - Complete documentation
- **Powerfull** report generator - selectable fields with totals and sub-totals.
- **Only $49.50** (Includes diskette)

Sort Merge System

- **Disk Sort** - file size not limited by amount of memory.
- **Up** to 10 Sort keys
- **Only $39.50** (Includes diskette)

C98 Creative Computer Applications
2218 Glen Canyon Rd.
Altadena, CA 91001

wirewrap

Incredible! but True

Precut wire is Cheaper than cutting your own!

Fast • Reliable • Economical

No more cutting & stripping by hand
Good, clean, uniform strip
Cheaper than using bulk wire

WIRE KITS

#1	$6.95		#2	$19.95	
250	3"	100 4½"	250	2½"	250 5"
250	3½"	100 5"	500	3"	100 5½"
100	4"	100 6"	500	3½"	250 6"
			500	4"	100 6½"
Choose One Color or Assortment			250	4½"	100 7"
			1-250 ft. Roll		

$34.95
HOBBY WRAP
Model BW 630
with **FREE** WIRE KIT#1 ($6.95 Value)

It's *Like* getting it for ***$28.00***

Batteries & Charger $11.00

We also have:
PRECUT WIRE BY SIZE
WIRE WRAP SOCKETS
WIRE WRAP TOOLS
INTERCONNECT CABLES
PROTOTYPING BOARDS
SOLDERLESS BREADBOARDS
AND MORE!

Catalog available on request.

Ordering Information:
- Orders under $25 and COD's add $2
- All others, shipped Ppd in U.S. via UPS
- For Blue Label (Air) or 1st Class, add $1
- We accept Visa & Mastercharge

Dealer Inquiries Invited

PAGE DIGITAL ELECTRONICS P36

135 E. Chestnut St. #5 Monrovia, CA 91016 (213) 357-5005

Same day shipment. First line parts only. Factory tested. Guaranteed money back. Quality IC's and other components at factory prices.

P.O. Box 4430M Santa Clara, CA 95054
For will call only: (408) 988-1640
2322 Walsh Ave.

Quest ELECTRONICS Q3

INTEGRATED CIRCUITS

7400TTL		74LS28N	.41	LM340T-15	1.10				
7400N	.17	74LS30N	.25	LM340T-18	1.10	**CMOS**			
7402N	.17	74LS33N	.39	LM340T-24	1.10	CD34001	.50		
7404N	.19	74LS38N	.30	LM343H	4.50	CD4000	.16		
7409N	.23	74LS74N	.35	LM370	1.15	CD4001	.21		
7410N	.17	74LS75N	.47	LM377	4.50	CD4002	.21		
7414N	.63	74LS90N	.51	LM379	5.00	CD4006	1.10		
7420N	.17	74LS93N	.51	LM380N	1.00	CD4007	.21		
7422N	1.39	74LS95N	1.89	LM381	1.60	CD4008	.21		
7430N	.20	74LS107N	.35	LM382	1.60	CD4009	.39		
7442N	.50	74LS112N	.35	LM703H	.40	CD4010	.39		
7445N	.69	74LS113N	.35	LM709H	.28	CD4011	.21		
7447N	.60	74LS132N	.72	LM723H/N	.50	CD4012	.21		
7448N	.69	74LS136N	.35	LM733N	.67	CD4013	.36		
7450N	.17	74LS151N	.67	LM741CH	.35	CD4014	.86		
7474N	.29	74LS155N	.67	LM741N	.25	CD4015	.86		
7475N	.49	74LS157N	.67	LM747H/N	.62	CD4016	.36		
7485N	.88	74LS158N	.91	LM748N	.35	CD4017	.94		
7489N	2.00	74LS163N	.91	LM1303N	.82	CD4018	.94		
7490N	.43	74LS174N	.95	LM1304	1.10	CD4019	.21		
7492N	.43	74LS190N	1.06	LM1305	1.27	CD4020	1.02		
7493N	.43	74LS221N	1.95	LM1307	2.00	CD4021	1.02		
7495N	.69	74LS258N	.67	LM1310	2.75	CD4022	.86		
74100N	.90	74LS367N	.89	LM1458	.47	CD4023	.21		
74107N	.29			LM1800	1.75	CD4024	.75		
74121N	.34	**LINEAR**		LM1812	7.50	CD4025	.21		
74123N	.59	CA3045	.90	LM1889	3.00	CD4026	1.51		
74125N	.39	CA3046	.67	LM2111	1.75	CD4027	.36		
74145N	.69	CA3081	1.80	LM2900N	.60	CD4028	.79		
74150N	.95	CA3082	1.90	LM2901	1.75	CD4029	1.02		
74151N	.69	CA3089	2.95	LM3909N	.61	CD4030	.21		
74154N	1.00	LM301AN/AH	.35	MC1458V	.50	CD4035	1.02		
74157N	.69	LM308N	.87	NE540L	2.89	CD4040	1.02		
74161N	.87	LM307N	.35	NE550N	.65	CD4042	.71		
74162N	.87	LM308N	.89	NE555V	.43	CD4043	.63		
74163N	.87	LM309H	1.15	NE556A	.79	CD4044	.63		
74174N	.96	LM309K	.95	NE565A	1.00	CD4046	1.67		
74175N	.90	LM311H/N	.90	NE566V	1.50	CD4049	.36		
74190N	1.15	LM311T/K	2.92	NE567V	1.20	CD4050	.36		
74192N	.87	LM318	1.35	NE5708	5.00	CD4051	1.13		
74193N	.85	LM320K-5	1.20	NE5718	5.00	CD4060	1.42		
74221N	1.55	LM320K-5	6.95	78L05	.60	CD4066	.71		
74298N	1.65	LM320K-12	1.35	78L08	.60	CD4068	.40		
74365N	.66	LM320K-15	1.35	79L05	.70	CD4069	.40		
74366N	.66	LM320T-5	1.60	78M05	.85	CD4070	.40		
74367N	.66	LM320T-8	1.60	7510B	1.75	CD4071	.21		
		LM320T-12	1.50	75491CN	.50	CD4072	.21		
74LS00 TTL		LM320T-15	1.50	75492CN	.50	CD4073	.21		
74LS00N	.25	LM324N	1.15	75494CN	.89	CD4075	.21		
74LS02N	.25	LM339N	1.55	**A to D CONVERTER**		CD4076	1.75		
74LS04N	.25	LM340K-5	1.10	8038	4.50	CD4078	.40		
74LS05N	.25	LM340K-8	1.10	8700CJ	13.95	CD4081	.21		
74LS08N	.25	LM340K-12	1.10	8701CN	22.00	CD4082	.21		
74LS10N	.25	LM340K-15	1.10	8750CJ	13.95	CD4116	.47		
74LS13N	.40	LM340K-24	1.10	LD130	9.95	CD4490	5.50		
74LS14N	.90	LM340T-5	1.10	9400CJ/F	7.40	CD4507	1.00		
74LS20N	.25	LM340T-8	1.10	ICL7103	9.50	CD4508	4.25		
74LS22N	.25	LM340T-12	1.10	ICL7107	14.25	CD4510	1.02		

		2114	8.50
		MK4116	24.95
		25138	6.30
		21L02-1	1.49
		MM5262	.40
		MM5280	3.00
		MM5320	9.95
		MM5330	5.94
		PD411D-3	4.00
		PD411D-4	5.00
		P5101L	13.95
		4200A	12.95
		82S25	2.90
		91L02A	1.75
		HD0165-5	6.95
		MM57100	4.50
		GIAY38500-1	9.95
		MCM6571A	9.95
		9368	3.50
		6502	18.50
		UART/FIFO	
		AY5-1013	5.50
		AY5-1014	7.50
		3341	6.95
		PROM	
		1702A	3.95
		N82S23	2.95
		N82S123	3.50
		N82S126	3.75
		N82S129	3.75
		N82S131	3.75
		N82S13/6	8.75
		N82S137	8.75
		2708	12.50
		DM8577	2.90
		8223	2.90
		2716T1	22.50
		CONNECTORS	
		44 pin edge	2.00
		100 pin edge	4.50
		100 pin edge WW	5.25
		CRYSTALS	
		1 MHz	4.50
		2 MHz	4.50
		4 MHz	4.25
		5 MHz	4.25
		10 MHz	4.25
		18 MHz	3.90
		20 MHz	3.90
		32 MHz	3.90
		32768 Hz	4.00
		1.8432 MHz	4.50
		3.5795 MHz	1.20
		2.0100 MHz	1.95
		2.097152 MHz	4.50
		2.4576 MHz	4.50
		3.2768 MHz	4.50
		5.0688 MHz	4.50
		5.185 MHz	4.50
		5.7143 MHz	4.50
		6.5536 MHz	4.50
		14.31818 MHz	4.25
		18.432 MHz	4.50
		22.1184 MHz	4.50

MOS/MEMORY			
RAM			
2101-1	3.95		
2102-1	1.28		
2102AL-4	1.60		
2102HL	1.10		
2104A-4	4.95		
2107B	4.95		
2111-1	4.95		
2112-2	3.95		

Solder Tin Low Profile

PIN	1 UP	PIN	1UP
8	.15	22	.30
14	.18	24	.35
16	.20	28	.42
18	.27	36	.58
20	.29	40	.57

3 level wire wrap gold
14 pin .25 16 pin .27
2 level 14 pin ww .20

MICROPROCESSOR

6800	19.50
8080A with data	8.95
Z80	29.95
8212	2.90
8214	8.00
8216	2.90
8224	2.90
8228	5.35

CLOCK MODULES Complete alarm clocks ready to hook up with transformer and switches. Very compact with .50" and .84" digits.

MA1002A, C or E .50"	**8.95**
102P3 Transformer	**2.25**
MA1010A, C or E .84"	**11.95**
102P2 Transformer	**2.25**

Special transformer and six switches when purchased w/module 2.95

MA1003 car module .3" green fluor. display 15.95

RESISTORS ¼ watt 5%
10 per type .03 1000 per type .012
25 per type .025 350 piece pack
100 per type .015 5 per type 6.75

KEYBOARDS
Hex keyboard $10.95. Fully encoded w/ PC board, parts and instructs. $24.95
53 key ASCII keyboard kit 55.00
Fully assembled 65.00 Enclosure 14.95

LEDS

Red T018		.15	
Green, Orange, Yellow T018		.20	
Jumbo Red		.20	
Green, Orange, Yellow Jumbo		.25	
Cliplite LED Mounting Clips 8/$1.25 (specify red, amber, green, yellow, clear)			
CONTINENTAL SPECIALTIES in stock Complete line of breadboard test equip.			
MAX-100 8 digit Freq. Ctr. $128.95			
QK WIRE WRAP TOOLS in stock			
Portable Multimeter $18.00			
DIGITAL THERMOMETER $48.50 Batt. oper. General purpose or medical 32°–230°F. Disposable probe cover = 2¢ accuracy. Comp. assy. in compact case.			

COMPUTER BOARD KITS

8K RAM Board Kit	$134.95
4K EPROM Kit	114.95
I/O Board Kit	44.50
Extender Board w/connector	12.50
Video Interface board kit	125.00
16K EPROM board kit w/o PROMS	74.50
16K Static RAM board kit	395.00
North Star Floppy Disk Kit	$665.00
Additional Drive Kit	415.00

SPECIAL PRODUCTS

MM5865 Stopwatch Timer	9.00
PC board	7.50
Switches Mom. Pushbutton	.27
3 pos. slide	.25
Encoder HD0165-5	6.95
3 Digit Universal Counter Board Kit	
Operates 5–18 Volt DC to 5 MHz typ. .125" LED display	**10.50**
Voice actuated switch	.50

Paratronics 100A Logic Analyzer Kit $199.00
Model 10 Trigger Expander Kit $229.00
Model 150 Bus Grabber Kit $369.00

TRANSFORMERS

6V 300 ma	3.25
12 Volt 300 ma transformer	1.25
12.6V CT 600 ma	3.75
12V 250 ma wall plug	2.95
12V CT 250 ma wall plug	3.50
24V CT 400 ma	3.95
10V 1.2 amp wall plug	4.85
18V 6 amp	12.95

DISPLAY LEDS

MAN1	CA	.270	2.90
MAN3	CC	.125	.39
MAN72/74	CA/CA	.300	1.00
DL704	CC	.300	1.25
DL707/DL707R	CA	.300	1.00
DL727/728	CA/CC	.500	1.90
DL747/750	CA/CC	.600	1.95
DL750	CC	.600	1.95
FND359	CC	.357	.70
FND500/507	CC/CA	.500	1.35
FND503/510	CC/CA	.500	.90
FND800/807	CC/CA	.800	2.20

3 digit Bubble .60
4 digit bubble .80
DG8 Fluorescent 1.75
DG10 Fluorescent 1.75
5 digit 14 pin display 1.00
NSN69 9 digit display .60
7520 Clairex photocells .39
TIL311 Hex 9.50

IC Test Clips

	1	10
Red	.55	47
Black	.55	47
Keyer 8043 comp. w/spec./sock		14.50

Sinclair 3½ Digit Multimeter
Batt./AC oper. 1mV and .1NA resolution. Resistance to 20 meg. 1% accuracy. Small, portable, completely assem. in case. 1 yr. guarantee. Best value ever! **$59.95**

Not a Cheap Clock Kit $14.95
Includes everything except case. 2-PC boards. 6-.50" LED Displays. 5314 clock chip, transformer, all components and full instrucs. Green and orange displays also avail. **Same kit w/.80" displays. $21.95**

Digital Temperature Meter Kit
Indoor and outdoor. Switches back and forth. Beautiful. 50" LED readouts. Nothing like it available. Needs no additional parts for complete, full operation. Will measure −100° to +200°F, tenths of a degree,air or liquid. Very accurate. **$39.95**
Beautiful hardwood case w/bezel **$11.75**

NiCad Batt. Fixer/Charger Kit
Opens shorted cells that won't hold a charge and then charges them up, all in one kit w/full parts & instruc. **$7.25**

RCA Cosmac VIP Kit 275.00
Video computer with games and graphics.

'78 IC Update Master Manual
1978 IC Update Master Manual **$30.00**
Complete IC data selector 2175 pg. Master reference guide. Over 42,000 cross references. Free update service through 1978. Domestic postage $3.50. Foreign $6.00. Final 1977 Master closeout **$15.00**

New Cosmac Super "ELF"
RCA CMOS expandable to 64K microcomputer w/HEX keypad input and video output for graphics. Just turn on and start loading your program using the resident **monitor on ROM.** Pushbutton selection of all four CPU modes. LED indicators of current CPU mode and four CPU states. Single step op. for program debug. Built in pwr. supply, 256 Bytes of RAM, audio amp. & spkr. 100 pg. detailed assy. man. incl. new exten. software section. PC board solder masked & all parts fully socketed. Comp. Kit **$106.95**. High address display option **8.95**; Low address display option **9.95**; Custom hardwood cab.; drilled front panel **19.75**; Nicad Battery Backup Kit w/all parts **4.95**; Fully wired & tested in cabinet **151.70**; Questdata 1802 software club. 10–12 pg. monthly publication **12.00** per yr.

4K Elf Expansion Board Kit with Cassette I/F $79.95
Available on board options: 1K super ROM monitor **$19.95** Parallel I/O port **$7.95** RS232 I/F **$3.50** TTY 20 ma I/F **$1.95** S-100 Memory I/F **$4.50**

Tiny Basic for ANY 1802 System
Cassette **$10.00.** On ROM Monitor **$38.00.** Super Elf owners, 30% off. Object code listing or paper tape with manual **$5.50.**

Original ELF Kit Board $14.95

Video Modulator Kit $8.95
Convert your TV set into a high quality monitor without affecting normal usage. Complete kit with full instructions.

60 Hz Crystal Time Base Kit $4.40 Converts digital clocks from AC line frequency to crystal time base. Outstanding accuracy. Kit includes: PC board, MM5369, crystal, resistors, capacitors and trimmer.

Clock Calendar Kit $23.95
CT7015 direct drive chip displays date and time on .6" LEDS with AM-PM indicator. Alarm/doze feature includes buzzer. Complete with all parts, power supply and instructions, less case.

2.5 MHz Frequency Counter Kit Complete kit less case **$37.50**

30 MHz Frequency Counter Kit Complete kit less case **$47.75**
Prescaler Kit to 350 MHz **$19.95**

PROM Eraser
Ultraviolet, assembled **$49.95**

Stopwatch Kit $26.95
Full six digit battery operated. 2–5 volts. 3.2768 MHz crystal accuracy. Times to 59 min., 59 sec., 99 1/100 sec. Times std., split and Taylor. 7205 chip, all components minus case. Full instruc.

Auto Clock Kit $15.95
DC clock with 4-.50" displays. Uses National MA-1012 module with alarm option. Includes light dimmer, crystal timebase PC boards. Fully regulated, comp. instructs. Add $3.95 for beautiful dark gray case. Best value anywhere.

TERMS: $5.00 min. order U.S. Funds. Calif residents add 6% tax. BankAmericard and Master Charge accepted. Shipping charges will be added on charge cards.

FREE: Send for your copy of our NEW 1978 QUEST CATALOG. Include 28¢ stamp.

"Hey, Bill! You want to give me a hand? We've got another necktie caught in the disk drive."

electronic calculators

LIST	HAM NET	TEXAS INSTRUMENTS ELECTRONIC CALCULATORS
$299.95	$269.95	T.I.-59, 960 STEP PROGRAMMABLE SCIENTIFIC
124.95	112.45	T.I.-58, 480 STEP PROGRAMMABLE SCIENTIFIC
59.95	53.95	T.I.-57, 150 STEP PROGRAMMABLE SCIENTIFIC
49.95	44.95	T.I.-55, 32 STEP PROGRAMMABLE SCIENTIFIC
59.95	53.95	T.I. PROGRAMMER, CONVERTS DECIMAL/OCTAL/HEX
69.95	62.95	T.I. MBA, SUPER PROGRAMMED FINANCIAL
LIST	**HAM NET**	**HEWLETT-PACKARD ELECTRONIC CALCULATORS**
$750.00	$675.00	H.P.-97, 224 STEP PROG SCIENTIFIC PRINT/VISUAL
450.00	405.00	H.P.-67, 224 STEP PROG SCIENTIFIC
275.00	247.50	H.P.-19C, 98 STEP PROG SCIENTIFIC PRINT/VISUAL
175.00	157.50	H.P.-29C, 98 STEP PROG SCIENTIFIC
175.00	157.50	H.P.-10 BASIC HAND HELD PRINTER/VISUAL
325.00	292.50	H.P.-91, PREPROGRAMMED SCIENTIFIC PRINT/VISUAL
100.00	90.00	H.P.-33E, 49 STEP PROG SCIENTIFIC
80.00	72.00	H.P.-32E, PREPROGRAMMED SCIENTIFIC WITH STAT
60.00	54.00	H.P.-31E, PREPROGRAMMED SCIENTIFIC
495.00	445.50	H.P.-92, PREPROGRAMMED FINANCIAL PRINT/VISUAL
120.00	108.00	H.P.-38E STEP PROGRAMMABLE SUPER FINANCIAL
75.00	67.50	H.P.-37E, PREPROGRAMMED FINANCIAL

WE STOCK ALL HEWLETT-PACKARD CALCULATOR SOFWARE AND ACCESSORIES

SEND ME THE CALCULATOR(S) INDICATED BELOW, COMPLETE WITH INCLUDED ACCESSORIES, INSTRUCTIONS, AND MANUFACTURERS WARRANTY. I UNDERSTAND THAT IF I AM NOT COMPLETELY SATISFIED, I MAY RETURN IT WITHIN 10 DAYS FOR A COMPLETE REFUND (LESS SHIPPING).

MODEL(S)_____QUANTITY _____AMOUNT ENCLOSED $ _____

WE HONOR _____VISA _____MASTERCHARGE _____MONEY ORDERS _____COD

ADD $2.00 FOR POSTAGE AND HANDLING. PLEASE ALLOW 10 DAYS FROM DATE OF RECEIPT OF ORDER FOR DELIVERY. TEXAS RESIDENTS ADD 5% SALES TAX.

CARD NUMBER _____EXPIRATION DATE _____

FULL NAME _____CALL _____

STREET _____CITY_____STATE_____ZIP_____

MORE LITERATURE MODEL(S) _____

**********DEALER INQUIRIES INVITED**********

Hartwells Office World, Inc. H26

MAIL TO: 6810 LARKWOOD
HOUSTON, TEX 77074
ATTN: STEVE, WA5OEN
PHONE: A.C. (713) 777-2673

8K KIM EXPANSION SPECIAL

TWO 4K RAM KITS
KIM INTERFACE KIT
COMPLETE 8 SLOT MOTHERBOARD SET
WITH CABLE

$ 219.00

$245.00 If purchased separately

YOUR TICKET TO LOW COST SYSTEM EXPANSION

Wasatch
SEMICONDUCTOR PRODUCTS W13

25 SOUTH 300 EAST · SUITE 215 · SALT LAKE CITY, UTAH 84111 · 714/752-1374

PET 2001 • PET 2001 • PET 2001 • PET 2001 • PET 2001 • PET 2001 • PET 2001 •

PET™ DOCUMENTATION NOW!

TIS

WORKBOOKS FOR THE COMMODORE PET 2001

Getting Started with Your PET WB-1 $4.00
Covers the fundamentals of PET BASIC: calculator and program mode, data input and output, data representation, program storage on the cassette.

PET String and Array Handling WB-2 $3.95
Covers string and substring search, concatenation, replacement and manipulation.

PET Graphics WB-3 $4.95
Covers use of cursor control and special graphics symbols to draw plots, histograms, and sketches.

PET Cassette I/O WB-4 $4.95
Covers OPEN, CLOSE, string and numeric data files.

Miscellaneous PET Features WB-5 $3.95
Covers the clock, random number generator, upper and lowercase alphabetic characters, saving memory space, etc.

Add $1.50 for shipping and handling.

T41 **TIS**
P.O. Box 921
Los Alamos, NM 87544

Money back guarantee

Pet is a trade mark of Commodore Business Machines

• PET 2001 • PET 2001 • PET 2001 • PET 2001 • PET 2001 • PET 2001 • PET 2001

APPLE-II USERS

Good news! Now you can save money buying 16K of memory for $160.00 or 32K of memory for $300.00!!! Unbelievable!!! We have Motorola Prime Dynamic RAMs which are 250nS, rather than the usual 450nS. For conversion follow instructions in your Apple II-Manual. We also include 3 programmable DIP Shunts with each order for your convenience.

786-A 16K Dynamic RAMS $119.95

786-A2 32K Dynamic RAM $300.00

DELTRONIKS D28
P. O. Box 29363
Atlanta, Ga. 30359
(404) 458-4690

master charge

VISA

PET(TM) SOFTWARE

PARENTS AND TEACHERS let your PET do the instructing on any subject.

Wives can use the PET(no programming knowledge necessary), to instruct the children. You can study these programs while learning data files.

COMPUTER TUTOR

CASSETTE CONTAINS:

(1) All-Purpose TUTOR program

(2) Auto-Prompting Entry Data program

(3) sample quiz on Data Tape

Documenation, Worksheet, Listing

Menu selection of up to four subject display pages and 26 multiple choice questions. All in upper and lower case. Requires 8K PET

COMPUTER TUTOR 2 programs & data file on cassettee **9.95** postpaid

COMPUTER TUTOR & T.I.S. PET CASSETTE workbook ---$ 13.95

COMPUTER TUTOR
317 Elm St.
Helena, Ark.
72342

PET is a trademark of commodore int'l
COMPUTER TUTOR is a product of BELL-COMM

U Asked 4 It Computer Software

Now Featuring:

APPLE II PROGRAM CASSETTES

Intelligent Game Series #1 offers many hours of challenging competition against any APPLE II. Available in bargain packages:

1) **BATTLESHIP*/3D TIC TAC TOE**
2) **CONCENTRATION*/HANGMAN**
3) **CASINO ROYALE (1-Arm Bandit, Backjack, Crap Game & Roulette)** * Denotes APPLESOFT II Required

All programs feature APPLE II low and high resolution color graphics with convenient, personal interaction. Each package costs $12 or $8 per program, instructions included, to be paid in advance. Individual listings can be obtained for an additional charge of $3.00 per program. Send for free, full descriptions on all available software. Write to:

U7

U ASKED 4 IT COMPUTER SOFTWARE
P.O. BOX 13331, BALTIMORE MD 21203

"OLD RELIABLE"



BASIC FLOPPY DISK SYSTEM

- RANDOM ACCESS FILES
- ANY NUMBER OF FILES MAY BE OPEN (IN USE) AT ONE TIME
- THE NUMBER OF FILES AND SIZE OF FILES IS LIMITED ONLY BY THE SIZE OF THE DISK
- MERGING FILES REQUIRES NO EXTRA DISK SPACE
- NO WAITING FOR THE DISK TO RE-PACK
- LONGER DISK LIFE—MORE EVEN DISK WEAR

We delivered our first mini-floppy disk system a year and a half ago — 6 months ahead of any other 6800 based mini system. Since that time, it has earned the reputation of being the most reliable mini-disk system available.

This system comes completely assembled with a disk controller that is plug compatible with the SWTPC 6800. In fact all our products use the 6800 standard SS-50 (Smoke Signal 50) bus used by SWTPC. The cabinet and power supply are capable of handling up to 3 Shugart Mini-Floppy Drives. One drive is included in the price of the BFD-68 and others may be added easily at any time. Or you may save money by ordering the dual-drive BFD-68-2 or triple drive BFD-68-3 (pictured). Price: BFD-68 $795, BFD-68-2 $1139, BFD-68-3 $1479, SA-400 Drive $355.

A bootstrap PROM is included on the controller board to initiate the Disk Operating System. Thus, you can be up and running from a cold start in just a few seconds.

SUPER SOFTWARE

The BFD-68 includes our new expanded disk operating system and disk file handling BASIC interpreter. In addition, the BFD-68 is supported by the most complete microcomputer software available today. This includes an excellent editor and text processor, several assemblers and a BASIC compiler.

Send for FREE NEW Computer Products Catalog

SMOKE SIGNAL BROADCASTING S46

6304 Yucca/Hollywood, CA 90028/(213) 462-5652

THIS ONE WILL FIT!



STACKBD®

New STACKBD® & Z-Bus® concepts with powerful, fast Z80 CPU with RT Clock provide flexibility, compactness, reliability. Inexpensive 32,000 byte dynamic RAM Boards allow over 2 million bytes on line. PIO boards provide 64 I/O lines each. ROM boards; Interfaces for CRT, Cassette, Plasma Display, A/D, RS-232C, TTY, Keyboard, Printer. Assembled system prices, $299.00 up.

DNA D38

ECONOMICAL CUSTOM ELECTRONIC HARDWARE & SOFTWARE

Write for details:
DNA 30147 Via Borica
Palos Verdes, CA 90274
(213) 541-2220

TRS-80

SOFTWARE!

canned software

YES! QUALITY SOFTWARE FOR THE TRS-80 IS NOW WRITTEN & AVAILABLE. BCC IS PLEASED TO BE ABLE TO PRESENT SOME VERY FINE SOFTWARE NOW WITH EVEN MORE AVAILABLE IN THE VERY NEAR FUTURE. ALSO WE DEVELOP CUSTOM DESIGNED SOFTWARE FOR YOUR EVERY NEED. WRITE US FOR A FREE PRICE QUOTE.

WHEN YOU THINK SOFTWARE THINK BCC!

☐ **EXPENSE REPORTING SYSTEM**—$22.95 Level II
Requires 16K of RAM. Keeps track of up to 50 Expense Categories for a full year. Gives monthly, quarterly, and annual totals of expenses. For the small business or home use.

☐ **BACKGAMMON**—$19.95 Levels I & II
Requires 16K of RAM. PLAY AGAINST THE COMPUTER *and lose.* The computer plays a pretty good game!

☐ **SPACE TREK-80**—$9.95 Levels I & II
Requires 16K of RAM. Play a strange game of blowing-up stars to find starbases. Watch out for those antimatter mines. Tune-in on your AM radio for strange sound effects.

☐ **ASTRONOMY SIGHT REDUCTION**—$24.95 Levels I & II
Requires 8K of RAM. For Astronomers. Convert Right Ascension and Declination of celestial objects to Azimuth (compass dir.) & altitude (degrees). Creates a 24 hour table in siderial and standard times.

ORDER NOW! All programs come on quality cassettes. Programs are available on diskette for an additional charge of $7.00 per order. *NYS residents add 7%.*

Check boxes of items being ordered:
# of items ordered_____ Total amount enclosed_____(All items must be prepaid.)

Bourrut Consulting Corporation

B35 **21 friendly rd.**
smithtown ny 11787

Dept. TRS - 80

ATTENTION COMMODORE PET OWNERS*

HUH ELECTRONICS S-100 MPA

(MEMORY + PERIPHERALS ADAPTER)

(FORMERLY THE PET'S 100)

AN S-100 BUS ADAPTER FOR THE COMMODORE PET*

- PLUGS INTO ANY S-100 BUS MAINFRAME
- CONNECTS TO PET VIA RIBBON CABLE (PROVIDED)
- FULL S-100 BUS EMULATION
- USE DMA DEVICES LIKE CROMEMCO DAZZLER™
- EXPAND THE PET'S MEMORY & I/O
- MEETS PROPOSED IEEE S-100 BUS SPECS
- EASY TO ASSEMBLE—SOLDER MASK, LEGEND & SOCKETS
- $199.95 KIT, $279.95 ASSM. & TESTED + 5.00 SHIPPING.



The S-100 MPA was the *FIRST* and is still the *BEST* S-100 Bus Adapter on the market. This well thought out board actually meets the proposed IEEE specifications for the S-100 Bus which insures compatability for the widest range of S-100 Bus peripherals. Now you can easily expand your PET's memory and I/O capabilities.

THE S-100 MPA CAN ALSO BE A STAND ALONE 6502 CPU BOARD FOR THE S-100 BUS

With the addition of a 6502 chip and a few other components, the S-100 MPA becomes a stand-alone CPU board for the S-100 Bus—the only one to offer such complete compatability. Just order the Stand-Alone Option Kit for an additional $49.95.

OTHER HUH ELECTRONICS ACCESSORIES FOR YOUR COMMODORE PET*

The BEEPER— Automatically beeps when cassette LOADS and SAVES are completed. Also can beep under program control. Just $24.95 + 2.00 shipping. Fully assembled and tested.

The PETUNIA— Music Board that is actually an 8-bit DAC. Our software makes it play up to four notes at once. Software included. External amp and speaker required. Just $29.95 + 2.00 shipping and handling. Fully assembled and tested.

The VIDEO-BUFFER— Allows use of a standard monitor or TV with the PET. Great for classroom or remote viewing. Designed so that M&R Enterprises SUP'R'MOD II plugs right on allowing use of Standard TV's. Just $29.95 + 2.00 shipping and handling. With SUP'R'MOD II for standard TV's—$59.95 + 2.00 shipping and handling. Assembled and tested.

The COMBO— A Petunia *and* a Video Buffer all on *one* board. You save $10.00!! $49.95 + 2.00 shipping and handling—with SUP'R'MOD II—$79.95 + 2.00 shipping and handling.

ALL HUH ELECTRONICS PRODUCTS ARE AVAILABLE FROM STOCK FROM LEADING COMPUTER STORES OR FACTORY DIRECT. CALL OR WRITE FOR MORE INFORMATION.

HUH ELECTRONICS H29

1429 MAPLE STREET
SAN MATEO, CA 94402
(415) 573-7359

COMING SOON: TRS-80 to S-100 Bus Adapter!!! See us at the 3rd. West Coast Computer Faire, LA —Booth #311
DEALER INQUIRIES INVITED

*PET IS A TRADEMARK OF COMMODORE BUSINESS MACHINES

Reduce programming costs

DATA1-K RESIDENT ASSEMBLER/EDITOR FOR THE MOS TECHNOLOGY 6502



ALSO AVAILABLE IN CASSETTE

The DATA1-K resident assembler/editor is the new, efficient approach to the assembly of microcomputer programs. All assembler editor functions are performed entirely within memory. In most cases there is no need for a special computer system! Program with the DATA1-K on the system which will ultimately make use of the object code. This not only lowers the initial cost of a development system but greatly decreases the amount of time spent on program debugging.

The DATA1-K assembles fast—over 600 lines per minute—and uses the standard MOS Technology Assembler Language. The DATA1-K features a truly general purpose line oriented text editor with error correction and paged output capability. The DATA1-K is currently in use by: General Electric, Western Electric, Eaton, Monitor Systems, the University of Cincinnati, and many others.

It is presently available on KIM-1 format paper tape or cassette and it includes one year warranty and update.

Price: $250.00

Available from Johnson Computer, P.O. Box 523, Medina, OH 44256. Phone: (216) 725-4560. Terms: Payment with order/add $2.00 shipping and handling/add $10.00 for cassette version. Delivery: stock to 30 days.

JOHNSON COMPUTER P. O. BOX 523 MEDINA, OHIO 44256 J4

A price that's hard to beat.

Because of new technology and high-volume company sales, Central Data Corporation has reduced the price of its 16K RAM board by $40 and its 32K RAM board by $50. Plus, we now offer full 48K and 64K RAM boards. Our 16K, 32K, and 48K boards are expandable to 64K in 16K increments.

- **16K RAM—$249**
- **32K RAM—$425**
- **48K RAM—$599**
- **64K RAM—$775**
- **Memory Expansion Package (16K)—$185**

As always, our boards come complete—fully assembled, burned-in, and ready to use.



Central Data Corporation's RAM Board

A product that's better than ever.

We've also made improvements to our board's design at no extra cost to you.

- **Deselectable in 2K increments.** Our deselect feature enables you to switch off any 2K to avoid overlap with your existing memory.
- **Fully socketed memory.** This feature enables you to expand the memory board yourself.
- **Plug selectable addressing.** Now you can re-address without soldering.

Standard Features

- Power-saving dynamic board with on-board invisible refresh
- One-year guarantee on parts and labor
- S-100 and Z-80 compatible

For specifications and other information, or to place an order, contact:

Central Data Corporation
P.O. Box 2484, Station A
Champaign, IL 61820
Ph. (217) 359-8010

C91

CATCH THE S-100 BUS



	LIST PRICE	SPECIAL CASH PRICE
North Star Horizon 1 Kit	1599.00	1339.00
North Star MDSA Kit With Power Supply, Cabinet and Three Extra Diskettes	790.50	659.95
Verbatim diskettes (5¼")	4.50	3.80
Solid State Music VB1B Kit	149.95	124.95
Imsai 8080 Kit	699.00	569.95
Dynabyte 250 ns 16K Static Memory Board Factory Assembled and Tested	555.00	440.00
International Microcomputer Corp. Capacative Keyboard Assembled and Tested w/enclosure	169.00	144.00
North Star MDSA Kit	699.00	589.95

TDL Software on Cassette or Paper Tape 20% Off List

Check Our Prices On:
Cromemco, Vector Graphic, Mullen, Digital Systems, Centronics, Sanyo, Hazeltine, Computalker, IMSAI, ECT, IMC, North Star, Trace
Plus Most Other Major Lines.

Subject to Available Quantities. Prices Quoted Include Cash Discounts. Shipping and Insurance Extra.

Bus...S-100, inc.
Address...7 White Place
Clark, N.J. 07066
Interface...201-382-1318

S60

THE COMPUTER CORNER C28

White Plains Mall, Upper Level
200 Hamilton Ave.
White Plains NY 10601
Phone: (914) WH9-DATA

Near Bronx River Parkway & Cross Westchester Expressway. Plenty of parking.

"The S100 Bus stops at White Plains" with one of the largest collections of boards compatible with the Altair Bus (also IMSAI) in the greater NY area.

You've read about the Sol-20, now come up and see it. We carry Processor Tech, Polymorphic, IMSAI, North Star, TDL, Blast Master and Pickles and Trout.

GOOD PRICE AND SERVICE
10-6 Mon.-Sat.
Thurs. till 9

C-28

THE COMPUTER CORNER

Bits Bytes Books Bargains



IMSAI et al

MARKETLINE SYSTEMS, Inc.
2337 Philmont Ave. M17
Huntingdon Valley, Pa. 19006
215/947-6670 • 800/523-5355

Video Monitors
(9" size, dual jacks)

RCA (550 lines resolution) $159.00
SANYO (600 lines resolution) $169.00
Supercrisp GBC (700 lines) $180.00
(no fuzzy screen corners on this CRT.)

Other sizes available. Free connector on all orders. Free 25-foot coax cable with connectors for two-station looping on orders of two or more units ($10.00 worth).

Ready-to-Plug-in
Z-80 Computers (Quay) with:
Monitor in ROM, 1K Static RAM, 3K PROM sockets, on-board PROM Programmer, RS232 (TTY)/Parallel keyboard interface, MainFrame (18 amps, 12-slot Mother Board with connectors and guides, front-panel switches for On/Off, Reset, PROM Program, 8K Static RAM Board (socketed); all housed in an attractive woodgrain/aluminum cabinet).
All for $937 (regular, $1,080). All prices include shipping. NY residents add tax.
Send money order or check to:
~ C.E.T. Systems ~
509 Cathedral Pkwy 10-A New York NY 10025
Call Tues-Sat. (212) 663-0789 for more info C99

SUPPLIES

- FLOPPY DISKS, MINI OR STANDARD MEMOREX OR 3M
- 3M DATA CARTRIDGES DC300A, DC100A
- 3M DIGITAL CASSETTES
- 3M OR MEMOREX AUDIO CASSETTES, C-60
- 3M DISK CARTRIDGES

WE OFFER:
- COMPETITIVE PRICING
- IMMEDIATE DELIVERIES (Any Quantity)
- UNCONDITIONAL GUARANTEE

BETA BUSINESS SYSTEMS B39
8369 VICKERS ST., #G
SAN DIEGO, CA 92111
(714) 565-4505

save more than 20%!
NORTH STAR HORIZON
The smartest computer at the smartest price.

Horizon-1 kit, list $1599 ..... $1279
Assembled & tested, list $1899 ..... $1519
Horizon-2 (2 drives) kit, list $1999 ..... $1599
Assembled & tested, list $2349 ..... $1879
Datapoint Terminal, list $814 ..... $650
Printec-100-cps Printer, 15" paper, 100 characters per second, tractor feed, interfaced for North Star, list over $3000 ..... $1500
Yes, you can get a complete North Star business system for only $3429
plus shipping.
2 interconnecting cables $50
or free schematic to make your own for less than $10 worth of material. NC res add 4% tax.

We have business software, too. These printers do IBM quality work. Only 60 available, so hurry. You can make money with this complete business system. Sample printout, SASE.

AMERICAN SQUARE COMPUTERS A66
KIVETT DR • JAMESTOWN NC 27282
(919) 883-1105

S-100 11 Slot & others
Card Cage
For 8300 Motherboard
$34.50
• Post Paid USA •
Complete with Edge Guides And Hardware
Dealer Discount Club Refund

M.W. Keith & Co. K15
P.O. Box 954
• Racine Wisconson 53405 •

RELIABLE APPLE SOFTWARE
NOW AVAILABLE ON CASSETTE

All programs are written in Integer BASIC & run in 16K unless otherwise stated.

1. Rainbow's Pot-of-Gold, Vol. 1,- 49 BASIC programs $49
2. Microchess - Graphic display, beginning to intermediate, Machine language and BASIC 15
3. Inventory - Holds approximately 140 items in 16K 35
4. Income Tax - 1040, Schedules A&B, requires 20K & Applesoft 1 25
5. Morse Code Trainer - Variable speed 1-100 wpm, uses Applesoft 1 10
6. Appletalker - Gives your APPLE a voice, machine language 15
7. Speed Reading, Vols. 1-4, four programs designed to improve your reading speed 40
8. Galactic Battle - Low resolution, real time space battle 15
9. Apartment Building Investment Analysis - Analyzes the investment potential of an apratment building 15
10. Microproducts Assembler - Apple assembler machine language, uses 4K 20
11. Devils Dungeon - Exciting adventure game 10
12. Appleodian - Irish jig composing algorithm 10
13. Hi-Res Life - Conway's original Game of Life, machine language, requires 24K 10
14. Applevision - High resolution graphics and music demo, machine language and BASIC 15
15. Blackjack - One or two players in low-res graphics, machine language and BASIC 10
16. Apple Checkbook - Complete checkbook balancing and reconciliation program 20

Software is available on disk for media charge of $5.00
Send Check or Money Order, sorry no C.O.D., to:

RAINBOW COMPUTING INC.
10723 White Oak Ave., Dept. K.L.
Granada Hills, CA 91344
(213) 360-2171 R12

California Residents add 6% sales tax
Allow 3-4 weeks for delivery

PROFESSIONAL SOFTWARE

GENERAL LEDGER FEATURING:

*Multiple Debit-Credit Entries
*Comment Field
*Security Check
*Extensive Error Checks
*User Oriented - with manual
*Many Additional Features

System Requirements: 8K Free Memory, North Star Basic (CP/M available soon), Specify 1 or 2 Drives. Price: $50.00

Ask about our other business, educational and scientific software.

ECOSOFT E34
P.O. Box 68602
Indianapolis, IN. 46268

TRS - 80

SPECIAL PROMOTION SALE

Save 10% plus, NO TAXES will be charged on out of state shipments. Units Delivered in Continental U.S.

You can also save 10% on other fine Radio Shack® products we carry.

Offered exclusively by
Radio Shack® P38
Authorized Sales Center
1117 Conway, Mission, Texas 78572
Radio Shack® warranties will be honored by your local Radio Shack® store. (512) 585-2766

master charge VISA



SPACE AGE
COMPUTER STORE

NEW YORK CITY
and
LONG ISLAND

IF YOU WANT PROFESSIONAL SERVICE
IN A CASUAL ATMOSPHERE . . .
AND A LARGE VARIETY OF EQUIPMENT

- **BUSINESS APPLICATIONS**
  General Ledger, Inventory, Accounts Payable, Accounts Receivable, Word Processing Systems.
- **GENERAL APPLICATIONS**
  Northstar Macro Assembler $65
  Northstar Mailing Label Program $45
- **STOCK MARKET PACKAGE** (Unique) Makes Makes Ticker-Tape Obsolete.
  Send $2.00 for descriptive brochure on Stock Market Package.

BYTE SHOP B14
THE AFFORDABLE COMPUTER STORE T.M.

130 East 40th Street
New York, NY 10016
(212) 889-4204
(Corner Lexington Avenue)

2721 Hempstead Turnpike
Levittown, NY 11756
(516) 731-8116
(Just East of Wantagh Pkwy)

Tues. thru Fri. 11 to 7 . . . . . 12 to 8
Saturday 10 to 5 . . . . . 10 to 5

MICRODESK©

The perfect home for a personal or business computer

MICRODESK $139.50
48" x 24" x 26", Shelves 23" x 23", One adjustable.
See it at your computer store or order it from:

COMPUTER SYSTEMS DESIGN
906 N. Main Wichita, Kansas 67214
DEALER INQUIRIES INVITED

TRS-80 SOFTWARE

THE ELECTRIC PENCIL WORD PROCESSOR - $99.95

THE ELECTRIC PENCIL, highly respected as a superior word processor for home computers and small businesses, is now available for the TRS-80 computer! In addition to all standard **ELECTRIC PENCIL** features (free format entry, line and character insertion and deletion, forward and reverse scrolling with speed control, string search, coded search, search and replace, block moves, inserts, and deletions, fully formatted print contol, page titling and numbering, etc., etc.), the TRS-80 version offers the following features: transparent cursor, two-key rollover, repeating keyboard, uppercase only in unmodified TRS-80's, or upper and lowercase entry and display after simple modification (documentation included).

THE ELECTRIC PENCIL runs printers using Radio Shack's expansion interface or will operate any RS-232 300 baud printer using our **TRS232** printer interface. Either LEVEL-I or LEVEL-II 16K computers may be used! **THE ELECTRIC PENCIL** opens a whole new world of practical applications for the TRS-80 computer!

RSM-1S: A MACHINE LANGUAGE MONITOR FOR THE TRS-80 - $23.95

NEW! RSM-1S IS NOW AVAILABLE ON FLOPPY-DISK FOR $29.95!! **RSM-1S** provides you with 22 commands which interact directly with the Z-80 processor in your TRS-80. You may examine your ROM's, test your RAM, enter and execute machine language programs, read and write machine language tapes, and much more! A **SYMBOLIC DUMP** command disassembles object code and displays it as Zilog standard Z-80 mnemonics! Memory may be displayed in HEX or either of two ASCII formats, and can be EDITED, MOVED, EXCHANGED, VERIFIED, FILLED, ZEROED, TESTED, or SEARCHED for one or two-byte codes. Memory display commands may be stepped with SPACE, or aborted with BREAK. Runs in 4K.

AIR RAID: A REAL-TIME TRS-80 SHOOTING GALLERY! - $14.95

AIR RAID is a game where large and small airplanes fly across the screen at different altitudes. A ground based missile launcher is pointed and fired from the keyboard. Missiles may be guided after launching! Aircraft explode dramatically when hit, sometimes destroying other nearby planes! Score is tallied for each hit or miss, and the highest score is saved to be challenged by other players. Play ends when time runs out, but extra time may be earned with a high score. **AIR RAID** provides hours of fun for you, and is a super demonstration program for entertaining friends! Runs in 4K.

All software shipped postpaid with LEVEL I and LEVEL II versions on the same cassette. Add shipping for hardware items. (Calif. residents add 6% tax).

S51

*** SMALL SYSTEM SOFTWARE * P.O. BOX 366 * NEWBURY PARK, CALIF. 91320 ***

TRS-80 HARDWARE

TRS232 PRINTER INTERFACE - $39.95 (Assembled and Tested)

The **TRS232** is a self-contained software-driven output port. Cassette software and source listings for driving printers from LEVEL-II BASIC or machine language programs are furnished. Diablo printers, Teletype Model 43, TI Silent, or any RS-232 printer may be used with the TRS232. A 20-mil current loop output drives model-33 110 baud teletypes. The TRS232 is small (about 1" x 2" x 3") and installs in series with the power and cassette cables on your TRS-80 computer (all cables and connectors are furnished). A standard DB-25 connector mates with the printer cable. The TRS232 may be left in place at all times, since it does not interfere with cassette operation. THE ELECTRIC PENCIL uses the TRS232, thus both word processing and BASIC program listing and documentation are supported!

PARA-PORT: 2 1/2 PORT PARALLEL I/O BOARD - $79.95 (KIT)

Our parallel port board can be used for driving LED light displays, reading external keyboards, polling sense switches, driving parallel port printers, controlling relays for lamps, sprinklers, or any place where control of external devices is desired! The TRS-80 can now control something besides a cassette recorder! The board contains two full 8-bit input and output ports. It features 8212 input latches which automatically generate the necessary status information when new data is input. Output strobes are generated and there is a third 4-bit status port so that full handshaking protocol may be established. Requires external 5-volt power supply.

40/44-1: SINGLE-SLOT ADAPTER - $24.95 ($19.95 with PARA-PORT)

Consists of a small adapter board, 40 pin edge connector, 44 pin socket, power supply connections, support feet, and a 40 pin ribbon cable to connect to the TRS-80 expansion port. Operate any of our boards, or use any 44-pin board to do your own thing! A trade-in allowance will be offered to upgrade to our six-slot buffered mother board.

OTHER TRS-80 PRODUCTS

CHESS:	**$19.95**	Microchess 1.5 plays a good game of chess, uses graphics.
RSL-1:	**14.95**	Draw patterns on your screen then play the game of LIFE.
ESP-1:	**29.95**	Editor, assembler, and monitor using INTEL 8080 mnemonics.
LST-1:	**7.95**	A disassembled listing of LEVEL-1 BASIC with some comments.
SCM-1:	**4.95**	A fully detailed schematic of the TRS-80 microcomputer.
CVR-1:	**3.95**	Quality dust covers in cloth-backed vinyl to protect your keyboard. Colors: Spanish Red, Antique Ivory, Rich Brown.

*** SMALL SYSTEM HARDWARE * P.O. BOX 366 * NEWBURY PARK, CALIF. 91320 ***

TRS-80

Micro-Mega CASSETTE CONTROL UNIT

• Speed up your cassette tape handling • Pinpoint program locations on tape with an audible auxiliary monitor • Get protection from recording and playback glitches resulting from ground loops • Eliminate the tedious plugging and unplugging of recorder cables.

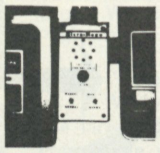

The Micro-Mega Cassette Control Unit does all this and more. You get instant manual control of the recorder at the flick of a switch. Want to find the beginning or end of a program? Flick another switch, and you'll hear it. All cables remain plugged in all the time.

The Micro-Mega Cassette Control Unit does a lot to clean up and neaten up your whole TRS-80 installation too. As shown at the left, it's in a 2½"x5" box which snuggles between the keyboard and your recorder. There is no need to move the recorder, and there no longer are any 90 degree cable bends whipping around. It's fast, neat and convenient, - and it's a bargain!

CASSETTE CONTROL UNIT—$32.50

New Software:

INTELLIGENT MICRO-MOUSE ?

Let the purists argue whether this programmed graphic "mouse" has true artificial intelligence. Anyway it's certainly not a stupid mouse, and certainly it's a persistent mouse. It's able to find an escape route from any starting point within a 20-cell maze, and having escaped, it's able to find its way back into the maze! Three separate variations of "Micro-Mouse" are provided on a cassette. Each of them runs under Level I Basic in 4K of memory.

MICRO-MOUSE—$10.00

Micro-Mega M54

P.O. BOX 6265 • ARLINGTON, VA 22206

(Virginia residents add 4% sales tax)

AD-68A ANALOG-TO-DIGITAL CONVERTER



- **8 analog input channels**
- **Occupies one SWTPC 6800 I/O slot**
- **Quality components and PCB**
- **Complete documentation**
- **90 day full warranty**
- **Assembled and tested**

$39.95

Available from your local dealer or factory direct. Write for additional information.

INNOVATIVE TECHNOLOGY

124

510 Oxford Park
Garland, Texas 75043
(214) 270-8393

BUSS F4

Independent Newsletter of Heath Co. Computers

325 PENNSYLVANIA AVENUE, S.E.
WASHINGTON, D. C. 20003

Dear Kilobaud reader:

Buss lets you in on news of H8- and H11-compatible hardware and software from other vendors as well as providing information on new items being developed in Benton Harbor before their official announcement. It also shares the experiences of users with their computers and peripherals from Heath Co. All this can help you plan additions to your system.

Your 12-issue subscription can start either with the current issue or with all available back issues. Send $ 7.45 to Buss, 325 Pennsylvania Ave., SE, Washington, DC 20003.

Charles Floto

CHARLES FLOTO EDITOR

SOL-20 SOFTWARE

from ESV Computer Service



Processor Technology

DIAGNOSTICS II: Checks user RAM (addresses are keyboard selectible by operator), video RAM, SOLOS or Bootload RAM, audio interface, and personality module. Features hard-copy printout of video displays using TAB key, and selectible output ports. Cassette tape comes with SOLOS version on one side & Bootload (BOOTL) on the other for use with either cassette or Helios SOL Systems ..... $50. on cassette

DISASSEMBLER: Allows conversion of machine language programs to assembly language. Features operator selectible output ports for hard-copy printer or video display and audio cassette storage of disassembled text. Permits modification to be made for custom use or possible relocation. Symbol table may be anywhere in RAM and is assigned by the operator during initialization. Line numbers and labels are automatically assigned by the disassembler during construction of the assembly language program. Special characters will be displayed in the line number's most significant digit to flag the need to divide the machine code for 2 or more passes when the line number exceeds 9999. Tape storage (if selected) is done byte-by-byte (text) for use with assemblers other than ALS-8 or Software #1. ..... $30. on cassette

MAILBOX: A mailing list program designed to work on your Helios Disk System. Features online editing for data entry, operator may select serial or parallel drivers (included on diskette) for hard copy, pre-sorted mailing labels (by zip codes as required by postal regulations for bulk mailing), label search, modification of single line should address or name need changes, file status check to determine amount and percentage of "dead space" and number of names in file, file compression to remove data in the same size file, generate separate diskette to increase data storage, will dump files to either 2 or 4 columns on printer, and is operator selectible ..... $45. on Helios diskette

DROIDS: An action game where you play the computer. Try to escape Droids by hiding behind fences. Features static practice mode for skill development and real time attack mode with selectible difficulty factors ..... $19.50 on cassette

ALS-8 UTILITIES adds cassette I/O operations to ALS-8. Included are seven custom tape commands and five clear memory commands. Source program on cassette will assemble into 12C (hex) bytes.
EC-001 Source program on cassette tape **$15.00**

SOFTPAC #1 cassette uses Basic/5 on any Sol-20/SOLOS with 16K of RAM. Included are four games, STAR, BLACKJACK, CRAPS, and WAR.
EC-002 Basic/5 programs on cassette tape **$18.00**

BLOCKADE is an action game for two players on the same keyboard. Build a wall as you move and trap your opponent. Get sound effects through an AM radio or the Music System. Machine language program runs in 8K of RAM.
EC-003 Machine language program on cassette **$14.00**

SOL-20 DIAGNOSTIC checks user RAM, system RAM, SOLOS, keyboard, video, and cassette interface. This machine language program requires 8K of RAM.
EC-004 Machine language program on cassette **$45.00**

CALENDAR & TIME has a calendar for whatever month and year you want. Also included is a time program which displays hours, minutes, and seconds on the screen. These Basic/5 programs require 16K of RAM.
EC-005 Basic/5 programs on cassette tape **$10.00**

DIRECT REDUCTION LOAN provides amortization schedule for entire loan period or a single period of interest. Total interest paid is also calculated. 12K of RAM is required for this Basic/5 program.
EC-006 Basic/5 program on cassette tape **$10.00**

ACCOUNTS RECEIVABLE uses cassette data files to keep customer information on cassette tape. Functions include update, report, search, and enter new records. 20K of RAM and 2 cassette recorders are required to run this Extended Cassette Basic Program.
EC-007 Basic program on cassette tape **$25.00**

SMARTMOUTHED BLACKJACK uses Las Vegas rules including split hands, double down, and insurance bets. The humorous wise-cracks of the dealer keep the attention of the player for hours. This Extended Cassette Basic program requires 32K of RAM.
EC-008 Basic program on cassette tape **$19.50**

BIORHYTHM cassette produces complete plot or a simple list of critical days. Output can be directed to any pseudo port. Extended Cassette Basic version requires 24K. Basic/5 version requires 16K. Any number of days can be forecast.
EC-009 Basic/5 program on cassette tape **$19.50**
EC-010 Extended Cassette Basic program cassette .. **$19.50**

IMMEDIATE DELIVERY!

All items shipped from stock. First generation recordings.

One Year Warranty!

All above items on 1200 baud CUTS cassette,

All orders COD or prepaid. Allow 3% for freight if prepaid. Texas residents add 5% sales tax. Write for catalog. Dealerships available.

COMPUTER PORT C80

926 N. Collins • Arlington, TX 76011 • (817) 469-1502

Key Electronics

G R I

Full ASCII Professional Keyboard Kit, Model 756



• Full 128 Character ASCII • Tri-Mode MOS Encoding • MOS/DTL/TTL Compatible Output • Two-Key Rollover • Level and Pulse Strobe • Shift and Alpha Lock • Selectable Parity • Positive or Negative Logic • All New, OEM Grade Components • Gold Contact, Low Bounce Key Switches • Rugged G-10 Printed Circuit Board • Low Power Consumption . . . and More

Model 756 Keyboard Kit $64.95
Model 701 Plastic Enclosure $14.95
Model 702 Steel Enclosure $29.95

Send for catalogue of other NEW merchandise, Semis, Sockets, ICs, Res., Caps, and MORE.

N.Y.S. Residents Add 4% Sales Tax

Send to: Key Electronics
P.O. Box 3506
Schenectady, NY 12303 K14

RADIO SHACK/TRS-80
16K MEMORY PACKAGE

This package includes all that is necessary for a very easy expansion of the memory 4K to 16K bytes. All you have to do simply is: take the 4K Chips out and plug in new chips in the same sockets. No soldering! Simple, easy-to-follow instructions! User-tested. Kit contains eight 250nS Dynamic RAM Chips, 2 plug-in DIP Shunts and a complete set of instructions. Expansion Unit Owners can fill empty sockets with 16K or 32K RAM. It is easy! It is fun! It is a smart way to save money!

No. 786-R 16K RAM Package $129.95
No. 786-Z 32K RAM Package $310.00

DELTRONIKS D28
P. O. Box 29363
Atlanta Ga 30359
(404) 458-4690

Tape Problems

Not with PX Certified Cassettes!

PX Corporation offers professional cassettes designed specifically for the personal computer market.

- 100% tape certification... for error-free tapes; no drop-out
- Tested thoroughly... for high frequency response; low noise; high-density recording
- Magnetic leader... for instant recording; cuts loading problems!
- Delrin® rollers... for better tracking; less tape wear; uniform speed
- Graphite-impregnated polyolefin washer... for less drag & wear; impervious to humidity
- Spring/felt pressure pad... for positive low-friction tape-to-head contact
- Screw-type housings; welded plastic window... for dust-free operation

To introduce you to our quality cassettes, for a limited time, we are offering a free Cassette storage unit with any order of 10 cassettes

Holds 20 cassette boxes



FREE!

with any order of 10 cassettes

PX/Corporation P40
P.O. Box 16408
San Antonio, Tx 78216

If using Visa or Master Charge, please include the following:

Card No. _____ Expiration Date _____

Signature _____ VISA master charge

PLEASE SEND ME:

☐ 10 cassettes in free storage unit pictured above	$27.50	_____
☐ 5 cassettes in plastic NORELCO-style boxes	$13.75	_____
☐ Cassette Carousel (as above, without cassettes)	$8.75	_____
☐ Cassette storage center (holds 72 cassettes; 36 in boxes (Not pictured)	$15.00	_____
☐ Certified diskettes in a box of 10 (Specify IBM, Shugert or Memorex compatible)	$59.50	_____
Sub Total	$	_____
Texas residents add 5% sales tax	$	_____
Shipping & handling		$1.50
TOTAL AMOUNT TO BE ENCLOSED	$	_____

Name _____

Address _____

City _____ State _____ Zip _____

OUR VISIBLE MEMORY ADDS FUNCTION AND FUN TO YOUR 6502

This DOT MATRIX display board doubles as an 8K MEMORY. You can use it as a display, memory expansion or both with graphic and text display software available. You get high resolution graphics with no wait states, no snow, and no processor overhead. K-1008 ASSEMBLED and TESTED $289.00, BARE BOARD $40.00 K-1008-1 GRAPHIC/TEXT UTILITY SOFTWARE LISTING $20.00.



As a dot matrix formatted 200 high by 320 wide, it allows high resolution patterns to be displayed and evaluated. It enhances system performance for data acquisition displays, math equation plotting, etc.

For charts and graphs, it is valuable in the educational, research and business fields. Shown to the right is a single period of a complex frequency waveform and its frequency spectrum chart.

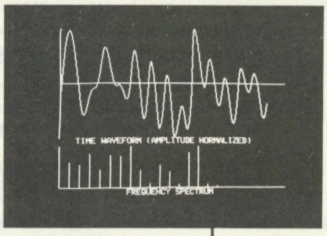



For text display, dot matrix is the ultimate. Any character set the user desires is possible. Even subscript and superscript in the same column, and—mixed text and graphics. The improved man-machine interface for an unskilled operator increases productivity.

Graphics allows you to program games with much more accurate representation of your game because YOU DETERMINE THE SHAPES on the display, not a ROM character generator. Our LIFE program allows tremendous creativity in creating complex colonies for observation of generation growth and decay.

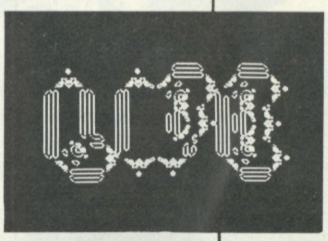

Developed by a leading group of New England engineers for interface with the three 6502 KIM BUS systems (KIM, VIM, AIM). The K-1008 requires only the processor card and its power supply to function as a memory. Add a monitor and you have graphics and text display available. Micro Technology also makes K-1000 Power Supplies, K-1005 Card Files, K-1002 8 Bit Music Systems (with advanced software), K-1020 Regulated Wire Wrap card, K-1012 IO/COMM/PROM/2708 Programmer card, K-1016 16K Memory, all sold assembled and tested or as bare boards. Write for technical information, prices and terms.

Micro Technology Unlimited

P.O. Box 4596 Manchester NH 03108 M44

From the people who brought you KIMSI — Mr. Interface™ does it again with...

BETSI

The PET* to S-100 bus Interface/Motherboard

Expand your PET as easily as S-100 users !

- Plugs directly into any PET, no cable fabrication or additional connectors required.
- Compatible with virtually all S-100 boards (including memory and I/O types).
- Does not slow the CPU or alter PET's operation in any way.
- Does not interfere with PET's IEEE or parallel user ports.
- Interface draws only 100ma at 8V.

And Betsi includes:

- On-board *Dynamic Memory Controller* for the S.D. Sales "Expando-ram" high density/low power memory board (expand PET's memory to the limit on a single S-100 card)!
- On-board sockets and decoding circuitry for 8K of PROM (add future PET firmware *without* purchasing an S-100 PROM card).

Now available from stock at a price that can't be beat (even just for memory expansion)!

BETSI Interface/Motherboard — Kit $119, Assembled $165

Expandoram 24K memory board — Kit $364, Assembled $414



See your local dealer or contact: **FORETHOUGHT PRODUCTS**

Coburg Box 8066; Coburg, OR 97401 F8

(503) 485-8575

* PET is a Commodore product

AROUND THE INDUSTRY

(from page 7)

warehouse store in Garden Grove CA and our late-fall-opening shop in Chicago's Water Tower Place as two sites for Computer Centers within Radio Shack stores. We are also considering converting some existing Radio Shack stores to Computer Centers in order to hasten the day when we are truly nationwide with this project." Capital expenditures for the 50 centers are expected to total about $4 million.

Several executives have been named to key positions in Radio Shack's computer organization.

Ted. F. Cromer, formerly general manager of Tandy Computers and a veteran of 13 years with IBM, has been selected as director of Radio Shack Computer Centers. He will be assisted by the Radio Shack district manager in the area of each center.

Jon A. Shirley, who has been with the company since 1958 in a variety of merchandising functions, most recently with their overseas operation, has been named director of Radio Shack computer merchandising, a newly created position.

Carroll B. Ray will be director of computer applications, another new position chiefly concerned with the development and acquisition of TRS-80 software programs. Ray, who joined Tandy Corporation in 1964 and was named Radio Shack vice-president/controller in 1970, has been involved in the area of corporate development for the Radio Shack division.

According to Kornfeld, "Within each Computer Center we expect to see at least one sales manager with extensive computer experience, a technician and clerical help." He added that "several hundred new job openings have been created by the launching of the program, and in addition, Radio Shack's Fort Worth computer factory continues to expand in people and space."

CORRECTIONS

Carl A. Wall of Willowdale, Ontario Canada, writes: Loaded the program in the article "It's Here: Cook's Memory Test" (July 1978, p. 70) in my SOL-20 and it did not work. The problem was traced to the call statements in program B. These should be changed to the following to work with SOLOS version 1.3 (released 77-03-27).

Address	Op Code
C993	CD 19 C0
C997	CD E8 C3
C9A0	CD 19 C0

The following replacement lines were sent to us by the authors of "(Con)text Editor" (September 1978, p. 22) too late to incorporate into the article.

```
710  CLOAD*L:CLOAD*F:FORI=1TOQ:T$=""
720  FORI=1TOQ:B(F(I))=I:NEXT:B(U)=0:B(UN)=0:F(0)=0:B(0)=0:L(0)=0:GOTO25
760  L(0)=U:CSAVE*L:F(0)=UN:CSAVE*F:FORI=1TOQ:J=LEN(L$(I)):IFJ=0THEN780
1100 K=LEN(T$):FORJ=PTOLEN(I$):IFMID$(I$,J,K)<>T$THENNEXT:R=1:RETURN
1101 IFLEN(I$)=0THENI=0
1102 P=J+K:R=0:RETURN
```

THE INCREDIBLE LEARNING MACHINE

WHATSIT™

(Wow! How'd All That Stuff get In There?)

- She's a Conversational Query System!
- She's an Indexing/Filing System!
- She's a 'Data Base Manager' for your Microcomputer!

"One of the first software products of the New Computer Age . . ."
—Ted Nelson, author of Computer Lib/Dream Machines

Mail to: 123
Information Unlimited
331 W. 75th Place, Suite 2-I
Merrillville, Indiana 46410
219- 769-9280

- ☐ Model CP-1 for C-Basic (requires 40K RAM) $125
- ☐ Model NS3 for North Star Basic (requires 24K RAM) $75
- ☐ WHATSIT Manual $25
- ☐ Quantity discount schedule for Dealers.
- ☐ More information (I'm running _____ disc BASIC on a _____ computer)

A CREATION OF COMPUTER HEADWARE™

REVOLUTIONARY PRICE BREAKTHROUGH !!

100 TRS-80 LEVEL II PROGRAMS
$49.50 for ALL 100 programs

5 cassettes—from the first mass marketer of ready to load software.

Quality in Quantity—a value in excess of $500.00 (Check the price per program in other ads.)

For the first time there are enough users of a single type of computer to justify mass marketing of high quality, ready-to-load programming. We are only able to market at this price because WE EXPECT TO SELL A GOB OF THEM . . . .

Available for immediate delivery. Buy now !! Volume only will allow us to continue marketing the LIBRARY 100 at the $49.50 price.

25—*BUSINESS AND FINANCE. Moving ad, Sales-Cost Margin, RE Investment Analysis, Interest Determination, Depreciation, and 19 more.*
15—*GRAPHICS. Advertisement, Red Baron's Enemy, Fireside, Blocks, and 11 more.*
15—*EDUCATION. 5 Math, and 10 subjects.*
15—*HOME. Nutrition, Xmas List, Travel Mileage, Shopping List, and 11 more.*
30—*GAMES. S__ __ T__ __, Tiger Shark, Memory Quiz, Stingray, and 26 more.*
100 *programs which cost you 49.5 cents a piece!*

The Greatest Bonus of all (free with order) TINY PILOT. No, TINY PILOT does not fly small airplanes, it is the first new language for your TRS-80. With just 6 of its commands even a child can be programming in minutes.

Call (404) 939-6031 to order. 24 hour service.
5% discount on Deltronics memory!

BANKAMERICARD VISA

B33

TBS INC.
The Bottom Shelf, Inc.
P.O. Box 49104
Atlanta, Georgia 30359

THE MICRO WORKS

EPROM PROGRAMMER SPEAKS FOR ITSELF!

M31

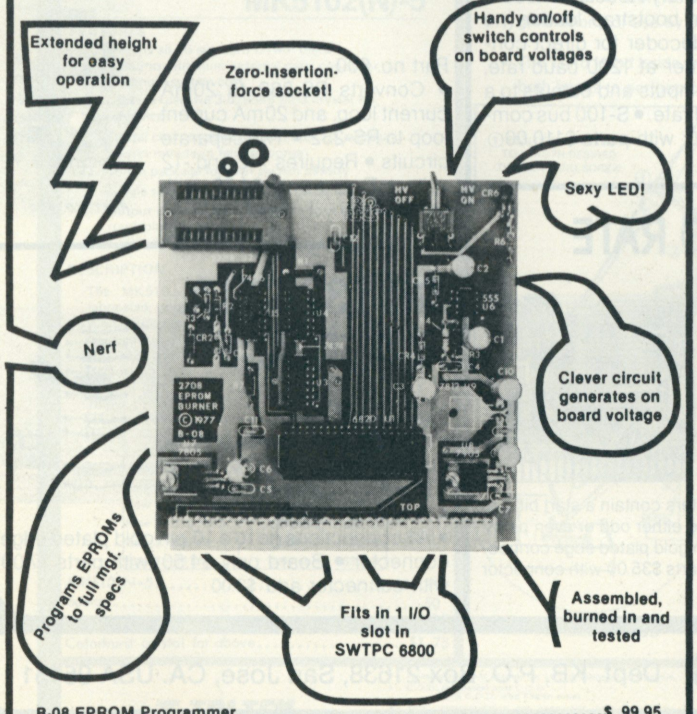

B-08 EPROM Programmer ..... **$ 99.95**
regulated + 12 v. $104.95

U2708 Utility In EPROM ..... **$ 29.95**
All software routines necessary to test, burn, verify and copy 2708s using the B-08 Programmer

DEPT. K, P.O. BOX 1110, DEL MAR, CA 92014 (714) 756-2687

S-100 MAINFRAME $200

S-100 MAINFRAME $200

- NOT A KIT
- 8v@15A, ±16v@3A power
- Rack mountable
- 15 slot motherboard
- Card cage
- Fan, line cord, fuse, switch, EMI filter
- Desk top version option
- 8v@30A, ±16v@10A option
- voltage monitor option
- 100 pin connectors optional



Rack mounted model From $200



Desk top model From $235

Write or call for a copy of our detailed brochure which includes our application note BUILDING CHEAP COMPUTERS.

INTEGRAND I13

8474 Ave 296 • Visalia, CA 93277 • (209) 733-9288

We accept BankAmericard/Visa and Master Charge

SAVE

COMPUTER INTERFACES & PERIPHERALS

SAVE

For free catalog including parts lists and schematics, send a self-addressed stamped envelope.

APPLE II SERIAL I/O INTERFACE *



Part no. 2
Baud rate is continuously adjustable from 0 to 30,000 • Plugs into any peripheral connector • Low current drain. RS-232 input and output • On board switch selectable 5 to 8 data bits, 1 or 2 stop bits, and parity or no parity either odd or even • Jumper selectable address • SOFTWARE • Input and Output routine from monitor or BASIC to teletype or other serial printer. • Program for using an Apple II for a video or an intelligent terminal. Also can output in correspondence code to interface with some selectrics. Board only — $15.00; with parts — $42.00; assembled and tested — $62.00.

MODEM *

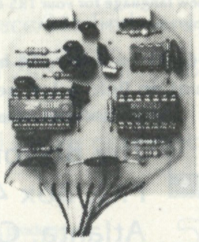

Part no. 109
• Type 103 • Full or half duplex • Works up to 300 baud • Originate or Answer • No coils, only low cost components • TTL input and output-serial • Connect 8 ohm speaker and crystal mic. directly to board • Uses XR FSK demodulator • Requires +5 volts • Board $7.60; with parts $27.50

DC POWER SUPPLY *

Part no. 6085
• Board supplies a regulated +5 volts at 3 amps., +12, -12, and -5 volts at 1 amp. • Power required is 8 volts AC at 3 amps., and 24 volts AC C.T. at 1.5 amps. • Board only $12.50; with parts excluding transformers $42.50

TAPE INTERFACE *

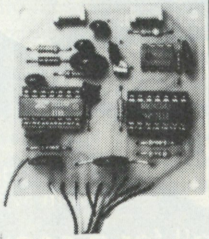

Part no. 111
• Play and record Kansas City Standard tapes • Converts a low cost tape recorder to a digital recorder • Works up to 1200 baud • Digital in and out are TTL-serial • Output of board connects to mic. in of recorder • Earphone of recorder connects to input on board • No coils • Requires +5 volts, low power drain • Board $7.60; with parts $27.50

T.V. TYPEWRITER



Part no. 106
• Stand alone TVT • 32 char/line, 16 lines, modifications for 64 char/line included • Parallel ASCII (TTL) input • Video output • 1K on board memory • Output for computer controlled curser • Auto scroll • Non-destructive curser • Curser inputs: up, down, left, right, home, EOL, EOS • Scroll up, down • Requires +5 volts at 1.5 amps, and -12 volts at 30 mA • All 7400, TTL chips • Char. gen. 2513 • Upper case only • Board only $39.00; with parts $145.00

TIDMA *



Part no. 112
• Tape Interface Direct Memory Access • Record and play programs without bootstrap loader (no prom) has FSK encoder/decoder for direct connections to low cost recorder at 1200 baud rate, and direct connections for inputs and outputs to a digital recorder at any baud rate. • S-100 bus compatible • Board only $35.00; with parts $110.00

UART & BAUD RATE GENERATOR *



Part no. 101
• Converts serial to parallel and parallel to serial • Low cost on board baud rate generator • Baud rates: 110, 150, 300, 600, 1200, and 2400 • Low power drain +5 volts and -12 volts required • TTL compatible • All characters contain a start bit, 5 to 8 data bits, 1 or 2 stop bits, and either odd or even parity. • All connections go to a 44 pin gold plated edge connector • Board only $12.00; with parts $35.00 with connector add $3.00

8K STATIC RAM



Part no. 300
• 8K Altair bus memory • Uses 2102 Static memory chips • Memory protect • Gold contacts • Wait states • On board regulator • S-100 bus compatible • Vector input option • TRI state buffered • Board only $22.50; with parts $160.00

RF MODULATOR *



Part no. 107
• Converts video to AM modulated RF, Channels 2 or 3. So powerful almost no tuning is required. On board regulated power supply makes this extremely stable. Rated very highly in Doctor Dobbs' Journal. Recommended by Apple. • Power required is 12 volts AC C.T., or +5 volts DC • Board $7.60; with parts $13.50

RS 232/TTY * INTERFACE



Part no. 600
• Converts RS-232 to 20mA current loop, and 20mA current loop to RS-232 • Two separate circuits • Requires +12 and -12 volts • Board only $4.50, with parts $7.00

RS 232/TTL * INTERFACE



Part no. 232
• Converts TTL to RS-232, and converts RS-232 to TTL • Two separate circuits • Requires -12 and +12 volts • All connections go to a 10 pin gold plated edge connector • Board only $4.50; with parts $7.00 with connector add $2.00

ELECTRONIC SYSTEMS Dept. KB, P.O. Box 21638, San Jose, CA. USA 95151

To Order: Mention part number and description. For parts kits add "A" to part number. In USA, shipping paid for orders accompanied by check, money order, or Master Charge, BankAmericard, or VISA number, expiration date and signature. Shipping charges added to C.O.D. orders. California residents add 6.5% for tax. Outside USA add 10% for air mail postage, no C.O.D.'s. Checks and money orders must be payable in US dollars. Parts kits include sockets for all ICs, components, and circuit board. Documentation is included with all products. All items are in stock, and will be shipped the day order is received via first class mail. Prices are in US dollars. No open accounts. To eliminate tariff in Canada boxes are marked "Computer Parts." Dealer inquiries invited.

VISA master charge

24 Hour Order Line: (408) 226-4064

* Circuits designed by John Bell

4804 STATIC, TTL IN/OUT 1024x4 N-MOS RAM



GENERAL DESCRIPTION

Part Number 4804 is a 4K semiconductor random access memory organized as 1024 4-bit words. It is fully static and needs no clock or refresh pulses. It requires a single +5 volt power supply and is fully TTL compatible on input and output lines. The 4804 is packaged in a convenient 18 pin dual-in-line package.

FEATURES

- Single +5V Power Supply
- 1Kx4 Organization
- Replaces 4 1024x1 Static RAMs
- Completely Static—No Clocks or Refresh
- 18 Pin Package
- Access/Cycle 600nsec max
- 250 mw Typical Operating Power
- Common I/O Bus
- TTL Compatible I/O
- Three State Outputs

TRUTH TABLE

$\overline{CE}$	R/$\overline{W}$	DI/DO	STATUS	MODE
H	Don't Care	High Z	Deselect	Standby
L	H	Data	Selected	READ
L	L	L	Selected	Write 0
L	L	H	Selected	Write 1

WRITE CYCLE—AC CHARACTERISTICS

PARAMETER	SYMBOL	4804 MIN	4804 MAX
Write Cycle Time	T_{WC}	600	
Address To Write Time	T_{AW}	100	
Write Pulse Width	T_{WP}	500	
Write Recovery Time	T_{WR}	0	
Data Set Up Time	T_{OW}	350	
Data Hold Time	T_{DH}	0	
Output Disable From Write or Chip Enable	T_{OTW}		150

READ CYCLE—AC CHARACTERISTICS

PARAMETER	SYMBOL	4804 MIN	4804 MAX
Read Cycle Time	T_{RC}	600	
Access Time	T_A		600
Chip Enable to Output Enable	T_{CO}		200
Data Valid After Address	T_{OH1}	150	
Previous Data Valid After Chip De-Select	T_{OH2}	25	

$8.95 8/$60.00 16/$100.00

TRI-TEK T1

10 AMP REGULATORS 78P05

GENERAL DESCRIPTION- The uA78P05 is a 3-terminal positive 5V hybrid regulator capable of delivering 10 Amps! This device is virtually blowout proof and contains all the protection features inherent in monolithic regulators such as internal short-ciruit current limiting and thermal-overload protection. The uA78P05 is packaged in a hermetically sealed TO-3 providing 50W at 25° C case. The hybrid consists of a monolithic control chip driving a rugged Mesa transistor. The high output current is achieved through new design technique without sacrificing the regulation characteristics of the controlling elements. The same process is employed in the construction of the 10A regulator to provide the same high reliability obtained in the uA78H05 5A regulator.

- **10 A OUTPUT CURRENT**
- **INTERNAL THERMAL-OVERLOAD PROTECTION**
- **INTERNAL SHORT-CIRCUIT CURRENT LIMIT**
- **LOW DROP-OUT VOLTAGE 2.2 V AT 10 A**
- **50 W POWER DISSIPATION**
- **PIN-FOR-PIN COMPATIBLE WITH THE μA78H05, μA78H05A AND SH323**
- **STEEL TO-3 PACKAGE**

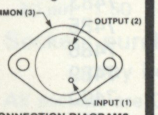

CONNECTION DIAGRAMS TO-3 PACKAGE (TOP VIEW)

78P05SC.....$12.95
Specs..... .60

MULTI-CHANNEL 8 BIT A/D CONVERTER

Fairchilds' new 6 channel analog-to digital converter has a lot going for it. Full scale correction capabilities, ratiometric conversion and wide input dynamic range.

Micro-processor compatible, it combines the multiplexer, decoder and sample-and -hold functions with converter to save board space and eliminate external parts. It provides 8 bit, ½ LSB conversion in 300 uSec featuring auto-zero and dynamic range all the way to ground.

UA9708 in 16 pin plastic DIP.....$7.95!

4801 STATIC, TTL IN/OUT 4096x1 N-MOS RAM



GENERAL DESCRIPTION

Part Number 4801 is a 4K semiconductor random access memory organized as 4096 1-bit words. It is fully static and needs no clock or refresh pulses. It requires a single +5 volt power supply and is fully TTL compatible on input and output lines. The 4801 is packaged in a convenient 18 pin dual-in-line package.

FEATURES

- Single +5V Power Supply
- 4Kx1 Organization
- Replaces 4 1024x1 Static RAMs
- Completely Static—No Clocks or Refresh
- 18 Pin Package
- Access/Cycle Times 600 nsec max
- 250 mw Typical Operating Power
- Separate Data In and Data Out
- TTL Compatible I/O
- Three State Outputs
- Data Bus Compatible I/O Function

TRUTH TABLE

$\overline{CE}$	R/$\overline{W}$	DI	DO	STATUS	MODE
H	Don't Care	Don't Care	High Z	Deselect	Standby
L	H	Don't Care	Data	Selected	READ
L	L	L	High Z	Selected	Write 0
L	L	H	High Z	Selected	Write 1

WRITE CYCLE—AC CHARACTERISTICS

PARAMETER	SYMBOL	4801 MIN	4801 MAX
Write Cycle Time	T_{WC}	600	
Address To Write Time	T_{AW}	100	
Write Pulse Switch	T_{WP}	500	
Write Recovery Time	T_{WR}	0	
Data Set Up Time	T_{OW}	350	
Data Hold Time	T_{DH}	0	
Output Disable From Write or Chip Enable	T_{OTW}		150

READ CYCLE—AC CHARACTERISTICS

PARAMETER	SYMBOL	4801 MIN	4801 MAX
Read Cycle Time	T_{RC}	600	
Access Time	T_A		600
Chip Enable to Output Enable	T_{CO}		200
Data Valid After Address	T_{OH1}	150	
Previous Data Valid After Chip De-Select	T_{OH2}	25	

$8.95 8/$60.00 16/$100.00

INTEGRATED TONE RECEIVER MK5102(N)-5

FEATURES

- ☐ Detects all 16 standard DTMF digits
- ☐ Requires minimum external parts count for minimum system cost
- ☐ Uses inexpensive 3.579545 MHz crystal for reference
- ☐ Digital counter detection with period averaging insures minimum false response
- ☐ 16-pin package for high system density
- ☐ Single supply 5 Volts ± 10%
- ☐ Output in either 4-bit binary code or dual 2-bit row/column code
- ☐ Latched outputs

DESCRIPTION

The MK5102 is a monolithic integrated circuit fabricated using the complementary-symmetry MOS (CMOS) process. Using an inexpensive 3.579545 MHz television colorburst crystal for reference, the MK5102 detects and decodes the 8 standard DTMF frequencies used in telephone dialing. The requirement of only a single supply and its construction in a 16-pin package make the MK5102 ideal for applications requiring minimum size and external parts count.

DETECTION FREQUENCY

Low Group f_o	High Group f_o
Row 1 = 697 Hz	Column 1 = 1209 Hz
Row 2 = 770 Hz	Column 2 = 1336 Hz
Row 3 = 852 Hz	Column 3 = 1477 Hz
Row 4 = 941 Hz	Column 4 = 1633 Hz

MK5102N-5.....$34.95
Specs..... .50
600 Ohm to 600 Ohm C.T. transformer.....$1.95
Colorburst crystal for above.....$1.75

DIXON

THE THIRD HAND

- This versatile tool has proven its worth through generations of use by professional craftsmen.
- The Third Hand holds work in any position freeing both hands to perform other vital functions.

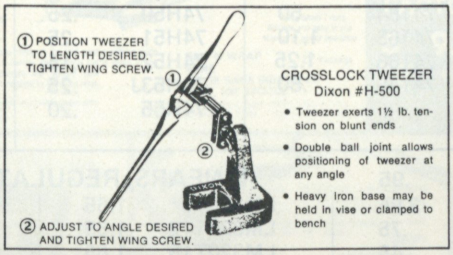

CROSSLOCK TWEEZER
Dixon #H-500

- Tweezer exerts 1½ lb. tension on blunt ends
- Double ball joint allows positioning of tweezer at any angle
- Heavy Iron base may be held in vise or clamped to bench

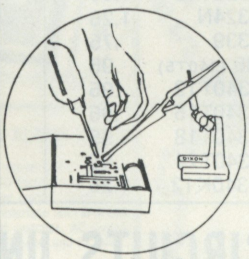

• FREES HANDS

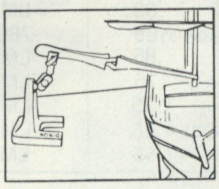

Dixon Third Hand...$7.95

VOLTAGE REGULATORS

7805-06-08-12-15-24 TO220	95¢ 5/$4.50
78L05A-12-15 4% 100 mA TO-92 Plastic	50¢
78H05KC 5V 5A TO-3	8.45
78H12KC 12V 5A TO-3	9.15
78H15KC 15V 5A TO-3	9.15
Lm317K 1.5A *Adjustable* TO-3	4.99
Lm317T 1.5A *Adjustable* TO-220	3.99
Lm317MP .5A *Adjustable* TO-202	13.95
TL430C Adjustable Zener-*Think About It*	1.50
TL497C Switching Reg. & Inductor	9.50
RCA CA 3085 100 mA *Adjustable*	.60
Signetics 2504TA 1024 bit S.R. memory (1404A)...	.50
MCM 6571P Character Generator	9.95
MCM6571AP Character Generator	9.95
MC14409P Telephone Rotary Pulser	10.98
MC14419P Touch Pad Converter for 14409	4.25
MC14411P Baud Rate Generator	11.98
MC14412VP CMOS Modem Chip	16.95
MM57109N Number Cruncher Micro	18.95
74C915 7 Segment to BCD Converter	2.99
74C922 16 Key Keyboard Encoder	6.35
74C923 20 key Keyboard Encoder	6.45
74C925 4 Decade Counter w/latches	12.00
74C926 4 Decade Counter w/carry	12.00
74C935-1 3½ Digit DVM CMOS Chip	16.98



Jumper Kits for .025 Square Posts.. All material for making jumpers for quick circuit changes and prototyping. Use for breadboarding, trouble shooting, field modifications. Fits standard IC socket wire/wrap posts. Excellent wiping action on gold plated box contacts. Kit contain 10 box contacts, heat shrinkable sleeving, and 5 feet of wire plus instruction sheet.

JCK-5101....(5 double jumpers)$2.75, 4 kits/$10.00

DEALER PRICING AVAILABLE UPON REQUEST

TRI-TEK
7808 North 27th Avenue
Phoenix, Arizona 85021
(602) 995-9352

- Please give street address for UPS shipping when possible.
- C.O.D. NO parcel post C.O.D. UPS C.O.D. Add 85¢ to order.
- Any correspondence not connected with your order, please use separate sheet and include SASE for reply.
- Orders less than $10 ($15 foreign) please add $1 handling.
- Prices are subject to change without notice.
- Any refunds will be by check, not credit vouchers.
- Terms. Check, money order, credit card. Net 30 days to rated firms, schools and government agencies.
- If we should be temporarily out of stock on an item, it will be placed on back order. If we cannot ship in 30 days, you will be notified of the expected shipping date and furnished with a postage paid card with which to cancel your order if desired.
- We pay surface shipping only in USA, Canada and Mexico.
- For premium shipping (first class, special handling, etc.) add extra. Excell will be refunded.
- Foreign orders (except Canada and Mexico) estimate and add shipping. Excess will be refunded.

Charge card telephone orders ($20 min.) will be accepted 9-5:30 P.M. except weekends. Telephone 995-9352. No collect calls please.

DIODES/ZENERS

1N914	100v	10mA	.05
1N4005	600v	1A	.08
1N4007	1000v	1A	.15
1N4148	75v	10mA	.05
1N4733	5.1v	1 W Zener	.25
1N753A	6.2v	500 mW Zener	.25
1N758A	10v	"	.25
1N759A	12v	"	.25
1N5243	13v	"	.25
1N5244B	14v	"	.25
1N5245B	15v	"	.25

SOCKETS/BRIDGES

8-pin	pcb	.20	ww	.35
14-pin	pcb	.20	ww	.40
16-pin	pcb	.20	ww	.40
18-pin	pcb	.25	ww	.75
22-pin	pcb	.35	ww	.95
24-pin	pcb	.35	ww	.95
28-pin	pcb	.45	ww	1.25
40-pin	pcb	.50	ww	1.25

Molex pins	.01	To-3 Sockets	.25
2 Amp Bridge		100-prv	.95
25 Amp Bridge		200-prv	1.95

TRANSISTORS, LEDS, etc.

2N2222	NPN (2N2222 Plastic .10)	.15
2N2907	PNP	.15
2N3906	PNP (Plastic - Unmarked)	.10
2N3904	NPN (Plastic - Unmarked)	.10
2N3054	NPN	.35
2N3055	NPN 15A 60v	.50
T1P125	PNP Darlington	.95
LED Green, Red, Clear, Yellow		.15
D.L.747	7 seg 5/8" High com-anode	1.95
MAN72	7 seg com-anode (Red)	1.25
MAN3610	7 seg com-anode (Orange)	1.25
MAN82A	7 seg com-anode (Yellow)	1.25
MAN74A	7 seg com-cathode (Red)	1.50
FND359	7 seg com-cathode (Red)	1.25

C MOS

4000	.15
4001	.15
4002	.20
4004	3.95
4006	.95
4007	.20
4008	.75
4009	.35
4010	.35
4011	.20
4012	.20
4013	.40
4014	.75
4015	.75
4016	.35
4017	.75
4018	.75
4019	.35
4020	.85
4021	.75
4022	.75
4023	.20
4024	.75
4025	.20
4026	1.95
4027	.35
4028	.75
4030	.35
4033	1.50
4034	2.45
4035	.75
4040	.75
4041	.69
4042	.65
4043	.50
4044	.65
4046	1.25
4049	.45
4050	.45
4066	.55
4069/74C04	.25
4071	.25
4081	.30
4082	.30
MC 14409	14.50
MC 14419	4.85
4511	.95
74C151	1.90

— T T L —

7400	.10
7401	.15
7402	.15
7403	.15
7404	.10
7405	.25
7406	.25
7407	.55
7408	.15
7409	.15
7410	.15
7411	.25
7412	.25
7413	.25
7414	.75
7416	.25
7417	.40
7420	.15
7426	.25
7427	.25
7430	.15
7432	.20
7437	.20
7438	.20
7440	.20
7441	1.15
7442	.45
7443	.45
7444	.45
7445	.65
7446	.70
7447	.70
7448	.50
7450	.25
7451	.25
7453	.20
7454	.25
7460	.40
7470	.45
7472	.40
7473	.25
7474	.30
7475	.35
7476	.40
7480	.55
7481	.75
7483	.75
7485	.55
7486	.25
7489	1.05
7490	.45
7491	.70
7492	.45
7493	.35
7494	.75
7495	.60
7496	.80
74100	1.15
74107	.25
74121	.35
74122	.55
74123	.35
74125	.45
74126	.35
74132	.75
74141	.90
74150	.85
74151	.65
74153	.75
74154	.95
74156	.70
74157	.65
74161	.55
74163	.85
74164	.60
74165	1.10
74166	1.25
74175	.80
74176	.85
74180	.55
74181	2.25
74182	.75
74190	1.25
74191	.95
74192	.75
74193	.85
74194	.95
74195	.95
74196	.95
74197	.95
74198	1.45
74221	1.00
74367	.75
75108A	.35
75491	.50
75492	.50
74H00	.15
74H01	.20
74H04	.20
74H05	.20
74H08	.35
74H10	.35
74H11	.25
74H15	.45
74H20	.25
74H21	.25
74H22	.40
74H30	.20
74H40	.25
74H50	.25
74H51	.25
74H52	.15
74H53J	.25
74H55	.20
74H72	.35
74H101	.75
74H103	.55
74H106	.95
74L00	.25
74L02	.20
74L03	.25
74L04	.30
74L10	.20
74L20	.35
74L30	.45
74L47	1.95
74L51	.45
74L55	.65
74L72	.45
74L73	.40
74L74	.45
74L75	.55
74L93	.55
74L123	.85
74S00	.35
74S02	.35
74S03	.25
74S04	.25
74S05	.35
74S08	.35
74S10	.35
74S11	.35
74S20	.25
74S40	.20
74S50	.20
74S51	.25
74S64	.15
74S74	.35
74S112	.60
74S114	.65
74S133	.40
74S140	.55
74S151	.30
74S153	.35
74S157	.75
74S158	.30
74S194	1.05
74S257 (8123)	1.05
74LS00	.20
74LS01	.20
74LS02	.20
74LS04	.20
74LS05	.25
74LS08	.25
74LS09	.25
74LS10	.25
74LS11	.25
74LS20	.20
74LS21	.25
74LS22	.25
74LS32	.25
74LS37	.25
74LS38	.35
74LS40	.30
74LS42	.65
74LS51	.35
74LS74	.35
74LS86	.35
74LS90	.55
74LS93	.55
74LS107	.40
74LS123	1.00
74LS151	.75
74LS153	.75
74LS157	.75
74LS164	1.00
74LS193	.95
74LS367	.75
74LS368	.65

9000 SERIES

9301	.85	95H03	1.10
9309	.35	9601	.20
9322	.65	9602	.45

LINEARS, REGULATORS, etc.

MCT2	.95
8038	3.95
LM201	.75
LM301	.45
LM308 (Mini)	.95
LM309H	.65
LM309K (340K-5)	.85
LM310	.85
LM311D (Mini)	.75
LM318 (Mini)	1.75
LM320K5(7905)	1.65
LM320K12	1.65
LM320T5	1.65
LM320T12	1.65
LM320T15	1.65
LM324N	1.25
LM339	.75
7805 (340T5)	.95
LM340T12	.95
LM340T15	.95
LM340T18	.95
LM340T24	.95
LM340K12	1.25
LM340K15	1.25
LM340K18	1.25
LM340K24	1.25
78L05	.75
78L12	.75
78L15	.75
78M05	.75
LM373	2.95
LM380 (8-14 PIN)	.95
LM709 (8, 14 PIN)	.25
LM711	.45
LM723	.40
LM725N	2.50
LM739	1.50
LM741 (8-14)	.25
LM747	1.10
LM1307	1.25
LM1458	.65
LM3900	.50
LM75451	.65
NE555	.35
NE556	.85
NE565	.95
NE566	1.25
NE567	.95

MICRO'S, RAMS, CPU'S, E-PROMS

74S188	3.00	8214	8.95
1702A	4.50	8224	3.25
MM5314	3.00	8228	6.00
MM5316	3.50	8251	8.50
2102-1	1.45	8255	8.50
2102L-1	1.75	8T13	1.50
2114	9.50	8T23	1.50
TR1602B	3.95	8T24	2.00
TMS 4044-	9.95	8T97	1.00
		2107B-4	4.95
8080	8.95	2708	9.50
8212	2.95	Z80 PIO	8.50

INTEGRATED CIRCUITS UNLIMITED

19

7889 Clairemont Mesa Boulevard, San Diego, California 92111

(714) 278-4394 *(Calif. Res.)*

All orders shipped prepaid — No minimum

Open accounts invited — COD orders accepted

Discounts available at OEM Quantities — California Residents add 6% Sales Tax

All IC's Prime/Guaranteed. All orders shipped same day received.

24 Hour Toll Free Phone 1-800-854-2211

American Express / BankAmericard / Visa / MasterCharge

SPECIAL DISCOUNTS

Total Order	Deduct
$35 - $99	10%
$100 - $300	15%
$301 - $1000	20%

SALE S·100 BUS EDGE CONNECTORS SALE

NLS MS-215 DUAL TRACE MINISCOPE $435.00

NLS

1¢ SALE

LM3A 3 dig 1% DC $134.00
LM3.5A 3½ dig .5% DC .... $ 158.50
LM40A 4 dig .1% DC..... $209.00
LM4A 4 dig .03% DC $250.00

- Rechargeable batteries and charger included
- Measures DC Volts, AC Volts, Ohms and Current
- Automatic polarity, decimal and overload indication
- Rechargeable batteries and charger
- Measures DC Volts, AC Volts, Ohms and Current
- Automatic polarity, decimal and overload indication
- No zero adjustment and no full-scale ohms adjust
- Battery-operated — NiCad batteries; also AC line operation.
- Large LED display for easy reading without interpolation
- Size: 1.9"H x 2.7"W x 4"D
  Parts & labor guaranteed 1 year
  Tilt stand option ..... $ 3.50
- Leather case $20.00

Purchase any of the LM series Meters and buy the LEATHER CASE for 1¢



NLS

$318.

MS-15 MINISCOPE *With Rechargeable Batteries & Charger Unit*

- 15 megahertz bandwidth.
- External and internal trigger.
- Time base — .1 microsec. to 0.5 Sec/div - 21 settings ±3%.
- Battery or line operation.
- Automatic & line sync modes.
- Power consumption < 15 watts.
- Vertical Gain — .01 to 50 V/div - 12 settings ±3%.
- Viewing area 1.1" x 1.35".
- Case size 2.7"H x 6.4"W x 7.5"D, 3 pounds.
- Parts & Labor guaranteed 1 year
- 10 to 1, 10 meg probe ..... $27.
- Leather carrying case ..... $45.

PROBE 1¢
PROBE 1¢ with the purchase of SCOPE and the MENTION of this MAGAZINE

NLS

● MS-215 Dual Trace Version of MS-15 $435.

SALE S-100 BUS EDGE CONNECTORS SALE

S100-WWG 50/100 Cont. .125 ctrs. 3 LEVEL WIRE WRAP .025" sq. posts on .250 spaced rows. GOLD plated.
1-4 $4.00 | 5-9 $3.75 | 10-24 $3.50

S100-STG 50/100 Cont. .125 ctrs. DIP SOLDER TAIL on .250 spaced rows for VECTOR and MASI motherboards GOLD plated.
1-4 $4.00 | 5-9 $3.75 | 10-24 $3.50

RG81G 50/100 Cont. .125 ctrs. DIP SOLDER TAIL on .140 spaced rows for ALTAIR motherboards. GOLD plated. $5.00

R681-3 50/100 Cont. .125 ctrs. PIERCED SOLDER EYELET tails. GOLD $7.35

Other Popular Edge Connectors

R644-G 22/44 Cont. .156 ctrs. PIERCED SOLDER EYELES tails. GOLD plated
1-4 $3.00 | 5-9 $2.75 | 10-24 $2.50

R644-3 22/44 Cont. .156 ctrs WIRE WRAP tails. GOLD $4.71

ATTN: OEM'S and Dealers, many other connectors available call or quotation.

3 LEVEL GOLD WIRE WRAP SOCKETS

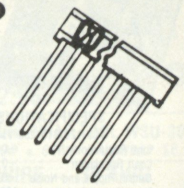

	1-24	25-49	50-99	100-249	250-999	1K-5K
8 pin*	.41	.38	.35	.31	.27	.23
14 pin*	.39	.38	.36	.32	.29	.27
16 pin*	.43	.42	.39	.35	.32	.30
18 pin	.63	.58	.54	.47	.42	.36
20 pin	.80	.75	.70	.63	.58	.53
22 pin*	.90	.85	.80	.70	.61	.57
24 pin	.90	.84	.78	.68	.63	.58
28 pin	1.10	1.00	.90	.84	.76	.71
40 pin	1.50	1.40	1.30	1.20	1.04	.89

Sockets purchased in multiples of 50 per type may be combined for best price.

All sockets are GOLD 3 level closed entry *End and side stacable. 2 level, Solder Tail, Low Profile, Tin Sockets and Dip Plugs available. CALL FOR QUOTATION

8803 MOTHER BOARD FOR S100 BUS MICRO-COMPUTERS

Vector

- Kit includes 12 tantalum capacitors for +5, +12. —12 buses and insulated mounting spacers.
- Wiring side shown. Component side bare epoxy glass with white markings for component locations.
- G10 epoxy glass board with 2 ounce copper, solder plated and .038 diameter holes for leads.
- Solder mask with solder windows on etched circuits to avoid accidental short circuits.
- Mounts 11 receptacles with 100 contacts (2 rows) on .125 centers with .250 row spacing. Vector part number R681-2, or mounts 10 receptacles plus interconnectors to smaller mother board for expansion.
- Includes etched circuits and instructions for option of active, pull-up, or floating terminations.
- Large buses: +5V and GND (10 AMPS), ± 12V or 16V (7 AMPS). Current ratings are per MIL-STD-275 with 10°C rise.
- Fits in Vector-pak enclosures.
- Fits in IMSAI 8080 microcomputer as expander board.



Price: $29.50

Vector



8800V

Universal Microcomputer/processor plugboard. use with S-100 bus. Complete with heat sink & hardware. 5.3" x 10" x 1/16"
1-4 $19.95 | 5-9 $17.95 | 10-24 $15.96

8801-1

Same as 8800V except plain; less power buses & heat sink.
1-4 $14.95 | 5-9 $13.46 | 10-24 $11.96

Plugboards

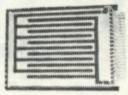

3682 9.6" x 4.5" $10.97
3682-2 6.5" x 4.5" $9.81

Hi-Density Dual-In-Line Plugboard for Wire Wrap with Power & Grd. Bus Epoxy Glass 1/16" 44 pin con. spaced .156

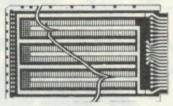

3677 9.6" x 4.5" $10.90
3677-2 6.5" x 4.5" $9.74

Gen. Purpose D.I.P. Boards with Bus Pattern for Solder or Wire Wrap. Epoxy Glass 1/16" 44 pin con. spaced .156



3662 6.5" x 4.5" $7.65
3662-2 9.6" x 4.5" $11.45

P pattern plugboards for IC's Epoxy Glass 1/16" 44 pin con. spaced .156



3690-12 CARD EXTENDER

Card Extender has 100 contacts-50 per side on .125 centers-Attached connector-is compatible with S-100 Bus Systems..... $25.00
3690 6.5" 22/44 pin .158 ctrs. Extenders $12.00

1/16 Vector BOARD
.042 dia holes on 0.1 spacing for IC's

Phenolic

PART NO.	SIZE	PRICE 1 - 9	10 - 19
64P44XXXP	4.5x6.5"	$1.49	1.34
169P44XXXP	4.5x17"	$3.51	3.16

Epoxy Glass

64P44	4.5x6.5"	$1.70	1.53
84P44	4.5x8.5"	$2.10	1.89
169P44	4.5x17"	$4.30	3.87
169P84	8.5x17"	$7.65	6.89

SLIT-N-WRAP

Wraps insulated wire on .025" square posts
FOUR TIMES FASTER than regular manual wrap-post tools

$24.50

P180 with two 100' spools of 28 ga. wire

P160-4T Includes charger, wire $75.00

Vector

NO PRE-STRIPPING
NO PRE-CUTTING*
SPOOL-FED WIRE*

*The spooled wire passes through the tool past a slitting edge next to the wrap post. A narrow longitudinal cut is made in the insulation where it presses the square post corner. The bared copper is indented by the sharp edge. (7 turns = 28 contacts)
Insulation is slit where wrapped but not between terminal posts when led straight out of the tool

"Daisy-chain" runs Reliable and easy to use Manual or power operation

SLIT-N-WRAP WIRE NO. 28 GAGE INSULATED WIRE, 100' SPOOLS $2.75 Package
W28-2-A-Pkg. 3. Green W28-2-C-Pkg. 3. Clear
W28-2-B-Pkg. 3. Red W28-2-D-Pkg. 3. Blue

2708 8K 450 ns EPROM FACTORY PRIME

$ 9.00 EA. 25 + *Call For Price*

14 & 16 PIN GOLD 3 LEVEL WIRE WRAP SOCKETS

14 - G3 100 for $30.00
16-G3 100 for $30.00
50 of each for $32.00

Sockets are End & Side stackable, closed entry

LIQUID CRYSTAL DIGITAL CLOCK-CALENDAR



- For Auto, Home, Office
- Small in size (2x2⅛x½)
- Push button for seconds release for date.
- Clocks mount anywhere with either 3M double-sided tape or VELCRO, included.
- 2 MODELS AVAILABLE:
  LCD-101, portable model runs on self-contained batteries for better than a year.
  LCD-102, runs on 12 Volt system and is back lighted.
- LCD-101 or LCD-102 your choice ..... $34.95 ea.
- Clear desk stand for $2.00

LEDU MG 10A List $72.

Perfectly balanced, fluorescent lighting with precision magnifier lens. For prof'l, techn'l & hobbist. Has die cast protective shade, inst. start 3 diopter lens. 42" reach.

$44.95 with T-9 fluorescent lamp (required) $4€.95
colors: Gray or Black
Chocolate Brown
2 choices please

$44.95 SPECIAL

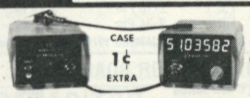

SC-5 With Rechargeable Batteries & Charger Unit $98

FM-7 With Rechargeable Batteries & Charger Unit $215

Features Include: • By using the new NLS SC-5 Prescaler, the range of the FM-7 Frequency Meter, which is 10 Hz to 60 MHz, may be extended to 512 MHz (the upper VHF & UHF frequency bands). • The FM-7 utilizes an LED readout, providing 7-digit resolution. • The FM-7 can be calibrated to an accuracy of 0.00001%. • The SC-5 is accurate to one part per million. • Each unit has 30 millivolts sensitivity, is battery powered and has a charger unit included. • Dimensions of each are 1.9" H x 2.7" W x 3.9" D. • The units may be obtained separately or as a "Frequency Duo." • Parts & Labor guaranteed 1 year.
Tilt stand option ..... $ 3.50
Leather case $20.00

MICRO-KLIP
for .042 dia. holes
(all boards on this page)
T42-1 pkg. 100 $ 1.50
T42-1 pkg. 1000 ..... $11.00
P-149 hand installing tool ..... $ 2.03

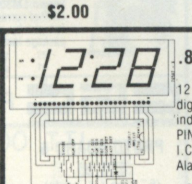

.8" LED ALARM CLOCK

12 hr. LED Alarm Clock uses 3½ digit .8" LED Display with AM/PM indicators and colons. Direct drive, PIN to PIN interface with ~~$19.98~~ A I.C. Just add switches, AC Supply. Alarm. Display and I.C. only.

$7.95 or 2/$15.00

1

Price Breakthrough! $17.50



MA1003 CAR CLOCK

Bright Green Fluorescent Display Crystal Time Base Assembled, just add switches and 12 VDC.

SPECIAL

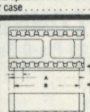

14CS2 100 for $14.00
16CS2 100 for $16.00
14 pin CS2 10 for $2.00
16 pin CS2 8 for $2.00

These low cost DIP sockets will accept both standard width plugs and chips.
For use with chips, the sockets offer a low profile height of only .125" above the board. These sockets are end stackable.

Vector

WRAP POST
for .042 dia. holes
(all boards on this page)
T-44 pkg. 100 .. $ 2.28
T-44 pkg. 1000..... $14.00
A-13 hand installing tool ..... $ 2.80

PRIORITY ONE ELECTRONICS © P21

10031C Woodley Ave. Sepulveda CA. 91343

Terms: VISA, MC, BAC, check, Money Order, C.O.D., U.S. Funds Only. CA residents add 6% sales tax. Minimum order $10.00. Orders less than $75.00 include 10% shipping and handling; excess refunded. Just in case . . . please include your phone no. **"Sorry, no over the counter sales"**

GOOD THRU NOVEMBER 1978

Send for our latest brochure.

phone orders welcome (213) 893-8202

OEM and Institutional inquiries invited.

24 PIN DIP PLUGS WITH COVERS

3 / $1.00
40 / $10.00

SALE S·100 BUS EDGE CONNECTORS SALE



ELPAC POWER SUPPLIES

Completely Assembled

SPECIFICATIONS:

105-125/210-250 Vac, 47-440 Hz input:

Line Regulation	±0.1%
Load Regulation	±0.1%no-load to rated-load
Output Ripple and Noise	±0.1%p-p,dc to 10 MHz
Input/Output Isolation	100 megohm dc, 900 Vac
Short Circuit Current	35% rated current

PART NO.	RATINGS WATTS	VOLTS	AMPS	PRICE
SOLV15-5*	15	5	3	$39.95
SOLV15-12*	18	12	1.5	39.95
SOLV30-5	30	5	6	59.95
SOLV30-12	48	12	4	59.95
OVP1	over voltage protection for SOLV30-5,-12			9.95

*SOLV15-5, 12 includes OVP installed

SUP 'R' MOD II

UHF Channel 33 TV Interface Unit Kit

- Wide Band B/W or Color System
- Converts TV to Video Display for home computers, CCTV camera, Apple II, works with Cromeco Dazzler, SOL-20, IRS-80, Challenger, etc.
- MOD II is pretuned to Channel 33 (UHF).
- Includes coaxial cable and antenna transformer.

MOD II $29.95 Kit

CRYSTALS

THESE FREQUENCIES ONLY

PART NO.	FREQUENCY	CASE	PRICE
CY1A	1.000MHz	HC33	5.95
CY1.84	1.8432MHz	HC33	5.95
CY2A	2.000MHz	HC33	5.95
CY2.01	2.010MHz	HC33	1.95
CY2.50	2.500MHz	HC33	4.95
CY3.27	3.2768MHz	HC33	4.95
CY3.57	3.579545MHz	HC33	4.95
CY3A	4.000MHz	HC18	4.95
CY4.91	4.916MHz	HC18	4.95
CY7A	5.000MHz	HC18	4.95
CY5.18	5.185MHz	HC18	4.95
CY6.14	6.144MHz	HC18	4.95
CY6.40	6.400MHz	HC18	4.95
CY6.55	6.5536MHz	HC18	4.95
CY12A	10.000MHz	HC18	4.95
CY14A	14.31818MHz	HC18	4.95
CY19A	18.000MHz	HC18	4.95
CY18.43	18.432MHz	HC18	4.95
CY22A	20.000MHz	HC18	4.95
CY30A	32.000MHz	HC18	4.95

Custom Cables & Jumpers



DB 25 Series Cables

Part No.	Cable Length	Connectors	Price
DB25P-4-P	4 Ft.	2-DP25P	$15.95 ea.
DB25P-4-S	4 Ft.	1-DP25P/1-25S	$16.95 ea.
DB25S-4-S	4 ft.	2-DP25S	$17.95 ea.

Dipped Jumpers Plugs

DJ14-1	1 ft.	1-14 Pin	$1.59 ea.
DJ16-1	1 ft.	1-16 Pin	1.79 ea.
DJ24-1	1 ft.	1-24 Pin	2.79 ea.
DJ14-1-14	1 ft.	2-14 Pin	2.79 ea.
DJ16-1-16	1 ft.	2-16 Pin	3.19 ea.
DJ24-1-16	1 ft.	2-24 Pin	4.95 ea.

For Custom Cables & Jumpers, See JAMECO 1979 Catalog for Pricing

1/16 VECTOR BOARD

	0.1" Hole Spacing Part No.	P-Pattern L	P-Pattern W	Price 1-9	Price 10 up
PHENOLIC	64P44 062XXXP	4.50	6.50	1.72	1.54
	169P44 062XXXP	4.50	17.00	3.69	3.32
EPOXY GLASS	64P44 062WE	4.50	6.50	2.07	1.86
	84P44 062WE	4.50	8.50	2.56	2.31
	169P44 062WE	4.50	17.00	5.04	4.53
	169P84 062WE	8.50	17.00	9.23	8.26
EPOXY GLASS COPPER CLAD	169P44 062WEC1	4.50	17.00	6.80	6.12

CONNECTORS

25 Pin-D Subminiature

DB25P(as pictured)	PLUG	$2.95
DB25S	SOCKET	3.50
DB51226-1	Cable Cover for DB25 P or S	1.75

MOLEX CONNECTOR PINS

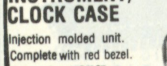

M-530-1 $1.95/100 pins (minimum order) $16.00/1000 pins

Pre-packaged in strips

INSTRUMENT/ CLOCK CASE



Injection molded unit. Complete with red bezel. 4½" x 4" x 1-9/16".

$3.49

MICROPROCESSOR COMPONENTS

CDP 1802	CPU	$19.95	Z80(780C)	CPU	$19.95
P8085	CPU	19.95	Z80A(708-1)	CPU	24.95
8080A	CPU	9.95	2650	MPU	26.50
8212	8-Bit Input/Output	3.25	MC6800	MPU	14.95
8214	Priority Interrupt Control	5.95	MC6810API	128 x 8 Static Ram	5.95
8216	Bi-Directional Bus Driver	3.49	MC6821	Periph.Interface Adapter(6820)	7.49
8224	Clock Generator/Driver	3.95	MC6830L8	1024 x 8 Bit ROM(68A30)	14.95
8228	System Controller/BusDriver	5.95	MC6850	Asychronous Comm Adapter	7.95
8251	Prog. Comm. Interface	7.95	MC6852	Syn. Serial Data Adapter	9.95
8253	Prog. Interval Timer	14.95	MC6880	(MC8T26) Quad Tri State Bus Trans.	2.25
8255	Prog. Periph. Interface	9.95	MC6802	MPU w/Clock & Ram	24.95
8257	Prog. DMA Control	19.95			

RAM'S

1101	256 x 1 Static	$ 1.49	
1103	1024 x 1 Dynamic	.99	
2101(8101)	256 x 4 Static	3.95	
2102	1024 x 1 Static	1.75	
2107/5280	4096 x 1 Dynamic	4.95	
2111(8111)	256 x 4 Static	3.95	
2112	256 x 4 Static	4.95	
2114	1024 x 4 Static 450ns	9.95	
2114L	1024 x 4 Static 450ns Low Power	10.95	
2114-3	1024 x 4 Static 300ns	10.95	
2114L-3	1024 x 4 Static 300ns Low Power	11.95	
7489	16 x 4 Static	1.75	
8599	16 x 4 Static	3.49	
21L02	1024 x 1 Static	1.95	
74S200	256 x 1 Static	4.95	
93421	256 x 1 Static	2.95	
MM5262	2K x 1 Dynamic	3/1.00	
MK4027 (UPD414)	4K DYNAMIC 16 PIN	4.95	
MK4116 (UPD416)	16K DYNAMIC 16 PIN	14.95	
TMS4044-45NL	4K STATIC	14.95	

ROM'S

2513(2140)	Character Generator (upper case)	$ 9.95
2513(3021)	Character Generator (lower case)	9.95
2516	Character Generator	10.95
MM5230N	2048 Bit Read Only Memory	1.95

USER MANUALS

1802M	CDP1802 Manual	$ 7.50
Z80M	Z80 Manual	7.50
2650M	2650 Manual	5.00

PROMS

1702A	2048 x 1 Famous	$ 5.95
5203	2048 x 1 Famous	14.95
82S23	32 x 8 Open C	3.95
82S115	4096 x 1 Bipolar	19.95
82S123	32 x 8 Tristate	3.95
74S287	1024 x 1 Static	2.95
TMS2532	32K EPROM	99.95
2708	8K EPROM	10.95
2716 T.I.	16K EPROM	29.95
2716 Intel (2516 T.I.)	16K EPROM	49.95
6301-1	1024 x 1 Tri-State Bipolar	3.49
6330-1	256 x 1 Open C Bipolar	2.95

SHIFT REGISTERS

MM5016H	500/512 Bit Dynamic	.89
2504T	1024 Dynamic	3.95
2518	Hex 32 Bit Static	4.95
2522	Dual 132 Bit Static	2.95
2524	512 Dynamic	.99
2525	1024 Dynamic	2.95
2527	Dual 256 Bit Static	2.95
2528	Dual 250 Static	4.00
2529	Dual 240 Bit Static	4.00
2532	Quad 80 Bit Static	2.95
2533	1024 Static	2.95
3341	Fifo	6.95
74LS670	4 x 4 Register	1.95

UART'S

AY-5-1013	30K BAUD	$ 5.95

SPECIAL REQUESTED ITEMS

TELEPHONE KEYBOARD CHIPS

AY-5-9100	$14.95
AY-5-9200	14.95
AY-5-9500	4.95
AY-5-2376	14.95
HD0165	7.95
74C922	9.95

ICM CHIPS

ICM7045	$24.95
ICM7205	19.95
ICM7207	7.50
ICM7208	19.95
ICM7209	6.95

TV GAME CHIP SET

AY-3-8500-1 Chip and 2.010 MH2 Crystal **$7.95**

NMOS READ ONLY MEMORIES

MCM6571	$13.50
MCM6574	13.50
MCM6575	13.50

MISCELLANEOUS

11C90	$19.95	MK40240	$17.50
MC3061P	11.95	DS0026CH	3.75
MC1408L7	4.95	TIL308	10.20
MC1408L8	5.75	95H90	11.95
LD110/111	$25.00/set		
MC4016(74416)	7.50		
4N33	3.95		

The Sinclair PDM35. A personal digital multimeter for only $59.95

A digital multimeter used to mean an expensive, bulky piece of equipment.

The Sinclair PDM35 changes that. It's got all the functions and features you want in a digital multimeter, yet they're neatly packaged in a rugged but light pocket-size case, ready to go anywhere.

Now everyone can afford to own a digital multimeter

The Sinclair PDM35 is supplied completely assembled with test leads and prods, protective wallet and Operator's Manual.

The Sinclair PDM35 is tailor-made for anyone who needs to make rapid measurements. Development engineers, field service engineers, lab technicians, computer specialists, radio and electronic hobbyists will find it ideal.

Technical specification

DC Volts (4 ranges)
Range: 1 mV to 1000 V.
Accuracy of reading 1.0% ± 1 count.
Note: 10 MΩ input impedance.

AC Volts (40 Hz-5 kHz)
Range: 1 V to 500 V.
Accuracy of reading: 1.0% ± 2 counts.

DC Current (6 ranges)
Range: 1 nA to 200 mA.
Accuracy of reading: 1.0% ± 1 count.
Note: Max. resolution 0.1 nA.

Resistance (5 ranges)
Range: 1Ω to 20 MΩ.
Accuracy of reading: 1.5% ± 1 count.
Also provides 5 junction-test ranges.

Dimensions: 6 in x 3 in x 1½ in.
Weight: 6½ oz.
Power supply: 9 V battery or Sinclair AC adapter (Battery not incl.)
Sockets: Standard 4 mm for resilient plugs.
Options: AC adapter for 117 V 60 Hz power. De-luxe padded carrying wallet.

PART NO.	DESCRIPTION	PRICE
PDM35	Digital Multimeter (Completely Assembled)	$59.95
PDM-AC	117volt AC Adapter	6.95
PDM-DP	Deluxe padded carrying case	6.95

B&K PRECISION 3½-Digit Portable DMM

- Overload Protected
- 3" high LED Display
- Battery or AC operation
- Auto Zeroing
- 1mv, 1Va, 0.1 ohm resolution
- Overange reading
- 10 meg input impendence
- DC Accuracy 1% typical

Ranges: DC Voltage - 0-1000V/ AC Voltage 0-1000V
Freq Response: 50-400 HZ
DC/AC Current: 0-100mA
Resistance: 0-10 meg ohm
Size: 6.4" x 4.4" x 2"

Model 2800 $99.95

Comes with test leads, operating manual and spare fuse.

Accessories:

AC Adapter BC-28	**$9.00**
Rechargeable Batteries BP-26	**20.00**
Carrying Case LC-28	**7.50**

CSC 100 MHz 8-Digit Counter

- 20 Hz-100 MHz Range
- 6" LED Display
- Crystal-controlled timebase
- Fully Automatic
- Portable — completely self-contained
- Size — 1.75" x 7.38" x 5.63"
- Four power souces, i.e. batteries, 110 or 220V with charger 12V with auto lighter adapter and external 7.2-10V power supply

MAX-100 $134.95

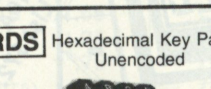

ACCESSORIES FOR MAX 100:

Mobile Charger Eliminator use power from car battery	**Model 100 — CLA $3.95**
Charger/Eliminator use 110 V AC	**Model 100 — CAI $9.95**

KEYBOARDS

63-Key Unencoded

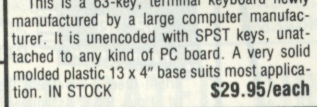

This is a 63-key, terminal keyboard newly manufactured by a large computer manufacturer. It is unencoded with SPST keys, unattached to any kind of PC board. A very solid molded plastic 13 x 4" base suits most application. IN STOCK **$29.95/each**

Hexadecimal Key Pad Unencoded

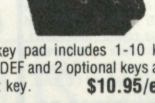

19-key pad includes 1-10 keys, ABCDEF and 2 optional keys and a shift key. **$10.95/each**

$5.00 Minimum Order — U.S. Funds Only
California Residents — Add 6% Sales Tax

Spec Sheets — 25¢
1979 A Catalog Available—Send 41¢ stamp

NEW 1979 Catalog

Jameco ELECTRONICS
a division of JAMES ELECTRONICS of California

PHONE ORDERS WELCOME (415) 592-8097

MAIL ORDER ELECTRONICS — WORLDWIDE
1021 HOWARD AVENUE, SAN CARLOS, CA 94070
Advertised Prices Good Thru November

The Incredible "Pennywhistle 103"

$139.95 Kit Only

The Pennywhistle 103 is capable of recording data to and from audio tape without critical speed requirements for the recorder and it is able to communicate directly with another modern and terminal for telephone "hamming" and communications. In addition, it is free of critical adjustments and is built with non-precision, readily available parts.

Data Transmission Method	Frequency-Shift Keying, full-duplex (half-duplex selectable).
Maximum Data Rate	300 Baud.
Data Format	Asynchronous Serial (return to mark level required between each character).
Receive Channel Frequencies	2025 Hz for space; 2225 Hz for mark.
Transmit Channel Frequencies	Switch selectable: Low (normal) = 1070 space, 1270 mark; High = 025 space, 2225 mark.
Receive Sensitivity	–46 dbm acoustically coupled.
Transmit Level	–15 dbm nominal. Adjustable from –6 dbm to –20 dbm.
Receive Frequency Tolerance	Frequency reference automatically adjusts to allow for operation between 1800 Hz and 2400 Hz.
Digital Data Interface	EIA RS-232C or 20 mA current loop (receiver is optoisolated and non-polar).
Power Requirements	120 VAC, single phase, 10 Watts.
Physical	All components mount on a single 5" by 9" printed circuit board. All components included.

Requires a VOM, Audio Oscillator, Frequency Counter and/or Oscilloscope to align.

The Original the 3rd Hand

$9.95 each

- *Leaves two hands free for working
- Clamps on edge of bench, table or work bench
- Position board on angle or flat position for soldering or clipping
- Sturdy, aluminum construction for hobbyist, manufacturer or school rooms

TRS-80 16K Conversion Kit

Expand your 4K TRS-80 System to 16K. Kit comes complete with:

* 8 each UPD416 (16K Dynamic Rams)
* Documentation for conversion

TRS-16K $115.00

Special Offer - Order both your TRS-16K and the Sup'R' MOD II Interface kit together (retail value $144.95) **for only $139.95**

iMK 3½ DIGIT DPM KIT

- New Bipolar Unit
- Auto Zeroing
- .5" LED
- Auto Polarity
- Low Power
- Single IC Unit

Model KB500 DPM Kit $49.00
Model KB503 5V Power Kit $17.50

JE701 Clock Kit

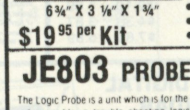

6¾" X 3 ⅛" X 1¾"

$19.95 per Kit

- 6 Digit, .300 Height Common Cathode Display
- Uses MM5314 Clock Chip
- Push Button Switches for setting Hours, Minutes & Hold.
- Easily Viewable to 20 Feet
- Simulated Walnut Case
- 115 VAC Operation
- 12 or 24 Hour Format
- Includes all Components & Case

JE803 PROBE

The Logic Probe is a unit which is for the most part, indespensible in trouble shooting logic families TTL DTL RTL CMOS. It derives the power it needs to operate directly off of the circuit under test, drawing a scant 10 mA max. It uses a MAN3 readout to indicate any of the following states by these symbols: (H) - 1 (LOW) - 0 (PULSE) - P. The Probe can detect high frequency pulses to 45 MHz. It can't be used at MOS levels or circuit damage will result.



$9.95 Per Kit

printed circuit board

T_2L 5V 0.5A Supply



This is standard TTL power supply using the well known LM309K regulator IC to provide a solid 0.5 AMP of current at 5 volts. We try to make things easy for you by providing everything you need in one package including the hardware for only.

JE225 $9.95 Per Kit

CSC PROTO BOARDS

PROTO BOARD 6
$15.95
(6" long X 4" wide)

PB100 - 4.5" x 6"	$ 19.95
PB101 - 5.8" x 4.5"	22.95
PB102 - 7" x 4.5"	26.95
PB103 - 9" x 6"	44.95
PB104 - 9.5" x 8"	54.95
PB203 - 9.75 x 6½ x 2¾	75.00
PB203A - 9.75 x 6½ x 2¾ (includes power supply)	124.95



PROTO CLIPS

14 PIN	$4.50
16 PIN	4.75
24 PIN	8.50
40 PIN	13.75

7400 TTL

SN7400N	.16	SN7470N	.29		
SN7401N	.18	SN7472N	.29		
SN7402N	.18	SN7473N	.35	SN74160N	.89
SN7403N	.18	SN7474N	.35	SN74161N	.89
SN7404N	.18	SN7475N	.49	SN74162N	1.95
SN7405N	.20	SN7476N	.35	SN74163N	.89
SN7406N	.29	SN7479N	5.00	SN74164N	.89
SN7407N	.29	SN7480N	.50	SN74165N	.89
SN7408N	.20	SN7482N	.99	SN74166N	1.25
SN7409N	.20	SN7483N	.59	SN74167N	1.95
SN7410N	.18	SN7485N	.79	SN74170N	1.59
SN7411N	.25	SN7486N	.35	SN74172N	6.00
SN7412N	.25	SN7489N	1.75	SN74173N	1.25
SN7413N	.49	SN7490N	.45	SN74174N	.89
SN7414N	.70	SN7491N	.59	SN74175N	.79
SN7416N	.25	SN7492N	.43	SN74176N	.79
SN7417N	.25	SN7493N	.43	SN74177N	.79
SN7420N	.20	SN7494N	.65	SN74179N	1.95
SN7421N	.29	SN7495N	.65	SN74180N	.79
SN7422N	.39	SN7496N	.65	SN74181N	1.95
SN7423N	.25	SN7497N	3.00	SN74182N	.79
SN7425N	.29	SN74100N	.89	SN74184N	1.95
SN7426N	.29	SN74109N	.59	SN74185N	1.95
SN7427N	.25	SN74116N	1.95	SN74186N	9.95
SN7429N	.39	SN74121N	.35	SN74188N	3.95
SN7430N	.20	SN74122N	.39	SN74190N	1.25
SN7432N	.25	SN74123N	.49	SN74191N	1.25
SN7437N	.25	SN74125N	.49	SN74192N	.79
SN7438N	.25	SN74126N	.49	SN74193N	.79
SN7439N	.25	SN74132N	.75	SN74194N	.89
SN7440N	.20	SN74136N	.75	SN74195N	.69
SN7441N	.89	SN74141N	.79	SN74196N	.89
SN7442N	.49	SN74142N	2.95	SN74197N	.89
SN7443N	.75	SN74143N	2.95	SN74198N	1.49
SN7444N	.75	SN74144N	2.95	SN74199N	1.49
SN7445N	.75	SN74145N	.79	SN74S200	4.95
SN7446N	.69	SN74147N	1.95	SN74251N	1.79
SN7447N	.59	SN74148N	1.29	SN74279N	.79
SN7448N	.79	SN74150N	.89	SN74283N	2.25
SN7450N	.20	SN74151N	.59	SN74284N	3.95
SN7451N	.20	SN74152N	.59	SN74285N	3.95
SN7453N	.20	SN74153N	.59	SN74365N	.69
SN7454N	.20	SN74154N	.99	SN74366N	.69
SN7459A	.25	SN74155N	.79	SN74367N	.69
SN7460N	.20	SN74156N	.79	SN74368N	.69
		SN74157N	.65	SN74390N	1.95
				SN74393N	1.95

20% Discount 100 pcs combined order 25% -1000 pcs combined order.

C/MOS

CD4000	.23			CD4070	.55
CD4001	.23			CD4071	.23
CD4002	.23	CD4028	.89	CD4072	.49
CD4006	1.19	CD4029	1.19	CD4076	1.39
CD4007	.25	CD4030	.49	CD4081	.23
CD4009	.49	CD4035	.99	CD4082	.23
CD4010	.49	CD4040	1.19	CD4093	.99
CD4011	.23	CD4041	1.25	CD4098	2.49
CD4012	.25	CD4042	.99	MC14409	14.95
CD4013	.39	CD4043	.89	MC14410	14.95
CD4014	1.39	CD4044	.89	MC14411	14.95
CD4015	1.19	CD4046	1.79	MC14419	4.95
CD4016	.49	CD4047	2.50	MC14433	19.95
CD4017	1.19	CD4048	1.35	MC14506	.75
CD4018	.99	CD4049	.49	MC14507	.99
CD4019	.49	CD4050	.49	MC14562	14.50
CD4020	1.19	CD4051	1.19	MC14583	3.50
CD4021	1.39	CD4053	1.19	CD4508	3.95
CD4022	1.19	CD4056	2.95	CD4510	1.39
CD4023	.23	CD4059	9.95	CD4511	1.29
CD4024	.79	CD4060	1.49	CD4515	2.95
CD4025	.23	CD4066	.79	CD4518	1.29
CD4026	2.25	CD4068	.39	CD4520	1.29
CD4027	.69	CD4069	.45	CD4566	2.25

74C00

74C00	.39			74C163	3.00
74C02	.55	74C85	3.95	74C164	3.25
74C04	.75	74C90	3.00	74C173	2.60
74C08	.75	74C93	2.00	74C192	3.49
74C10	.65	74C95	2.00	74C193	2.75
74C14	3.00	74C107	1.25	74C195	2.75
74C20	.65	74C151	2.90	74C922	9.95
74C30	.65	74C154	3.00	74C923	8.95
74C42	2.15	74C157	2.15	74C925	14.95
74C48	4.75	74C160	3.25	74C926	11.95
74C73	1.50	74C161	3.25	80C95	1.50
74C74	1.15			80C97	1.50

LINEAR

78MG	1.75				
LM300H	.80	LM340T-6	1.25	LM741CN/H	.35
LM301CN/H	.35	LM340T-8	1.25	LM741-14N	.39
LM302H	.75	LM340T-12	1.25	LM747N/H	.79
LM304H	1.00	LM340T-15	1.25	LM748N/H	.39
LM305H	.60	LM340T-18	1.25	LM1303N	.90
LM307CN/H	.35	LM340T-24	1.25	LM1304N	1.19
LM308CN/H	1.00	LM350N	1.00	LM1305N	1.40
LM309H	1.10	LM351CN	.65	LM1307N	.85
LM309K	1.25	LM370N	1.15	LM1310N	2.95
LM310CN	1.15	LM373N	3.25	LM1351N	1.65
LM311N/H	.90	LM377N	4.00	LM1414N	1.75
LM312H	2.00	LM380N	1.25	LM1458CN/H	.59
LM317K	6.50	LM380CN	.99	MC1488N	1.95
LM318CN/H	1.50	LM381N	1.79	MC1489N	1.95
LM319N	1.30	LM382N	1.79	LM1496N	.95
LM320K-5	1.35	NE501N	8.00	LM1556V	1.75
LM320K-5.2	1.35	NE510A	6.00	MC1741SCP	3.00
LM320K-12	1.35	NE529A	4.95	LM2901N	2.95
LM320K-15	1.35	NE531H/V	3.95	LM3053N	1.50
LM320K-18	1.35	NE536T	6.00	LM3065N	.69
LM320K-24	1.35	NE540L	6.00	LM3900N(3401)	.49
LM320T-5	1.25	NE544N	4.95	LM3905N	.89
LM320T-5.2	1.25	NE550N	1.30	LM3909N	1.25
LM320T-8	1.25	NE555V	.39	MC5558V	.59
LM320T-12	1.25	NE556N	.99	LM7525N	.90
LM320T-15	1.25	NE560B	5.00	LM7534N	.75
LM320T-18	1.25	NE561B	5.00	8038B	4.95
LM320T-24	1.25	NE562B	5.00	LM75450N	.50
LM323K-5	5.95	NE565N/H	1.25	75451CN	.39
LM324N	1.80	NE566CN	1.75	75452CN	.39
LM339N	.99	NE567V/H	.99	75453CN	.39
LM340K-5	1.35	NE570N	10.50	75454CN	.39
LM340K-6	1.35	LM703CN/H	.45	75491CN	.79
LM340K-8	1.35	LM709N/H	.29	75492CN	.89
LM340K-12	1.35	LM710N	.79	75494CN	.89
LM340K-15	1.35	LM711N	.39	RC4136	1.25
LM340K-18	1.35	LM723N/H	.55	RC4151	5.95
LM340K-24	1.35	LM733N	1.00	RC4194	5.95
LM340T-5	1.25	LM739N	1.19	RC4195	4.49

74LS00 TTL

74LS00	.23			74LS139	.69
74LS01	.23			74LS151	.69
74LS02	.23	74LS51	.23	74LS155	.69
74LS03	.23	74LS54	.23	74LS157	.69
74LS04	.29	74LS55	.23	74LS160	.89
74LS05	.29	74LS73	.35	74LS161	.89
74LS08	.23	74LS74	.35	74LS162	.89
74LS09	.29	74LS75	.49	74LS163	.89
74LS10	.23	74LS76	.35	74LS164	.99
74LS13	.49	74LS83	.75	74LS175	.79
74LS14	.99	74LS85	.99	74LS181	2.49
74LS15	.29	74LS86	.35	74LS190	.89
74LS20	.23	74LS90	.49	74LS191	.89
74LS21	.29	74LS92	.59	74LS192	.89
74LS22	.29	74LS93	.59	74LS193	.89
74LS26	.29	74LS95	.79	74LS194	.89
74LS27	.29	74LS96	.89	74LS195	.89
74LS28	.29	74LS107	.35	74LS253	.79
74LS30	.23	74LS109	.35	74LS257	.69
74LS32	.29	74LS112	.35	74LS260	.55
74LS37	.35	74LS123	.99	74LS279	.59
74LS40	.29	74LS132	.79	74LS367	.59
74LS42	.69	74LS136	.39	74LS368	.59
74LS47	.69	74LS138	.69	74LS670	1.95

BUGBOOK®

Continuing Education Series

THE 555 TIMER APPLICATIONS SOURCEBOOK WITH EXPERIMENTS — $6.95
by Howard M. Berlin W3HB

This book shows you what the 555 timer is and how to use it. Included are over 100 various design techniques, equations and graphs to create "ready-to-go" timers, generators, power supplies, measurement and control circuits, party games, circuits for the home and automobile, photography, music and Amateur Radio.

INSTRUCTOR'S MANUAL — $3.00
Necessary for instruction of Bugbook I and II. Answers questions regarding experiments, suggestions for further reading, philosophy of authors approach to digital electronics. A must for self-teaching individuals.

OP AMP MANUAL by Howard M. Berlin W3HB — $9.00
An experiment guide to application of operational amplifiers. Over 25 experiments on all phases of Op Amps.

DBUG — $5.00
8080 interpretive debugger. A program for entering, debugging and storing assembly language programs.

COMPLETE MANUAL FOR DIGITAL CLOCKS by John Weiss and John Brooks — $3.95
Familiarizes technician or hobbyist with basic theories behind digital clocks. Includes trouble shooting guides, basic characteristics of clocks, soldering techniques, clock component data sheets and construction tips.

BUGBOOKS I and II by Peter R. Rony, David G. Larsen, WB4HYJ — $17.00 per set
Sold as a set these two books outline over 90 experiments designed to teach the reader all he will need to know about TTL logic chips to use them in conjunction with microprocessor systems. You'll learn about the basic concepts of digital electronics including gates, flip-flops, latches, buses, decoders, multiplexers, demultiplexers, LED displays, RAM's, ROM's, and much, much more.

BUGBOOK IIa by Peter R. Rony, David G. Larsen, WB4HYJ — $5.00
This volume will introduce you to the fabulous UART chip — that all important interface between data terminals, etc., and your microcomputer. It also covers current loops, and the RS 232C interface standard. Particularly recommended for any RTTY enthusiast.

BUGBOOK III by Peter R. Rony, David G. Larsen, WB4HYJ, Jonathan A. Titus — $15.00
Here is the book that puts it all together. Besides having much valuable text there are a series of experiments in which the reader completely explores the 8080 chip pin by pin and introduces you to the Mark 80 microcomputer, a unique easily interfaced system. It is recommended that you have the background on the BUGBOOKS I & II before proceeding with BUGBOOK III.

BUGBOOK V and VI by David G. Larsen, Peter R. Rony, Jonathan A. Titus — $19.00 per set
Experiments in digital electronics, 8080A microcomputer programming and 8080A microcomputer interfacing. An integrated approach to self-instructed basic digital electronics, breadboarding and 8080A interfacing/programming. Bugbook VI integrates the digital concepts of Bugbook V into a treatment of 8080A microcomputer programming and interfacing. Detail & laboratory experiments included with each book.

CMOS-M — DESIGNERS PRIMER AND HANDBOOK New expanded version — $8.50
Starts at basic structure of CMOS devices through integration into MSI.

DISCRETE LEDS

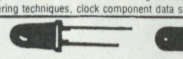

.125" dia.

XC209	Red	5/$1
XC209	Green	4/$1
XC209	Yellow	4/$1

.190" dia.

XC111	Red	5/$1
XC111	Green	4/$1
XC111	Yellow	4/$1
XC111	Clear	4/$1

.200" dia

XC22	Red	5/$1
XC22	Green	4/$1
XC22	Yellow	4/$1

.185" dia.

XC526	Red	5/$1
XC526	Red	100/$8
XC526	Green	4/$1
XC526	Yellow	4/$1
XC526	Clear	4/$1

.200" dia.

XC556	Red	5/$1
XC556	Red	100/$8
XC556	Green	4/$1
XC556	Yellow	4/$1
XC556	Clear	7/$1

.085" dia.
MV50 - Red - 6/$1
MV10 - Red - 4/$1

.170" dia.
INFRA-RED LED
¼" x ¼" x 1.16"
Flat — 5/$1.00

DISPLAY LEDS

TYPE	POLARITY	HT	PRICE	TYPE	POLARITY	HT	PRICE
MAN 1	Common Anode-red	.270	2.95	MAN 6730	Common Anode-red ± 1	.560	.99
MAN 2	5 x 7 Dot Matrix-red	.300	4.95	MAN 6740	Common Cathode-red-D.D.	.560	.99
MAN 3	Common Cathode-red	.125	.25	MAN 6750	Common Cathode-red ± 1	.560	.99
MAN 4	Common Cathode-red	.187	1.95	MAN 6760	Common Anode-red	.560	.99
MAN 52	Common Anode-green	.300	1.25	MAN 6780	Common Cathode-red	.560	.99
MAN 72	Common Anode-red	.300	.99	DL701	Common Anode-red ± 1	.300	.99
MAN 74	Common Cathode-red	.300	1.25	DL704	Common Cathode-red	.300	.99
MAN 82	Common Anode-yellow	.300	.99	DL707	Common Anode-red	.300	.99
MAN 84	Common Cathode-yellow	.300	.99	DL741	Common Anode-red	.600	1.25
MAN 3820	Common Anode-orange	.300	.99	DL746	Common Anode-red ± 1	.630	1.49
MAN 3630	Common Anode-orange ± 1	.300	.99	DL747	Common Anode-red	.600	1.49
MAN 3640	Common Cathode-orange	.300	.99	DL749	Common Cathode-red ± 1	.630	1.49
MAN 4610	Common Anode-orange	.300	.99	DL750	Common Cathode-red	.600	1.49
MAN 4640	Common Cathode-orange	.400	.99	DL33B	Common Cathode-red	.110	.35
MAN 4710	Common Anode-red ± 1	.400	.99	FND70	Common Cathode	.250	.69
MAN 4730	Common Anode-red	.400	.99	FND359	Common Anode	.350	.75
MAN 4740	Common Cathode-red	.400	.99	FND503	Common Cathode (FND500)	.500	.99
MAN 4810	Common Anode-yellow	.400	.99	FND507	Common Anode (FND510)	.500	.99
MAN 6610	Common Anode-orange-D.D.	.560	.99	5082-7730	Common Anode-red	.300	1.30
MAN 6630	Common Anode-orange	.560	.99	HDSP-3400	Common Anode red	.800	2.10
MAN 6640	Common Cathode-orange-D.D.	.560	.99	ADSP-3403	Common Cathode red	.800	2.10
MAN 6650	Common Cathode-orange ± 1	.560	.99	5082-7300	4 x 7 Sgl. Digit-RHDP	.600	19.95
MAN 6660	Common Anode-orange	.560	.99	5082-7302	4 x 7 Sgl. Digit-LHDP	.600	19.95
MAN 6680	Common Cathode-orange	.560	.99	5082-7304	Overrange character (±1)	.600	15.00
MAN 6710	Common Anode-red-D.D.	.560	.99	5082-7340	4 x 7 Sgl. Digit-Hexadecimal	.600	22.50

RCA LINEAR

CA3013	2.15	CA3082	2.00
CA2023	2.56	CA3083	1.60
CA3035	2.48	CA3086	.85
CA3039	1.35	CA3089	3.75
CA3046	1.30	CA3130	1.39
CA3059	3.25	CA3140	1.25
CA3060	3.25	CA3160	1.25
CA3080	.85	CA3401	.49
CA3081	2.00	CA3600	3.50

CALCULATOR CHIPS AND DRIVER

FCM3817 (1998A)	$ 5.00
MM5725	2.95
MM5738	2.95
DM8864	2.00
DM8865	1.00
DM8887	.75
DM8889	.75

CLOCK CHIPS

MM5309	$ 9.95
MM5311	4.95
MM5312	4.95
MM5314	4.95
MM5316	6.95
MM5318	9.95
MM5369	2.95
MM5387	4.95
MM5841	9.95

9374 - 7-segment LED driver common anode LEDs $ .99

IC SOLDERTAIL — LOW PROFILE (TIN) SOCKETS

	1-24	25-49	50-100
8 pin LP	$.17	.16	.15
14 pin LP	.20	.19	.18
16 pin LP	.22	.21	.20
18 pin LP	.29	.28	.27
20 pin LP	.34	.32	.30

SOLDERTAIL STANDARD (TIN)

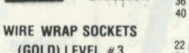

14 pin ST	$.27	.25	.24
16 pin ST	.30	.27	.25
18 pin ST	.35	.32	.30
24 pin ST	.49	.45	.42

SOLDERTAIL STANDARD (GOLD)



8 pin SG	$.30	.27	.24
14 pin SG	.35	.32	.29
16 pin SG	.38	.35	.32
18 pin SG	.52	.47	.43

WIRE WRAP SOCKETS (GOLD) LEVEL #3

8 pin WW	$.40	.38	.35
10 pin WW	.45	.41	.37
14 pin WW	.39	.38	.37
16 pin WW	.43	.42	.41
18 pin WW	.75	.68	.62

	1-24	25-49	50-100
22 pin LP	$ .37	.36	.35
24 pin LP	.38	.37	.36
28 pin LP	.45	.44	.43
36 pin LP	.60	.59	.58
40 pin LP	.63	.62	.61
28 pin ST	$ .99	.90	.81
36 pin ST	1.39	1.26	1.15
40 pin ST	1.59	1.45	1.30
24 pin SG	$ .70	.63	.57
28 pin SG	1.10	1.00	.90
36 pin SG	1.75	1.40	1.26
40 pin SG	1.75	1.59	1.45
22 pin WW	$ .95	.85	.75
24 pin WW	1.05	.95	.85
28 pin WW	1.40	1.25	1.10
36 pin WW	1.59	1.45	1.30
40 pin WW	1.75	1.55	1.40

50 PCS. RESISTOR ASSORTMENTS $1.75 PER ASST.

			10 OHM	12 OHM	15 OHM	18 OHM	22 OHM	
ASST. 1	5 ea.	27 OHM	33 OHM	39 OHM	47 OHM	56 OHM	1/4 WATT 5%	50 PCS.
		68 OHM	82 OHM	100 OHM	120 OHM	150 OHM		
ASST. 2	5 ea.	180 OHM	220 OHM	270 OHM	330 OHM	390 OHM	1/4 WATT 5%	50 PCS.
		470 OHM	560 OHM	680 OHM	820 OHM	1K		
ASST. 3	5 ea.	1.2K	1.5K	1.8K	2.2K	2.7K	1/4 WATT 5%	50 PCS.
		3.3K	3.9K	4.7K	5.6K	6.8K		
ASST. 4	5 ea.	8.2K	10K	12K	15K	18K	1/4 WATT 5%	50 PCS.
		22K	27K	33K	39K	47K		
ASST. 5	5 ea.	56K	68K	82K	100K	120K	1/4 WATT 5%	50 PCS.
		150K	180K	220K	270K	330K		
ASST. 6	5 ea.	390K	470K	560K	680K	820K	1/4 WATT 5%	50 PCS.
		1M	1.2M	1.5M	1.8M	2.2M		
ASST. 7	5 ea.	2.7M	3.3M	3.9M	4.7M	5.6M	1/4 WATT 5%	50 PCS.

ASST. 8R Includes Resistor Assortments 1-7 (350 PCS.) **$9.95 ea.**

$5.00 Minimum Order — U.S. Funds Only
California Residents — Add 6% Sales Tax

Spec Sheets — 25¢
1979 A Catalog Available—Send 41¢ stamp

NEW 1979 Catalog

Jameco ELECTRONICS
a division of JAMES ELECTRONICS of California

PHONE ORDERS WELCOME
J1 (415) 592-8097

MAIL ORDER ELECTRONICS — WORLDWIDE
1021 HOWARD AVENUE, SAN CARLOS, CA 94070
Advertised Prices Good Thru November

WIRE-WRAP KIT — WK-2-W

WRAP • STRIP • UNWRAP

- Tool for 30 AWG Wire
- Roll of 50 Ft. White or Blue 30 AWG Wire
- 50 pcs. each 1", 2", 3" & 4" lengths — pre-stripped wire.

$12.95

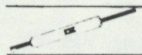

WIRE WRAP TOOL WSU-30
WRAP • STRIP • UNWRAP -$6.95

WIRE WRAP WIRE — 30 AWG

25 ft. min. $1.25 50 ft. $1.95 100 ft. $2.95 1000 ft. $15.00
SPECIFY COLOR — White - Yellow - Red - Green - Blue - Black

WIRE DISPENSER — WD-30

- 50 ft. roll 30 AWG KYNAR wire wrap wire **$3.95 ea.**
- Cuts wire to desired length
- Strips 1" of insulation

Specify — Blue-Yellow-White-Red

REPLACEMENT DISPENSER SPOOLS FOR WD 30
Specify blue, yellow, white or red — **$1.98/spool**

JE2206A $14.95
Function Generator Kit (includes chip, P.C. Board and instructions)

EXAR

JE2206B $19.95
Function Generator Kit (includes all components, P.C. Board and instructions)

XR-L555 $1.50
Micro-Power version of the popular 555 Timer and directly interchangeable. Dissipates 1/15th the power and operates down to 2.7 volts. Perfect for battery operation and CMOS circuits.

XR2242CP $1.50
Precision timing circuit for generating timing pulses in **minutes, hours** and days or up to 1 year by using two. Reduces cost of time delay circuits. Basic 555 Timer with built-in 8-bit Counter.

XR205	$ 8.40			XR2556	$ 3.20
XR210	4.40	XR1489	1.39	XR2567	2.99
XR215	4.40	XR1800	3.20	XR3403	1.25
XR320	1.55	XR2206	4.40	XR4136	1.25
XR555	.39	XR2207	3.85	XR4151	2.85
XR556	.99	XR2208	5.20	XR4194	1.45
XR567CP	.99	XR2209	1.75	XR4202	3.60
XR567CT	1.25	XR2211	5.25	XR4212	2.05
XR1310P	1.30	XR2212	4.35	XR4558	.75
XR1468CN	3.85	XR2240	3.45	XR4739	1.15
XR1488	1.39	XR2264	4.25	XR4741	1.47

ZENERS — DIODES — RECTIFIERS

TYPE	VOLTS	W	PRICE	TYPE	VOLTS	W	PRICE
1N746	3.3	400m	4/1.00	1N4005	600 PIV	1 AMP	10/1.00
1N751A	5.1	400m	4/1.00	1N4006	800 PIV	1 AMP	10/1.00
1N752	5.6	400m	4/1.00	1N4007	1000 PIV	1 AMP	10/1.00
1N753	6.2	400m	4/1.00	1N3600	50	200m	6/1.00
1N754	6.8	400m	4/1.00	1N4148	75	10m	15/1.00
1N959	8.2	400m	4/1.00	1N4154	35	10m	12/1.00
1N965B	15	400m	4/1.00	1N4305	75	25m	20/1.00
1N5232	5.6	500m	28	1N4734	5.6	1w	28
1N5234	6.2	500m	28	1N4735	6.2	1w	28
1N5235	6.8	500m	28	1N4736	6.8	1w	28
1N5236	7.5	500m	28	1N4738	8.2	1w	28
1N456	25	40m	6/1.00	1N4742	12	1w	28
1N458	150	7m	6/1.00	1N4744	15	1w	28
1N485A	180	10m	5/1.00	1N1183	50 PIV	35 AMP	1.60
1N4001	50 PIV	1 AMP	12/1.00	1N1184	100 PIV	35 AMP	1.70
1N4002	100 PIV	1 AMP	12/1.00	1N1185	150 PIV	35 AMP	1.70
1N4003	200 PIV	1 AMP	12/1.00	1N1186	200 PIV	35 AMP	1.80
1N4004	400 PIV	1 AMP	12/1.00	1N1188	400 PIV	35 AMP	3.00

SCR AND FW BRIDGE RECTIFIERS

C36D	15A @ 400V	SCR(2N1849)	$1.95
C38M	35A @ 600V	SCR	1.95
2N2328	1.6A @ 300V	SCR	.50
MDA 980-1	12A @ 50V	FW BRIDGE REC	1.95
MDA 980-3	12A @ 200V	FW BRIDGE REC	1.95

TRANSISTORS

C106B1	.50			2N3904	4/1.00
MPSA05	.30	2N3055	.89	2N3905	4/1.00
MPSA06	5/1.00	MJE3055	1.00	2N3906	4/1.00
TIS97	6/1.00	2N3392	5/1.00	2N4013	3/1.00
TIS98	6/1.00	2N3398	5/1.00	2N4123	6/1.00
TIS133	5/1.00	PN3567	3/1.00	PN4249	4/1.00
TIS135	5/1.00	PN3568	4/1.00	PN4250	4/1.00
40409	1.75	PN3569	4/1.00	2N4403	4/1.00
40410	1.75	MPS3638A	5/1.00	2N4401	4/1.00
40673	1.75	MPS3702	5/1.00	2N4402	4/1.00
2N918	4/1.00	2N3704	5/1.00	2N4403	4/1.00
2N2219A	3/1.00	MPS3704	5/1.00	2N4409	5/1.00
2N2221A	4/1.00	2N3705	5/1.00	PN5086	4/1.00
2N2222A	5/1.00	MPS3705	5/1.00	2N5087	4/1.00
2N2369	5/1.00	2N3706	5/1.00	PN5088	4/1.00
2N2369A	4/1.00	MPS3706	5/1.00	PN5089	4/1.00
MPS2369	5/1.00	2N3707	5/1.00	PN5129	5/1.00
2N2484	4/1.00	2N3711	5/1.00	PN5134	5/1.00
2N2906	4/1.00	2N3724A	.65	PN5138	5/1.00
2N2907	5/1.00	2N3725A	1.00	PN5139	5/1.00
2N2925	5/1.00	2N3772	2.25	PN5210	5/1.00
MJE2955	1.25	2N3823	1.00	PN5449	3/1.00
2N3053	2/1.00	2N3903	4/1.00	PN5951	3/1.00

CAPACITOR CORNER

50 VOLT CERAMIC DISC CAPACITORS

	1-9	10-99	100 -		1-9	10-99	100 -
10 pf	.05	.04	.03	.001μF	.05	.04	.035
22 pf	.05	.04	.03	.0047μF	.05	.04	.035
47 pf	.05	.04	.03	.01μF	.05	.04	.035
100 pf	.05	.04	.03	.022μF	.06	.05	.04
220 pf	.05	.04	.03	.047μF	.06	.05	.04
470 pf	.05	.04	.035	.1μF	.12	.09	.075

100 VOLT MYLAR FILM CAPACITORS

.001mf	.12	.10	.07	.022mf	.13	.11	.08
.0022	.12	.10	.07	.047mf	.21	.17	.13
.0047mf	.12	.10	.07	.1mf	.27	.23	.17
.01mf	.12	.10	.07	.22mf	.33	.27	.22

+20% DIPPED TANTALUMS (SOLID) CAPACITORS

.1/35V	.28	.23	.17	1.5/35V	.30	.26	.21
.15/35V	.28	.23	.17	2.2/25V	.31	.27	.22
.22/35V	.28	.23	.17	3.3/25V	.31	.27	.22
.33/35V	.28	.23	.17	4.7/25V	.32	.28	.23
.47/35V	.28	.23	.17	6.8/25V	.36	.31	.25
.68/35V	.28	.23	.17	10/25V	.40	.35	.29
1.0/35V	.28	.23	.17	15/25V	.63	.50	.40

MINIATURE ALUMINUM ELECTROLYTIC CAPACITORS

Axial Lead				Radial Lead			
47/50V	.15	.13	.10	47/25V	.15	.13	.10
1.0/50V	.16	.14	.11	47/50V	.16	.14	.11
3.3/50V	.14	.12	.09	1.0/16V	.15	.13	.10
4.7/25V	.15	.13	.10	1.0/25V	.16	.14	.11
10/25V	.15	.13	.10	1.0/50V	.16	.14	.11
10/50V	.16	.14	.12	4.7/16V	.15	.13	.10
22/25V	.17	.15	.12	4.7/25V	.15	.13	.10
22/50V	.24	.20	.18	4.7/50V	.16	.14	.11
47/25V	.19	.17	.15	10/15V	.14	.12

600 MHZ. FREQUENCY COUNTER
±0.1 PPM TCXO

OPTO-8000.1



This new instrument has taken a giant step in front of the multitude of counters now available. The Opto-8000.1 boasts a combination of features and specifications not found in units costing several times its price. Accuracy of ±0.1 PPM or better — *Guaranteed* — with a factory-adjusted, sealed TCXO (Temperature Compensated Xtal Oscillator). **Even kits require no adjustment for guaranteed accuracy!** Built-in, selectable-step attenuator, rugged and attractive, black anodized aluminum case (.090″ thick aluminum) with tilt bail. 50 Ohm and 1 Megohm inputs, both with amplifier circuits for super sensitivity and both diode/overload protected. Front panel includes "Lead Zero Blanking Control" and a gate period indicator LED. AC and DC power cords with plugs included.

SPECIFICATIONS:
Time Base—TCXO ±0.1 PPM GUARANTEED!
Frequency Range—10 Hz to 600 MHz
Resolution—1 Hz to 60 MHz; 10 Hz to 600 MHz
Decimal Point—Automatic
All IC's socketed (kits and factory-wired)
Display—8 digit LED
Gate Times—1 second and 1/10 second
Selectable Input Attenuation—X1, X10, X100
Input Connectors Type —BNC
Approximate Size—3″h x 7½″w x 6½″d
Approximate Weight—2½ pounds
Cabinet—black anodized aluminum (.090″ thickness)
Input Power—9-15 VDC, 115 VAC 50/60 Hz
or internal batteries

OPTO-8000.1 Factory Wired **$299.95**
OPTO-8000.1K Kit **$249.95**

ACCESSORIES:
Battery-Pack Option—Internal Ni-Cad Batteries and charging unit **$19.95**

Probes: P-100—DC Probe, may also be used with scope **$13.95**
P-101—LO-Pass Probe, very useful at audio frequencies **$16.95**
P-102—High Impedence Probe, ideal general purpose usage **$16.95**

VHF RF Pick-Up Antenna-Rubber Duck w/BNC #Duck-4H **$12.50**
Right Angle BNC adapter #RA-BNC **$ 2.95**

FC-50 — Opto-8000 Conversion Kits:
Owners of FC-50 counters with #PSL-650 Prescaler can use this kit to convert their units to the Opto-8000 style case, including most of the features.

FC-50 — Opto-8000 **Kit $59.95**
*FC-50 — Opto-8000F **Factory Update $99.95**
FC-50 — Opto-8000.1 (w/TCXO) **Kit $109.95**
*FC-50 — Opto-8000.1F **Factory Update $149.95**
*Units returned for factory update must be completely assembled and operational

OPTOELECTRONICS, INC.
5821 NE 14 Avenue
Ft. Lauderdale, FL 33334
Phones: (305) 771-2050 771-2051
Phone orders accepted 6 days, until 7 p.m. O3

master charge THE INTERBANK CARD
BANKAMERICARD welcome here

TERMS: Orders to U.S. and Canada, add 5% to maximum of $10.00 per order for shipping, handling and insurance. To all other countries, add 10% of total order. Florida residents add 4% state tax. C.O.D. fee: $1.00. Personal checks must clear before merchandise is shipped.

JADE

PLACE ORDERS TOLL FREE:

800/421-5809 Continental U.S.
800/262-1710 inside California

THE DISCONTINUED VECTOR GRAPHIC KITS ARE STILL AVAILABLE WHILE SUPPLY LASTS!

MICROPROCESSORS

F8	16.95
Z80	20.00
Z80A	25.00
CDP1802CD	17.95
2650	19.95
AM2901	20.00
6502	11.95
6800	16.95
6802	25.00
8008-1	12.95
8035	20.00
8035-8	21.00
8080A	10.00
8085	23.00
TMS9900TL	49.95

8080A SUPPORT DEVICES

8212	2.90
8214	4.65
8216	2.75
8224	4.30
8224-4	9.95
8226	2.75
8228	6.40
8238	6.40
8243	8.00
8251	7.50
8253	20.00
8255	6.45
8257	20.00
8259	20.00
8275	75.00
8279	18.50

USRT

S2350	10.95

UARTS

AY5-1013A	5.25
AY5-1014A	8.25
TR1602B	5.25
TMS6011	5.95
IM6402	9.00
IM6403	9.00

6800 PRODUCT

6810P	4.00
6821P	6.60
6828P	11.25
6834P	16.95
6850P	8.65
6852P	11.00
6860P	9.25
6862P	12.00
6871P	28.75
6875P	8.75
6880P	2.50
68B10P	6.00

KIM

6102	8.00
6502	11.95
6520	10.00
6522	9.25
6530	15.95
6530-002	15.95
6530-003	15.95
6530-004	15.95
6530-005	15.95
6532	17.95

CHARACTER GENERATORS

2513	Upper (-12±5)	6.75
2513	Lower (-12 ±5)	6.75
2513	Upper (5volt)	9.75
2513	Lower (5 volt)	10.95
MCM6571	Up Scan	10.95
MCM6571A	Down Scan	10.95

PROM'S

1702A	5.00
2708	8.95
2716(5+12)TI	25.00
2716(5v) INTL	38.00
2758(5v)	23.40

DYNAMIC RAMS

416D/4116	16.00
2104	4.00
2107B-4	3.95
TMS4027	4.00
MM5270	4.50
MM5280	3.60

STATIC RAMS

	1–24	25-99
21L02	1.50	1.20
21L02	1.75	1.50
2101-1	2.95	2.60
2111-1	3.25	3.00
2112-1	2.95	2.65
2114L	9.50	8.00
2114L	10.50	9.00
TMS4044	8.95	8.00
TMS4044	9.95	8.75
4200A	10.95	9.25

FLOPPY DISC CONTROLLER

1771B01	39.95
1781	69.95

KEYBOARD CHIPS

AY5-2376	13.75
AY5-3600	13.75
MM5740	18.00
MM5743	18.00



EXPANDO-32 KIT

Uses 4115 (8Kx1)
Dynamic RAM's, can be expanded in 8K increments up to 32K.

8K	$179.00
16K	$255.00
24K	$325.00
32K	$400.00

EXPANDO-64 KIT

Uses 4116 (16Kx1)
Dynamic RAM's, can be expanded in 16K increments up to 64K.

16K	$260.00
32K	$579.00
48K	$757.00
64K	$925.00

apple II computer

One of the best "Total Package" home and business computers on the market. "Basic" in ROM, Color Graphics, Floating Point Basic Package, etc.

16K version only **$1,095.00**

4116 (16K x 1, 300ns) MEMORY EXPANSION KIT

Dynamic RAM chip can be used for expanding APPLE II or TRS-80. Instructions incl.

8 for $98.00

EPROM BOARD KITS

RAM'N'ROM (16K any EPROM)	$117.00
MR-8 (1K RAM, uses 2708)	$99.50
MR-16 (1K RAM, uses 2716)	$99.50
EPM-1 (uses up to 4K of 1702)	$59.95
JG8/16 (uses 2708 or 2716)	$59.95

THE PIGGY IS COMING!

JADE PARALLEL/SERIAL INTERFACE

S-100 compatible, 2 serial I/O ports, 1 parallel I/O.

Kit JG-P/S	$124.95
Ass. & Tested JG-P/SA	$179.95
Bare Board with manual	$30.00

FLOPPY DISK INTERFACE

JADE FLOPPY DISK (Tarbell board)

Kit	$175.00
Assm. & Tested	$250.00

S.D. Computer Products "Versa Floppy"

Kit	$159.95
Assm. & Tested	$189.95

MOTHER BOARDS, S-100 STYLE

9-Slot "Little Mother"

Kit	$85.00
Assm. & Tested	$99.00
Bare Board	$35.00

13-Slot with front panel slot

Kit	$95.00
Assm. & Tested	$110.00
Bare Board	$40.00
22-Slot Assm. & Tested	$149.00

GOLD PLATED S-100 EDGE CONNECTORS

Soldertail	$3.25 each
10 for	$30.00
Wire Wrap	$4.50 each
10 for	$40.00

JADE J6

Computer Products

4901 W. ROSECRANS AVENUE
Department "K"
HAWTHORNE, CALIF. 90250

master charge · VISA · AMERICAN EXPRESS

Cards Welcome

Cash, Checks, Money Orders, and Credit Cards accepted. Add freight charge of $2.50 for orders under 10-lbs. Add 6% sales tax on all parts delivered in California. Discounts available at OEM quantities.

WRITE FOR OUR FREE CATALOG !

JADE 8080A

with full documentation

Kit	$100.00
Assm. & Tested	$149.95
Bare Board	$30.00

JADE Z80

with provisions for ONBOARD 2708 and POWER ON JUMP

2 MHz

Kit	$135.00
Assm. & Tested	$185.00

4 MHz

Kit	$149.95
Assm. & Tested	$199.95
Bare Board	$35.00

MD-690a CPU BOARD

S-100 Compatible 6800 MPU
1K x 8 RAM, PROM expandable to 10K.
$199.95

TV-1

Convert your T.V. set into a Video Monitor
Kit **$8.95**

JADE VIDEO INTERFACE

S-100 Compatible Serial Interface with Sockets Included.

Kit	$117.95
Assm. & Tested	$159.95
Bare Board with manual	$35.00

SHUGART DISK DRIVES



SA 400 $295.00
Single-density 5¼", 35 track drive.

SA801R $495.00
Single-sided 8" floppy disc drive.

DM 2700-S $750.00
Includes SA801R disk drive, 10" x 10" x 16" cabinet, power supply, data cable, fan, AC line filter.

STATIC RAM BOARDS

JADE 8K

Kit JG8K (450ns)	$125.95
Assm. & Tested JG8KA (250ns)	$139.75
Kit JG8K (250ns)	$149.75
Assm. & Tested JG8KA (250ns)	$169.75
Bare Board without parts	$25.00

16K -Uses 2114's (lo power)

Assm & Tested RAM 16 (250ns)	$375.00
Assm. & Tested 16B (450ns)	$325.00
Mem-2 Kit (250ns)	$285.00

16K Static with memory management

Assem.& Tested RAM 65 (250ns)	$390.00
Assm. & Tested RAM 65B (450ns)	$350.00

Seals 32K

Assm. & Tested JG32 (250ns)	$795.00
Assm. & Tested JG32B (450ns)	$725.00
Kit JG32K (250ns)	$575.00

$279=16K

of **static** S-100 memory



Our Econoram IV™ "unkit" comes with sockets and bypass caps pre-soldered into place for easy assembly. Plugs into ***any*** S-100 buss machine. Features under 2000 mA current, complete buffering, fully static operation, and our enviable reputation for reliability under all operating conditions.

Assembled and tested, **$314**; qualified under the CSC program*, **$414**.

$445=24K

of **static** S-100 memory

Econoram VII™ is an "unkit" that has sockets and bypass caps pre-soldered into place. This full feature memory is configured as two 4K and two 8K blocks for maximum flexibility, boasts current consumption under 2000 mA, and follows our design policy of fully static operation with complete buffering.



Assembled and tested, **$485**; qualified under the CSC program*, **$605**.

*(Certified Systems Components boards are assembled, tested, serial numbered, burned in for 200 hours, and guaranteed to run at 4 MHz over the full temp range. *We exchange board if failure occurs within 1 year of invoice date.)*

$135=8K

of **static** S-100 memory



Econoram II™ is our biggest selling kit to date, thanks to the cost-effectiveness it brings to the S-100 buss. Features low current consumption, high speed, full buffering, and the same performance that has made Econoram one of the best selling peripherals in the business.

Assembled: **$155**. Quantity kit price: **3/$375**.

ALL OF THE ABOVE ARE AVAILABLE FROM STOCK. Coming soon: 32K boards for the S-100 buss, the Intel/National 80/10 and 80/20, and the Digital Group . . . plus a dual UART S-100 I/O board and our new family of S-100 Econorams. Watch this space, or inquire about price and availability.

ACTIVE TERMINATOR



$29.50 (kit)

Active termination draws much less power than passive termination, and minimizes the glitches, noise problems, crosstalk, ringing, and other gremlins that can occur with unterminated busses. Plugs into any S-100 computer. Many have copied our technique; few can match our low price.

ATTENTION —

RADIO SHACK TRS-80 AND HEATH H8 OWNERS:

MEMORY PRICES ARE COMING DOWN!!

Our TRS-80 Conversion Kit chip set is now only $159 (3 kits for $450). It not only upgrades your mainframe from 4K to 16K, but can also populate the memory expansion module with extra memory. Works with APPLE computers too. We include full instructions for the TRS-80 conversion, and back up our parts with a **1 year warranty.**

Heath H8 owners are recognizing that our **12K Econoram VI™,** designed specifically for the H8 buss, offers a superior memory value at **$235. Now you can buy two of our 12K boards on special for $399** (price good through cover month of this magazine). These are "unkits" with sockets and bypass caps pre-soldered in place. Need we say more?

MOTHERBOARDS



11 slots, with active termination circuitry, heavy power/ground traces, and all edge connectors: **$90** in "unkit" form (edge connectors are pre-soldered in place, making assembly a cinch). Need more slots? Our 18 slot motherboard "unkit" includes all the above along with 18 edge connectors for **$124**.

MULLEN RELAY/ OPTO-ISOLATOR CONTROL BOARD $88 (kit)

8 reed relays respond to an 8 bit word (relays can also drive Mullen 500 Watt AC control modules for power applications); 8 opto-isolators receive outside world signals for handshaking or further control purposes. Applications include audio, time lapse photography, robots; one user even devised an automatic cat feeder. At our new low price, you can afford to let your imagination run wild.

MULLEN EXTENDER BOARD $35 (kit)

From Mullen Computer Products. We now carry the improved version that includes a built-in "kluge board" area in addition to the integral logic probe and ingenious edge connector. Greatly simplifies servicing and testing . . . when it comes to extender boards, it would be hard to improve on this unit in terms of either price or ease of use.

CompuKit™ G4

TERMS: Cal res. add tax. Add 5% shipping, excess refunded. COD orders OK with street address for UPS. Visa® /Mastercharge® orders call our 24-hr. order desk at **(415) 562-0636**. Thank you for your business.

GODBOUT

BILL GODBOUT ELECTRONICS
BOX 2355, OAKLAND AIRPORT, CA 94614

S.D. COMPUTER PRODUCTS

AN EMPIRE IND. CO.

P.O. BOX 28810K DALLAS, TEXAS 75228

EXPANDABLE EPROM BOARD

16K OR 32K EPROM $49.95 W/OUT EPROM

Allows You to Use Either 2708's For 16K of Eprom or 2716's For 32K of Eprom.

KIT FEATURES:

1. All Address Lines & Data Buffered
2. Quality Plated through P.C. Board Including Solder Mask and Silk Screen
3. Selectable Unit States
4. On Board Regulation Provided
5. All Sockets Provided W/Board

WE CAN SUPPLY 450As 2708's AT $11.95 WHEN PURCHASED WITH BOARD.

4K LOW POWER RAM KIT
The Whole Works - $79.95

Full Buffered - on board regulated - reduced power consumption utilizing low power 21L02-1 500ns RAMS - Sockets provided for all IC's. Quality plated through PC board.

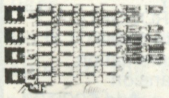

*Add $10.00 for 250ns RAM operation.

EXPANDORAM
THE ULTIMATE RAM BOARD
32K FOR $475.00



32K MODEL	
8K	$151.00
16K	259.00
24K	367.00
32K	475.00

64K MODEL	
16K	$281.00
32K	519.00
48K	757.00
64K	995.00

THE 32K VERSION USES THE MOSTEK MK4115 RAM AND HAS 8K BOUNDARIES AND PROTECTION & UTILIZES DIP SWITCHES. P. C. BOARD COMES WITH SOCKETS FOR 32K OPERATION

BUY A S100 COMPATIBLE RAM BOARD AND UPGRADE THE SAME BOARD TO A MAXIMUM OF 65K MEMORY IN STEPS OF EITHER 8K OR 16K AT YOUR OPTION BY MERELY PURCHASING MORE RAM CHIPS FROM SD COMPUTER PRODUCTS.

THE 64K VERSION USES THE MOSTEK MK4116 RAM AND HAS 16K BOUNDARIES AND PROTECTION & UTILIZES DIP SWITCHES. P. C. BOARD COMES WITH SOCKETS FOR 64K OPERATION

LOOK AT THE FEATURES WE HAVE BUILT INTO THE EXPANDORAM!

- MEMORY ACCESS TIME IS 375 ns
- MEMORY CYCLE TIME IS 500 ns
- POWER REQUIREMENTS ARE:
  - 8 VDC 400 MA DC
  - 18 VDC 400 MA DC
  - —18 VDC 30 MA DC
- ON BOARD INVISIBLE REFRESH
- NO WAIT STATES REQUIRED
- NO CYCLE STEALING NEEDED
- ON BOARD REGULATION
- CONTROL, DATA & ADDRESS INPUTS UTILIZE LOW POWER SCHOTTKY DEVICES
- DESIGNED TO WORK WITH Z-80, 8080, 8085, CPU's

ADD $50.00 TO ABOVE PRICES FOR FULLY ASSEMBLED AND TESTED BOARDS

Low Cost Cassette Interface Kit
$19.95

Features: Play and record K.C. Standard 2400/1200 Hz tapes, 300 Baud, TTL I/O Compatible, Phase Lock Loop, Both 22 Pin Connector and 8 Pin Molex Connector. Comes partially assembled. Oscillator and phase lock loop pre-tuned to K.C. Standard. Selector switch sends cassette data or auxiliary input data to microprocessor. LED indicates logic 1 level.

8K LOW POWER RAM
$159.95

FULLY ASSEMBLED AND TESTED. NOT A KIT.

Imsai — Altair — S-100 Buss compatible, uses low power static 21L02-500ns fully buffered on board regulated, quality plated through PC board, including solder mask. 8 pos. dip switches for address select.

*Add $30.00 for 250ns RAM operation



Z-80 CPU BOARD KIT
Complete Kit $139.

CHECK THE ADVANCED FEATURES OF OUR Z-80 CPU BOARD: Expanded set of 158 instructions, 8080A software capability, operation from a single 5VDC power supply; always stops on an M1 state, true sync generated on card (a real plus feature!), dynamic refresh and NMI available, either 2MHZ or 4MHZ operation, quality double sided plated through PC board; parts plus sockets provided for all IC's. *Add $10. extra for Z-80A chip which allows 4MHZ operation.



NEW FROM S.D.

"VERSAFLOPPY"™ KIT

THE VERSATILE FLOPPY DISK CONTROLLER

ONLY $149.00

FEATURES: IBM 3740 Soft Sectored Compatible. S-100 BUS Compatible for Z-80 or 8080. Controls up to 4 Drives (single or double sided). Directly controls the following drives:

1. Shugart SA400/450 Mini Floppy
2. Shugart SA800/850 Standard Floppy.
3. PERSCI 70 and 277.
4. MFE 700/750.
5. CDC 9404/9406.

34 Pin Connector for Mini Floppy. 50 Pin Connector for Standard Floppy. Operates with modified CP/M operating system and C-Basic Comptler. The new "Versafloppy" from S.D. Computer Products provides complete control for many of the available Floppy Disk Drives, Both Mini and Full Size. FD1771B-1 Single Density Controller Chip. Listings for Control Software are included in price.

FD 1771B-1 CHIP ALONE $39.95

Z80 STARTER KIT

LEARN COMPUTERS FROM THE START!

SIMPLE, STEP BY STEP LEARNING. CONSTRUCTION, PROGRAMMING, OPERATION, MEMORIES, INTERFACING, COMPUTING, AND CONTROLLING WITH AUDIO CASSETTE INTERFACE CAPABILITIES.

Complete Kit includes: Key board and Display; Z80 Central Processing Unit; Instructions; Operation Manual; Learning Guides.

Features: Powerful Z80 CPU with 158 instructions • 1024 Bytes (Expandable to 2048 Bytes ON BOARD) of RAM • 2 Bi-Directional Input/Output Ports with Handshaking • Kansas City Standard Audio Cassette Interface for Program Storage • Hexadecimal Keyboard and Display • Wirewrap area for custom circuitry • S-100 Connector on board for Memory and I/O Expansion • 2716/2758 PROM Programmer • "Z-BUG" Monitor ROM (Including: Memory, Port and Register Examine and Change Commands; Breakpoints; Single Step Capability; Audio Tape Load and Dump; Execute user program Commands.)

Many more unique features. The best computer educational kit on the market . . . **the complete computer and educational package for only $199.00.** (Available June 1978).

INTRODUCING THE SBC-100
(The Z-80 Based, S-100 Single Board Computer)

$349.00

FEATURES:

- No Front Panel Needed
- Z-80 CPU (2 or 4 MHZ)
- 1K RAM
- 4 ROM/PROM Sockets for 4K/8K of Memory
- SYNCHRONOUS/ASYNCHRONOUS Serial I/O with RS-232 and Current Loop Interface and Software
- Programmable Baud Rate
- Parallel Input Port
- Parallel Output Port
- 4 Channel Timer/Counter
- 4 Vectored Interrupts

O.E.M. SPECIAL

ASK ABOUT SPECIAL O.E.M. DISCOUNTS ON THE S.D. "COMPATIBLE SET."

SBC-100 — SINGLE BOARD COMPUTER	$349.00
VERSAFLOPPY™ — FLOPPY DISK CONTROLLER	$149.00
EXPANDORAM — 32K RAM	$475.00
EACH KIT IF PURCHASED SEPARATELY TOTAL	$973.00
ORDER ALL 3 KITS TOGETHER FOR	$899.00

This Powerful Threesome Operates Together to Form A Complete Computer for Your System.

Z-80 Programming Manual — IN DEPTH DETAIL OF THE Z-80 CPU MICRO-COMPUTER — **S. D. SALES SPECIAL $9.95**

RAMS

21L02 - 500NS	8/11.50
21L02 - 250NS	8/15.95
2114 — 4K	14.95
1101A — 256	8/$4.00
1103 — 1K	.35
MK 4115 - 8K	19.45
74S 200 - 256	3.95

CPU's

Z—80 includes manual	29.95
Z—80A includes manual	34.95
8080A CPU 8 BIT	11.95
8008 CPU 8 BIT	6.95

PROMS

1702A - 1K - 1.5us	3.95 or 10/35.
2708 - 8K - 450ns	14.95
5204 - 4K	7.95
82S129 — 1K	2.50
2708U 8K signetics 650ns	9.95

COUNTER CHIPS

MK50397 6 Digit elapsed timer	8.95
MK50250 Alarm clock	4.99
MK50380 Alarm chip	2.95
MK50395 6 digit up/dn. count.	12.95
MK5002 4 digit counter	8.95
MK5021-Cal. chip sq. root	2.50

S.D. NOW HAS SOFTWARE FOR IT'S CUSTOMERS

CP/M® DISK OPERATING SYSTEM . . . $99.95

CP/M is a powerful disk operating system which has become an industry standard. It is compatible with several disk based FORTRAN and BASICS. This package includes a CP/M diskette (mini or full size) adapted for S.D.'s SBC-100/VERSAFLOPPY EXPANDORAM board set. Complete documentation is included. (® CP/M is a registered trademark of Digital Research Corp., Pacific Grove, CA.

Z-80 DISK BASED ASSEMBLER $69.95

Runs on ANY CP/M based disk system. Assembles the official Zilog-Mostek Mnemonics. Contains extensive set of pseudo-ops. Available on mini or full size diskette.

VERSAFLOPPY™ CONTROL FIRMWARE . . . $24.95

Provides control for VERSAFLOPPY and boots up CP/M. This runs on Z-80, 8080 or 8085 based computers. Available in 2708 or 2758 prom.

SD MONITOR $49.95

Powerful monitor for SBC-100 single board computers. Includes all VERSAFLOPPY control firmware. Comes in 2716 prom. Available in 4-6 weeks.

VERSAFLOPPY DIAGNOSTIC PROGRAM . . . $24.95

Provides routines which are helpful in checking out a disk based system Available in 2708 or 2758 prom.

SUPER FLOPPY SPECIAL

S. D. SALES' VERSAFLOPPY S-100 CONTROLLER BOARD PLUS SHUGART SA 400 FLOPPY DISK DRIVE INCLUDING CABLE FOR ONLY

$479.00

MICROPROCESSOR CHIPS

8212 - 1/O port	3.50
8214 — P.I.C.	12.95
8216 — Non Invert Bus	4.95
8224 — Clock Gen.	4.95
8226 — Invert Bus	3.95
PIO for Z—80	14.95
CTC for Z—80	14.95
8228 Sys. Controller	8.20
8251 Prog. comm. interfact.	10.95
8255 prog. prep. interface	13.50
8820 Dual Line Recr	1.75
8830 Dual Line Dr.	1.75
2513 Char. Gen.	7.50
8838 Quad Bus. Recvr.	2.00
74LS138N — 1/8 decoder	.99
8T97-Hex Tri-State Buffer	1.25
1488/1489 RS232	1.50
TR 1602B Uart	3.95
TR 1863 Uart	8.50
FD 1771B-1	39.95

CMOS

4001	19	4029	99
4002	19	4042	69
4011	19	4047	1.50
4013	32	4049	35
4016	32	4069	23
4017	95	4071	19
4020	97	4076	97
4022	97	14518	1.10
4024	75	14528	85
4027	39	14529	85

CALL IN YOUR BANKAMERICARD (VISA) OR MASTER CHARGE ORDER IN ON OUR CONTINENTAL TOLL FREE WATTS LINE:

1—800—527—3460

Texas Residents Call Collect:

214/271—0022

DEALER INQUIRIES INVITED!

VISA master charge

(All prices subject to change without prior notice.)

NO COD's. TEXAS RESIDENTS ADD 5% SALES TAX. ADD 5% OF ORDER FOR POSTAGE & HANDLING . ORDERS UNDER $10. ADD 75c HANDLING.FOREIGN ORDERS — U. S. FUNDS ONLY!

ADVANCED COMPUTER PRODUCTS

A38

COMPUTER SPECIALS

WE'VE GOT A TRUCKLOAD COMING!
. . . and it's COLOR
"The Compucolor II"

. . . a personal colorgraphics system for the modern computer man . . .

★ Color Graphics 13" Color CRT
★ Proven 8080A CPU System
★ 16K Extended Disk Basic
★ Up to 117* Key Keyboard
★ Up to 32K* RAM
★ Minidisk Drive 51.2K Bytes/Side



*options

Order your system now and we will include at no cost (2) Programmed Software Diskettes ($39.90 value)

Model 3 with 8K RAM 72 Key Keyboard/RS232 ..... **$1495**
Model 4 with 16K RAM & RS232C port plus 72 Key Keyboard $1795.00
Model 5 with 32K RAM, RS232C and 72 Key Keyboard $2395.00
Options: ..... Add $100.00
101 Key Keyboard ..... Add $150.00
117 Key Keyboard ..... Add $225.00
Programmed Diskettes ..... $19.95 each
Formatted Diskettes ..... 2/$19.95

EXIDY SORCERER™



Regular Price $895.00
Special Introductory Price
$799.00 Limit one per customer.
- w/16K $1150.00
- w/32K $1395.00

Combines the desirable features of the PET, APPLE and TRS-80 into a complete expandable computer system. If you are a comparison shopper send for comparison chart.

★ INCLUDES:
Keyboard & enclosure totally assembled
90 day Warranty
8K BASIC (MICROSOFT)
Video & Cassette Cable
Complete Documentation
★★ S100 Expansion Module ..... Add $299.00
★★ Cassette recorder ..... Add $44.95
★★ Sanyo 9" Monitor ..... Add $169.95

KIM-1

Now only $229.95

Regular price $245.00

The KIM-1 6502 Standard Computer System now available off the shelf. Write for complete details and software package.

★★ Power Supply ..... Add $59.95
★★ Cassette Recorder ..... Add $44.95
★★ Sanyo 9" Monitor ..... Add $169.95

VIM-1

"The Ultimate in Single Board Low-Cost Computers" In Stock

$269.00

★ KIM-1 Compatible
★ 4K ROM Monitor
★ 1K Bytes 2114 RAM
★ 65K Memory Expansion
★ User EPROM 2716
★★ Power Supply ..... Add $59.95
★★ Cassette Recorder ..... Add $44.95
★★ Sanyo 9" Monitor ..... Add $169.95

School & group discounts available.

AIM-1

NEW FROM ROCKWELL INTERNATIONAL

Singleboard Computer
★ On Board 20 column alphanumeric printer
★ Alphanumeric 20 character display
★ Terminal style Keyboard 54 Keys
★ 6502 based CPU

w/1K RAM $375.00
w/4K RAM $450.00
Assembler ROM ... Add $85.00
BASIC Interpreter in ROM ..... Add $100.00

RCA COSMAC VIP

NEW LOW PRICE **$249.00** Assembled
Regular price $299.95
w/Sanyo 9" Monitor ..... Add $169.95

"Now you can afford to experiment using RCA's fine 1802 CMOS CPU."

BALLY ARCADE

Z-80 based expandable to 48K
Color Display BASIC available in ROM Cartridge
8K ROM
4K RAM

$299.95

NORTH STAR HORIZON

Now in stock North Star Z-80 based high-performance computer.

★ Z-80 Processor
★ Motherboard
★ 2 Serial +1 Parallel Port
★ 16K RAM

Horizon I .... $1439.00 Kit
Horizon II.... $1799.00 Kit



PRINTERS

OKIDATA Model 110 w/tractor w/RS232 ..... $1675.00
OKIDATA Model 22 w/tractor w/RS232 ..... $2705.00
DECWRITER II w/RS232 10-30 cps $1475.00
DIABLO 1620-3 w/tractor feed, w/Keyboard $3255.00
DIABLO 1610-3 w/tractor feed $2995.00
IPSI 1622-3 w/tractor feed (diablo compatible) $2995.00
IPSI 1612-3 w/tractor feed (diablo compatible) $2820.00
Centronics 761 (KSR) $1595.00
Centronics Micro P-1 ..... $395.00
Centronics 761RO $1495.00
Centronics 779 w/tractor feed ... $1195.00
Teletype Model 43 w/RS232 ... $1199.00
TI Model 745 w/upper and lower case $1975.00

FLOPPY DISK'S

Shugart SA400 Minifloppy Disk Drive $325.00
Shugart SA450 Dual Density Minifloppy $375.00
Shugart SA800/801 Diskette Storage Drive $495.00
Shugart SA850/851 Double-Sided Drive $625.00
MFE Mayflower Model 751 Double Density $730.00
Persci Model 277 Dual Diskette Storage Drive $1230.00
Pertec FD200 Miniflop Disk Drive $299.00
Pertec Model 88 8" Drive $495.00
Calcomp Model 143M Dual Density Drive $625.00
North Star MDS Minifloppy w/S-100 ..... $599.00

TERMINALS

SOROC IQ 120 ..... $895.00
LEAR ADM3 Assembled $829.95
LEAR ADM3 Kit $739.95
SOROC IQ 140 ..... $1495.00
Sanyo 9" Monitor $159.95
Sanyo 15" Monitor $209.95
Motorola 12" Monitor w/o chassis $219.95
Hazeltine 1500 ..... $1095.00
Hazeltine 1510 ..... $1295.00

KEYBOARDS

GEO Risk Model 756 ASCII 56 Key Assembled $67.95
Metal case for Model 756 ..... $27.00
Clare Pender 62 Key ASCII w/26 Pin and 34 Pin Connector (new surplus supply limited) $54.95
63 Key Unencoded Keyboard $32.95
10 Key Hexpad Unencoded $11.95

ADVANCED COMPUTER PRODUCTS
P. O. Box 17329 • Irvine, California 92713
1310 B E. Edinger • Santa Ana, California 92705
TWX/TELEX 910 595 1565 • TEL (714) 558-8813

All prices FOB Santa Ana. Please add shipping/handling. For credit card purchase contact for quotation. Complete FREE 1978 Catalogue – send 25¢ for postage.

THE ALL NEW SYM-1** MICROCOMPUTER BY SYNERTEK SYSTEMS CORP.

IF YOU LIKE KIM* YOU WILL LOVE SYM

SYM-1 PROVIDES YOU WITH ON-BOARD EXPANSION. The printed circuit board includes sockets to add additional ROM, PROM, RAM, or Peripheral Ports when you require them.

SUPER SOFTWARE

Synertek has enhanced KIM-1* software as well as hardware. The software has simplified the user interface. The basic SYM-1 system is programmed in machine language. Monitor status is easily accessible, and the monitor gives the keypad user the same full functional capability of the TTY user.

This is the newest, most advanced 6502-based system available on the market today. The SYM-1 is hardware compatible to the KIM-1*. The manual even provides a cross-reference table to help convert KIM-1* software for use on the SYM-1. The SYM-1 has everything the KIM-1* has to offer, plus so much more that we cannot begin to tell you here. So, if you want to know more, the SYM-1 User Manual is available, separately, or, see page 124, June, 1978 issue of KILOBAUD magazine.



**Because of a name conflict, the VIM-1 will now be called the SYM-1.

SYM-1 complete w/manuals **$269.00**
SYM-1 User Manual Only **$7.00**

EXPANSION BOARDS FOR SYM-1 & KIM-1*

These boards are set up for use with a regulated power supply such as the one below, but, provisions have been made so that you can add onboard regulators for use with an unregulated power supply. But, because of unreliability, we do not recommend the use of onboard regulators. All I.C.'s are socketed for ease of maintenance. *All boards carry full 90-day warranty.*

8-SLOT MOTHERBOARD

This motherboard uses the KIM-4* bus structure. It provides eight (8) expansion board sockets with rigid card supports, jacks for audio cassette, and fully buffered.

VAK-1 motherboard **$129.00**

2708 EPROM PROGRAMMER

This board requires a +5 VDC and +12 VDC, but has a DC to DC multiplyer so there is no need for an additional power supply. All software is resident in on-board Rom, and has a zero-insertion socket.

VAK-5 2708 Eprom Programmer **$269.00**

16K STATIC RAM BOARD

This board using 2114 Rams is configured in two (2) separately addressable 8K blocks with individual write-protect switches.

VAK-2 16K Ram Board with only 8K of Ram (½ populated) **$239.00**
VAK-3 Complete set of chips to expand above board to 16K **$175.00**
VAK-4 Fully populated 16K Ram **$379.00**

EPROM BOARD

This board will hold 8K of 2708 or 2758, or 16K of 2716 or 2516 Eproms. *Eproms not included.*

VAK-6 Eprom Board **$129.00**

POWER SUPPLIES

ALL POWER SUPPLIES are totally enclosed with grounded enclosures for safetv, AC power cord, and carry a full 2-year warranty.

FULL SYSTEM POWER SUPPLY

This power supply will handle a microcomputer and up to 65K of our VAK-4 RAM. ADDITIONAL FEATURES ARE: Over voltage Protection on 5 volts, fused, AC on/off switch. Equivalent to units selling for $225.00 or more.

Provides +5 V. DC @ 10 Amps & ±12 V. DC @ 1 Amp
VAK-EPS Power Supply **$125.00**

KIM-1* Custom P.S. provides 5 V. DC @ 1.2 Amps and+12 V. DC @ .1 Amps
KCP-1 Power Supply **$41.50**

SYM-1 Custom P.S. provides 5 V. DC @ 1.4 Amps
VCP-1 Power Supply **$41.50**

RNB ENTERPRISES
INCORPORATED
2967 W. FAIRMOUNT AVE.
PHOENIX, ARIZONA
85017
(602) 265-7564

R20

*KIM is a product of MOS Technology

ON ALL OF THE ABOVE ITEMS DELIVERY IS FROM STOCK

16K E-PROM CARD

New!

IMAGINE HAVING 16K OF SOFTWARE ON LINE AT ALL TIME!

S-100 (Imsai/Altair) Buss Compatible!

KIT FEATURES:

1. Double sided PC board with solder mask and silk screen and gold plated contact fingers.
2. Selectable wait states.
3. All address lines & data lines buffered!
4. All sockets included.
5. On card regulators.

KIT INCLUDES ALL PARTS AND SOCKETS (except 2708's). Add $25. for assembled and tested.



PRICE CUT!

$57.50 kit

WAS $69.95

SPECIAL OFFER:

Our 2708's (450NS) are $8.95 when purchased with above kit.

Fully Static!

ADD $20 FOR 250NS

8K LOW POWER RAM KIT-$149.00

S-100 (Imsai/Altair) Buss Compatible!

KIT FEATURES:

1. Doubled sided PC Board with solder mask and silk screen layout. Gold plated contact fingers.
2. All sockets included.
3. Fully buffered on all address and data lines.
4. Phantom is jumper selectable to pin 67.
5. FOUR 7805 regulators are provided on card.

(450NS)



USES 21L02 RAM'S!

2 KITS FOR $279

Fully Assembled & Burned In $179.00

Blank PC Board w/ Documentation $29.95

Low Profile Socket Set 13.50

Support IC's (TTL & Regulators) $9.75

Bypass CAP's (Disc & Tantalums) $4.50

MOTOROLA QUAD OP - AMP
MC 3401. PIN FOR PIN SUB. FOR POPULAR LM 3900.
3 FOR $1

ALARM CLOCK CHIP
N.S. MM5375AA. Six Digits. With full Data. **New!**
$2.49 each

FULL WAVE BRIDGE
4 AMP. 200 PIV.
69¢ 10 FOR $5.75

NOT ASSOCIATED WITH DIGITAL RESEARCH OF CALIFORNIA, THE SUPPLIERS OF CPM SOFTWARE.

MOTOROLA 7805R VOLTAGE REGULATOR
Same as standard 7805 except 750 MA output. TO–220. 5VDC output.
44c each or 10 for $3.95

450 NS! 2708 EPROMS
Now full speed! Prime new units from a major U.S. Mfg. 450 N.S. Access time. 1K x 8. Equiv. to 4-1702 A's in one package.
~~$15.75 ea.~~ PRICE CUT **$9.95** ~~4 FOR $50.00~~

16K STATIC RAM KIT

OUR LATEST COMPUTER KIT! FULLY S-100 COMPATIBLE! FULLY STATIC, AT DYNAMIC PRICES!

WHY THE 2114 RAM CHIP?
We feel the 2114 will be the next industry standard RAM chip (like the 2102 was). This means price, availability, and quality will all be good! Next, the 2114 is FULLY STATIC! We feel this is the **ONLY** way to go on the S-100 Buss! We've all heard the HORROR stories about some Dynamic Ram Boards having trouble with DMA and FLOPPY DISC DRIVES. Who needs these kinds of problems? And finally, even among other 4K Static RAM's the 2114 stands out! Not all 4K static Rams are created equal! Some of the other 4K's have **clocked** chip enable lines and various timing windows **just as critical** as Dynamic RAM's. Some of our competitor's 16K boards use these "tricky" devices. But not us! The 2114 is the ONLY logical choice for a trouble-free, straightforward design.

BRAND NEW! **$359.00 COMPLETE KIT**

SPECIAL INTRODUCTORY OFFER! Buy 2 KITS (32K) for $650 450 NS

Blank PC Board with Documentation $33.00

LOW PROFILE SOCKET SET – $12.00

ASSEMBLED & TESTED – ADD $30.00

2114's 4K RAM's – 8 FOR $69.95

KIT FEATURES:
1. Addressable as four separate 4K Blocks.
2. ON BOARD BANK SELECT circuitry. (Cromemco Standard!). Allows up to 512K on line!
3. Uses 2114 (450NS) 4K Static Rams.
4. ON BOARD SELECTABLE WAIT STATES.
5. Double sided PC Board, with solder mask and silk screened layout. Gold plated contact fingers.
6. All address and data lines fully buffered.
7. Kit includes ALL parts and sockets.
8. PHANTOM is jumpered to PIN 67.
9. LOW POWER: under 2 amps TYPICAL from the +8 Volt Buss.
10. Blank PC Board can be populated as any multiple of 4K.

SUPER SPECIAL: BUY 32 KITS (512 KILOBYTES) (8-64K BANKS) for $9,995.00

NATIONAL SEMICONDUCTOR
JUMBO CLOCK MODULE

MA1008A BRAND NEW!



$6.95

2 FOR $13

(AC XFMR $1.95)

FEATURES:
- FOUR JUMBO ½ INCH LED DISPLAYS
- 12 HR REAL TIME FORMAT
- 24 HR ALARM SIGNAL OUTPUT
- 50 OR 60 Hz OPERATION
- LED BRIGHTNESS CONTROL
- POWER FAILURE INDICATOR
- SLEEP & SNOOZE TIMERS
- DIRECT LED DRIVE (LOW RFI)
- COMES WITH FULL DATA

ASSEMBLED! NOT A KIT!

ZULU VERSION!
We have a limited number of the 24 HR Real time version of this module in stock
#MA1008D — $9.95

PERFECT FOR USE WITH A TIMEBASE.

COMPARE AT UP TO TWICE OUR PRICE!

MANUFACTURER'S CLOSEOUT!

SALE!
1N4148 DIODES. SILICON. Same as 1N914. New, factory prime, Full Leads.
100 FOR $2
1000 FOR $17.50

New! REAL TIME Computer Clock Chip
N.S. MM5313. Features BOTH 7 segment and BCD outputs. 28 Pin DIP. **$4.95 with Data**

MICRO-MINI TOGGLE SWITCH



SPDT. By RAYTHEON. MADE IN USA! WITH HDWR.

99¢ EACH

6 FOR $5

Digital Research Corporation

(OF TEXAS)

P. O. BOX401247K GARLAND, TEXAS 75040 • (214) 271-2461

TERMS: Add 30¢ postage, we pay balance. Orders under $15 add 75¢ handling. No C.O.D. We accept Visa, Mastercharge, and American Express cards. Tex. Res. add 5% Tax. Foreign orders (except Canada) add 20% P & H. 90 Day Money Back Guarantee on all items.

DEALER DIRECTORY

Phoenix AZ

Bits & Bytes Computer Shop has microcomputer systems for the small businessman and hobbyist and an experienced technical staff. We carry: Vector Graphic, Imsai, Integrand, North Star and others. **Bits & Bytes Computer Shop, 6819 North 21st Ave., Phoenix AZ 85015, 242-2507.**

Los Angeles CA

Featuring: PolyMorphic, North Star, Imsai, Cromemco, Extensys, Speechlab products and Poly-88 Users Group software exchange. All products 10-20% off list. We won't be undersold! **A-A-A-A Discount Computer How's, 1477 Barrington, Suite 17, Los Angeles CA 90025, 477-8478.**

Palo Alto CA

Systems available for immediate delivery: word processing; multiprogramming, multi-user work in process; business; medical/dental billing and accounts receivable. Software and hardware guaranteed. **Byte of Palo Alto, 2233 El Camino Real, Palo Alto CA 94306, 327-8080.**

Chicago IL

Staffed by computer professionals. Largest selection of books and magazines in the Chicago area. Specialists in CP/M, Apple Computer and Alpha microsystems. **Data Domain of Schaumburg, Plaza de las Flores, 1612 E. Algonquin Rd., Schaumburg IL 60195, 397-8700.**

Naperville IL

Discount Prices: Creed Teletypes, optical scanners, Solid State Music products, Integrand mainframes, Vista floppy-disk systems, many other items, complete hardware and software systems. **Wilcox Enterprises, 25W178-39th St., Naperville IL 60540, 420-8601.**

Prairie Village KS

Computer systems for small business applications, featuring production and inventory control, accounts rec. & pay., financial planning & general ledger. 20 yrs. experience. **Data Management Enterprises, 4900 Somerset Drive, Prairie Village KS 66207, 381-6823.**

Syracuse NY

We stock: Apple, Commodore PET, KIM, North Star, Cromemco, Imsai, TDL, Vector Graphic, Heuristics, Lear Siegler, Netronics Elf, books, magazines, parts and supplies. **Computer Shop of Syracuse, Inc., 3470 Erie Blvd. East, DeWitt NY 13214, 446-1284.**

Hickory NC

Turnkey microcomputer systems for professional, business and industrial applications, featuring Imsai (and the fabulous VDP-80). Custom software, expert service and sound advice from DP specialists. **Microcomputer Services, 108-110 Arcade Building, Hickory NC, 462-1401.**

Akron OH

We've got it all. Business systems. Personal systems. Software packages. Custom programming. Terminals. Printers. Service and books. Easy freeway access. 11 AM to 7 PM Monday-Saturday. **The Basic Computer Shop; Fairlawn Plaza, 2671 West Market St., Akron OH 44313, 867-0808.**

York PA

Personal and small-business systems. Components and peripherals. Books, magazines, information. Hobbyists welcome. ½ block from Business 83 at Iron Bridge. **G.Y.C. Co., 51 Hamilton Ave., York PA 17404, 854-0481.**

Memphis TN

Computerlab of Memphis—Now open. Serving the mid-South with a complete line of the most popular systems. **Computerlab, 627 South Mendenhall Rd., Memphis TN 38117.**

Houston TX

Bare boards, kits, small systems, multiuser systems, custom hardware design, software for business or hobby, nationwide consulting available. Please call. **Houston Computer Mart, 8029 Gulf Freeway, Houston TX 77017, 649-4188.**

Houston TX

Supplier of microcomputer components and systems for business and pleasure. Business systems delivered ready to run, hardware and software. Also design computerized machine logic controllers. **Musgrove Engineering, 9547 Kindletree Dr., Houston TX 77040, 466-3486.**

Richland WA

Apple, North Star, Ohio Scientific. All products listed in Byte Shopper, classes, literature, electronic parts, repair services. Custom design/consulting in both hardware and software. **Ye Olde Computer Shoppe, inc., 1301 George Washington Way, Richland WA 99352, 946-3330.**

Is your city listed?

Dealers: Listings are **$15** per month in prepaid *quarterly* payments, or one *yearly* payment of **$150**, also prepaid. Call Marcia at 603-924-3873 or write *Kilobaud*, Ad Dept., Peterborough NH 03458.

IS HARD COPY STORAGE A PROBLEM?



Kilobaud, as thick as it is, is more like a floppy when it comes to standing on the bookshelf. Try the Kilobaud Library Shelf Boxes, . . . sturdy corrugated white dirt resistant cardboard boxes which will keep them from flopping around. We have self-sticking labels for the boxes, too, not only for *Kilobaud*, but also for *73 Magazine* . . . and for *Personal Computing, Radio Electronics, Interface Age,* and *Byte.* Ask for whatever stickers you want with your box order. Hams may want our labels for *CQ, QST* or *Ham Radio.* They hold a full year of *Kilobaud* . . . or *73.* Your magazine library is your prime reference, keep it handy and keep it neat with these strong library shelf boxes . . . One box is $2.00, 2 boxes are $3.00 and eight boxes are $10.00. Be sure to specify which labels we should send. Have your credit card handy and call our toll-free order number 800-258-5473, or use the order card in the back of the magazine and mail to:

KILOBAUD LIBRARY SHELF BOXES Peterborough, NH 03458



1977 kilobaud Binders

Keep your Kilobauds from being lost or damaged in these handsomely appointed binders with rich blue covers and gold lettering. Each binder holds 12 issues, making an EXCELLENT REFERENCE HANDBOOK. Several binders form a quality library you can be proud of.

Order yours today . . . only $6.50 each . . . 2 for $12.00.

Use the order card in the back of this magazine or itemize your order on a separate piece of paper and mail to:

KILOBAUD BINDERS ● PETERBOROUGH NH 03458

Be sure to include check or detailed credit card information

KB BOOK NOOK





● **HOBBY COMPUTERS ARE HERE!**—BK7322—If you want to come up to speed on how computers work . . . hardware and software . . . this is an excellent book. It starts with the fundamentals and explains the circuits, the basics of programming, along with a couple of TVT construction projects, ASCII-Baudot, etc. This book has the highest recommendations as a teaching aid for newcomers. $4.95.*

● **THE NEW HOBBY COMPUTERS**—BK7340—This book takes it from where "**Hobby Computers Are Here!**" leaves off, with chapters on Large Scale Integration, how to choose a microprocessor chip, an introduction to programming, low cost I/O for a computer, computer arithmetic, checking memory boards, a Baudot monitor/editor system, an audible logic probe for finding those tough problems, a ham's computer, a computer QSO machine . . . and much, much more! $4.95*

● **INTRODUCTION TO MICROPROCESSORS**—BK1032—by Charles Rockwell of MICROLOG is an ideal reference for the individual desiring to understand the hardware aspects of microprocessor systems. Describes the hardware details of computer devices in terms the beginner can understand, instead of treating the micro chip as a "black box." Specific systems are not described and programming is only briefly discussed. $17.50 US and Canada, $20 elsewhere.*

● **BASIC NEW 2ND EDITION**—BK1081—by Bob Albrecht. Self-teaching guide to the computer language you will need to know for use with your microcomputer. This is one of the easiest ways to learn computer programming. $4.95.*

● **SCIENTIFIC RESEARCH INSTRUMENTS' BASIC SOFTWARE LIBRARY** is a complete do-it-yourself kit. Written in everybody's BASIC immediately executable in ANY computer with 4K, no other peripherals needed. **Volume I** contains business and recreational programs and is 300 pages. **Volume II** is 260 pages and contains math, engineering, statistics and plotting programs. **Volume III** contains money managing, advanced business programs such as billing, A/R, inventory, payroll, etc. **Volume IV** contains general purpose programs like loans, rates, retirement, plus games: Poker, Enterprise (take charge while Capt. Kirk is away), Football and more! **Volume V** is filled with experimenter's programs including games, pictures and misc. problems like "logic." Volume I—LB1002—& Volume II—LB1003—$24.95* each, Volume III—LB1004—$39.95*, Volume IV—LB1005—& Volume V—LB1006—$9.95* each, Volume VI—LB1007—$49.95*, Volume VII—LB1008—$39.95.*

● **MICROPROCESSOR INTERFACING TECHNIQUES**—BK1037—by Austin Lesea & Rodnay Zaks will teach you how to interconnect a complete system and interface it to all the usual peripherals. It covers hardware and software skills and techniques, including the use and design of model buses such as the IEEE 488 or S100. $9.95*

● **TTL COOKBOOK**—BK1063—by Donald Lancaster. Explains what TTL is, how it works, and how to use it. Discusses practical applications, such as a digital counter and display system, events counter, electronic stopwatch, digital voltmeter, and a digital tachometer. $8.95.

● **CMOS COOKBOOK**—BK1011—by Don Lancaster. Details the application of CMOS, the low power logic family suitable for most applications presently dominated by TTL. Required reading for every serious digital experimenter! $9.95.*

● **TVT COOKBOOK**—BK1064—by Don Lancaster, describes the use of a standard television receiver as a microprocessor CRT terminal. Explains and describes character generation, cursor control and interface information in typical, easy-to-understand Lancaster style. $9.95.

● **THE "COMPULATOR" BOOK—BUILDING SUPER CALCULATORS & MINICOMPUTER HARDWARE WITH CALCULATOR CHIPS**—BK1012—by R. P. Haviland, provides ideas, design info and printed circuit boards for calculator chip projects, measure time, tie in with a Teletype to create a virtually infinite memory system, and countless other functions. $7.95.*

● **BASIC COMPUTER GAMES**—BK1074—Okay, so once you get your computer and are running in BASIC, then what? Then you need some programs in BASIC, that's what. This book has 101 games for you, from very simple to real buggers. You get the games, a description of the games, the listing to put in your computer and a sample run to show you how they work. Fun. Any one game will be worth more than the price of the book for the fun you and your family will have with it. $7.50.*

● **WHAT TO DO AFTER YOU HIT RETURN**—BK1071—PCC's first book of computer games . . . 48 different computer games you can play in BASIC . . . programs, descriptions, many illustrations. Lunar Landing, Hammurabi, King, Civel 2, Qubic 5, Taxman, Star Trek, Crash, Market, etc. $8.00.*

● **KILOBAUD CODING SHEETS** Kilobaud's dozen or so programmers wouldn't try to work without these handy scratch pads which help prevent the little errors that can cost hours and hours of programming time. Available for programming is **Assembly/Machine Language** (PD1001) which has columns for address, instruction (3 bytes), source code (label, op code, operand), and comments; and for **BASIC** (PD1002) which is 72 columns wide. 50 sheets to a pad. $2.39.*

* Use the order card in the back of this magazine or itemize your order on a separate piece of paper and mail to: Kilobaud Book Department ● Peterborough NH 03458. Be sure to include check or detailed credit card information. For orders under $10.00, add $1.00 shipping and handling.

FOR TOLL FREE ORDERING CALL 1-800-258-5473

KB BOOK NOOK

SPECIAL:
PRE-PUBLICATION OFFER
(orders will be filled on a first-in, first-out basis)



● **HOW TO BUILD A MICROCOMPUTER—AND REALLY UNDERSTAND IT**—BK7325—by Sam Creason. The electronics hobbyist who wants to build his own microcomputer system now has a practical "How-To" guidebook. Sam Creason's book is a combination technical manual and programming guide that takes the hobbyist step-by-step through the design, construction, testing and debugging of a complete microcomputer system. This book is must reading for anyone desiring a true understanding of small computer systems. $9.95.*

● **PROGRAMMING IN PASCAL**—BK1140—by Peter Grogono. The computer programming language PASCAL was the first language to embody in a coherent way the concepts of structured programming which had been defined by Edsger Dijkstra and C. A. R. Hoare. As such it is a landmark in the development of programming languages. PASCAL was developed by Niklaus Wirth in Zurich; it is derived from the language ALGOL 60 but is more powerful and easier to use. PASCAL is now widely accepted as a useful language that can be efficiently implemented, and as an excellent teaching tool. This book is intended for people who want to write programs in PASCAL. It does not assume knowledge of any other programming language and it is therefore suitable for an introductory course. $9.95.*

● **MICROPROCESSOR LEXICON—ACRONYMS AND DEFINITIONS**—BK1137—Compiled by the staff of SYBEX is a convenient reference in pocket size format. Sections include acronyms and definitions, part numbers and their definitions, S-100 signals, RS232 signals, IEEE 499 signals, microcomputer and microprocessors, JETDS summary (military) and a code conversion table. $2.95.*



● **INSTANT BASIC**—BK1131—by Jerald R. Brown. For the personal computer enthusiast or the user of DEC's BASIC PLUS language, here, finally, is a new book to teach you BASIC. It teaches BASIC to beginners using interesting programming ideas and applications that will be easily understood by the home computer programmer. BASIC PLUS users know that the two languages are very similar, so this book can be used by them as well. This is an "active participation" workbook, designed to be used with your home computer so you can learn by doing! Ideas are slowly introduced in a nonmathematical context so the beginner can quickly learn good programming techniques. $6.00.*

● **YOUR HOME COMPUTER**—BK1172—by James White is an introduction to the world of personal microcomputing. Written in clear and understandable language, this book tells you everything you want to know about home computing and gives the computer novice a painless introduction to microcomputer technology and terminology, beginning with what computers are and how they work. This basic book requires no prior knowledge or experience in electronics or computing.

It provides information about home computer kits, guidelines for selecting and building your own microcomputer, how to use your home computer and what you can do with it, lists of computer stores, clubs, periodicals, and answers to many more of your questions about microcomputers and the jargon surrounding the personal computing scene today. $6.00.*

INSTANT SOFTWARE FROM KILOBAUD

The flood of programs into the microcomputer lab at Kilobaud is steadily increasing, and a number of these are now available. For the first time you can carry programs that will allow your microcomputer to do all of those things the industry has been promising. These INSTANT SOFTWARE programs are available for $7.95. The package includes a cassette plus instruction booklet that explains how to use the programs so that nothing can go wrong. We are working in the Kilobaud Lab to produce as many programs on as many of the systems as possible. We have a lot of programs in the works that will run on the systems we have in the Kilobaud Lab. At present, these systems consist of a Heath H8, Compucolor, Wave Mate, Altair, Imsai, S.D. Sales, Integrand, Seals PUP and Poly 88. As you can tell, we aim to please everyone! The following programs are now available.

● **PERSONAL WEIGHT CONTROL/BIORHYTHMS** by Microcosm. A must for the diet-conscious. Our Biorhythm program charts physical, emotional and intellectual highs and lows!

● **SPACE TREK** by KB1. This game will challenge the most skillful and careful player. You are the commander of the Enterprise.

● **BEGINNER'S BACKGAMMON/KENO** by Fred Schild and KB1. You'll never need a backgammon companion again. The Keno program is Las Vegas at home, and you can win big!

● **BASIC LUNAR LANDER/INTERMEDIATE LUNAR LANDER** by KB1. You are forced to make a manual landing, and the utmost concentration is a must for you to touch down safely.

● **MORTGAGE WITH PREPAYMENT OPTION/FINANCIER** by Microcosm. Before you go to the bank you'll need to check your computer; our mortgage program will give you the information you'll need. Financier is actually three programs in one, and it's bound to make you a financial wizard.

● **GOLF/CROSS-OUT** by Wilford Niepraschik and David Dillehay. The pros would love this one . . . golf on a computer. Play the game anytime—rain or shine. Take your choice of clubs and angle. Cross-Out is the old peg dilemma. It tests your skill and rates your effort after each try.

● **ELECTRONICS I** by Rick Morel. This is actually a group of five different programs. Design coils for radio circuits, calculate component values, design preamplifiers. These programs are a great help around the lab and are wonderful teaching aids.

● **HAM PACKAGE I** by Rick Morel/D. A. Lien. A must for any workshop or ham-shack. This group of eight programs will be of frequent help to any experimenter or ham operator.

● **CASINO I** by Charles M. Stuart. If you plan to visit Las Vegas someday, this program will prepare you; if not you'll have a ball learning every combination you could play at the MGM Grand Hotel.

● **CASINO II** by Charles M. Stuart. You play this game under the same house rules as the casinos in Vegas. With this game, once you have mastered it, it will enable you to walk away from any craps table a winner. You'll end up paying for your computer using this game.

FOR FURTHER INFORMATION AND DESCRIPTIONS TURN TO PP. 112 & 113

KILOBAUD QUALITY CONTROL Kilobaud cassettes are produced in the same audio lab that has been turning out thousands of ham radio code tapes each month, with an enviable record of quality control. To make sure that Kilobaud's cassettes establish a high level of quality in the field, each tape is individually tested, and the best tapes available are used . . . BASF digitally certified.

MORE TO COME . . . As of this printing, over 200 program cassettes have been tested in the Kilobaud Lab, and are being readied for publication. Use the coupon on pg. 113 to order our FREE software catalog. You'll be able to get prerecorded programs in business, electronics, hobby games, self-study, including: small business accounting, checking account/general ledger, the slot machine game, home checkbook handler, a simple mailing system, home weatherman, personal stockbroker, the missle game and many others.

FOR CUSTOMER SERVICE CALL (603) 924-6132

WHO'S BEHIND THE kilobaud ?

When short cassettes and cassette duplication appeared on the horizon, so did this man. He hails from Sunnyvale, California, and if you attended either NCC or PCC '78 in Philadelphia, you surely encountered our mystery man.





LAST MONTH'S MYSTERY READER

Last month's mystery reader was none other than Bob Arata of S.D. Sales. In addition to having a booth at just about every hobby computer show in the country, he has something going on right at the home base, for Kilobaud continues to get letters from enthusiastic customers wondering how S.D. Sales manages to ship so quickly and bend over backwards so far to please everyone. Many mail-order customers report that their orders are received a day or two before they mail them in.

Subscribe Today!
For Instant Subscriptions Call Our Toll Free Number
1 (800) 258-5473
Have your credit card handy!
Kilobaud • Peterborough NH 03458

MOVING?

Let us know 8 weeks in advance so that you won't miss a single issue of *Kilobaud*.
Attach old label where indicated and print new address in space provided. Also include your mailing label whenever you write concerning your subscription. It helps us serve you promptly.

☐ Address change only
☐ Extend subscription
☐ Enter new subscription
☐ 1 year $15.00
☐ Payment enclosed (1 extra BONUS issue)
☐ Bill me later

If you have no label handy, print OLD address here.

AFFIX LABEL

Name _____ Call _____
Address _____
City _____ State _____ Zip _____

print NEW address here:

Name _____ Call _____
Address _____
City _____ State _____ Zip _____

• KILOBAUD • PETERBOROUGH NH 03458 •

Programs
you can use in your business... ready to go now!



Our programs will let you realize the full potential of your hardware.

We developed these programs because we needed them in our businesses, and, try as we might, could not purchase them. They're on-line now, working for us and others around the country.

As users ourselves we know the problems from your perspective — not just as a manufacturer of software. The bugs are out and they're ready now to go to work helping make your life easier, keeping you in better control of your business.

Our first four program packages are: • **Apartment Management** • **Cash Register** • **Inventory** • **Payroll**

Here's a typical program

To give you an idea of the thoroughness of these programs, here's a summary of what the inventory package does for you. Gives a detailed listing of items in inventory and itemizes all goods sold from inventory, including which sales person sold what, when it sold and for how much ... recaps on one sheet this same inventory activity information ... investigates and changes any information in inventory, on request ... prints list of items to be re-ordered ... provides profit analysis comparing sales personnel and/or various products. And it can be inter-connected with our cash register package as well, for total program management.

Each of our initial programs is conceived, proven and offered with this same exacting thoroughness and attention to detail.

We stay with you after the sale

We're in this for the long haul and our support program is dedicated to that objective. Registered program owners receive:

• Periodic newsletters which include users' ideas and information exchange, plus tips to owners on further increasing benefits of the package through updated operational flexibility.

• Availability of software technicians to provide immediate answers to questions, via phone or mail.

• Customer rewrites and adaptations available on request, at added cost.

CBASIC-2 free

It takes the world's most powerful commercial basic to run our programs and we deliver it to you free.

Each of our program packages contains a disk with CBASIC-2 Compiler, CBASIC-2 Run Command and your Graham-Dorian software programs in INT and BAS file form. You also receive User's Manuals and Hard Copy Source Listing. At a price which pays for itself!

CBASIC-2 was developed and written by Software Systems, the people who wrote CBASIC, and includes many powerful enhancements.* All systems are compatible with any Z-80 or 8080 CP/M™ system. They are deliverable in standard eight-inch disk — either double or single density — or mini-floppy disk.

Give us a call or fill out the Reader Service Card in this issue. We promise a response within 24 hours of receipt. That's the kind of information service we expect, and know you do too.

*CBASIC-2 may be purchased separately from Graham-Dorian Software Systems for $89.95.

Master Charge and Via cards accepted

Graham-Dorian Software Systems
A Division of Graham-Dorian Enterprises
211 N. Broadway / Wichita, Ks. 67202 / (316) 265-8633



Two To The Byte Power

THE I/O POWER YOU NEED:

Our Universal Cassette Recorder Interface speaks to cassettes in three languages — biphase (Tarbell), CUTS, and Kansas City — at speeds from 600 to 40,000 baud. In addition, on-board relays control two recorders. A keyboard or other external device can speak to your CPU via the UCRI's parallel input port. S-100 compatible.

Teletek's System Central Interface (SCI), the most powerful interface on the market, gives you all of the features of the UCRI plus a 2708 programmer, serial port, three parallel ports, on board EPROM's, reset-jump, RAM, monitor program, and more.

For unexcelled Byte Power, call or write Ann Roberts, Department 36, at (916) 351-0535.

TELETEK: QUALITY PRODUCTS, A DECADE OF SERVICE

SEE YOUR DEALER
OEM CONTRACTS AVAILABLE

TELETEK
11505B Douglas Rd.
Rancho Cordova, CA 95670

© Teletek 1978